

QUARTERLY PHYSICAL REPORT OF OPERATION
As of 31 March 2015

Department : Department of Foreign Affairs
 Agency : Department of Foreign Affairs (OSEC)
 Operating Unit :
 Organization Code (UACS) :

	Current Year Appropriations
	Supplemental Appropriations
	Continuing Appropriations
	Off-Budget Account


Particulars	UACS CODE	Physical Targets					Physical Accomplishments					Variance	Remarks
		1st Quarter	2nd Quarter	3rd Quarter	4th Quarter	Total	1st Quarter	2nd Quarter	3rd Quarter	4th Quarter	Total		
1	2	3	4	5	6	7=(3+4+5+6)	8	9	10	11	12=(8+9+10+11)	13	14
I. Operations													
MFO 1 - Foreign Policy Services													
Performance Indicators:													
*Quantity - Number of policies developed and issued or updated and disseminated		840	840	840	840	3360	1,235	1,079				634	The higher than expected accomplishment reflects the difficulty of setting targets in terms of policy formulated, which is heavily dependent on developments in both the international and domestic political, security, and economic environments.
*Quality - Percentage of stakeholders who rate foreign policies as good or better		90%	90%	90%	90%	90%	100%	100%				10%	
*Timeliness - Percentage of policies that are reviewed, updated and disseminated in the last three years		90%	90%	90%	90%	90%	100%	98%				9%	
MFO 2 - Diplomatic and Consular Services													
Performance Indicator Set 1:													
*Quantity - Number of consular and legal documents issued (passports and visas)		867,035	877,731	888,428	899,124	3,532,318	776,448	798,876				-169,442	Reported physical accomplishment is partial since some Foreign Service Posts have yet to submit visa reports
*Quality - Percentage of clients that rate the services as good or better		90%	90%	90%	90%	90%	95%	95.00%				5.00%	
*Timeliness - Percentage of consular and legal documents issued w/in the prescribed time period		100%	100%	100%	100%	100%	92.50%	92.50%				-8%	
Performance Indicator Set 2:													
*Quantity - Number of overseas Filipinos assisted		5,000	5,000	5,000	5,000	20,000	4,366	2,749				-2,885	During the PREXC handholding workshops, DBM suggested that DFA have a fixed projection
*Quality - Percentage of Filipinos assisted who rate the DFA assistance as good or better		90%	90%	90%	90%	90%	85%	90%				-3%	

QUARTERLY PHYSICAL REPORT OF OPERATION
As of 31 March 2015



Department : Department of Foreign Affairs
 Agency : Department of Foreign Affairs (OSEC)
 Operating Unit :
 Organization Code (UACS) :

	Current Year Appropriations
	Supplemental Appropriations
	Continuing Appropriations
	Off-Budget Account


Particulars	UACS CODE	Physical Targets					Physical Accomplishments					Variance	Remarks
		1st Quarter	2nd Quarter	3rd Quarter	4th Quarter	Total	1st Quarter	2nd Quarter	3rd Quarter	4th Quarter	Total		
1	2	3	4	5	6	7=(3+4+5+6)	8	9	10	11	12=(8+9+10+11)	13	14
Part B Major Programs/Projects KRA No. 1 - Anti-Corruption, Transparent, Accountable and Participatory Governance Program Budgeting: Education Program MPP Target 1 Target 2 ... Other Major Programs and Projects PAP Target 1 Target 2continue down to the last PAP ...continue down to the last Program Budgeting ...continue down to the last KRA													

Prepared By: 
 Assistant Secretary JOSELITO A. JIMENO
 Planning Services Head / Planning Officer

Date: 30 June 2015

In coordination with: 
 Assistant Secretary CRESCENTE R. RELACION
 Financial Services Head/ Budget Officer 

Date: 30 June 2015

Approved by: 
 Undersecretary LINGLINGAY F. LACANLALE
 Authorized Representative of the Head of Agency

Date: 30 June 2015