

STATEMENT OF APPROPRIATIONS,ALLOTMENTS,OBLIGATIONS,DISBURSEMENTS AND BALANCES
As of 31 March 2016

Department: 12
Agency: 1
Operating Unit: 001
Organization Code: 12 001 1300085
Funding Source Code: 01 1 01 101 / 01 1 02 101

X	Current Year Appropriation
X	Continuing Appropriation
	Supplemental Appropriation


Particulars	UACS CODE	Appropriations			Allotments					Current Year Obligations					Disbursements					Balances				
		Authorized Appropriations	Adjustments	Adjusted Appropriations	Allotments Received	Adjustments (Withdrawal, Realignment)	Transfer To	Transfer From	Adjusted Total Allotment	1st Quarter ending Mar 31	2nd Quarter ending June 30	3rd Quarter ending Sept. 30	4th Quarter ending Dec 31	Total	1st Quarter ending Mar 31	2nd Quarter ending June 30	3rd Quarter ending Sep 30	4th Quarter ending Dec 31	Total	Unreleased Appropriations	Unobligated Allotment	Unpaid Obligations Due and DemandableNot yet Due and Demandable		
1	2	3	4	5 = 3+4	6	7	8	9	10 = [(6 + (-) 7)] - 8 + 9	11	12	13	14	15 = (11+12+13+14)	16	17	18	19	20 = (16+17+18+19)	21 = (5-10)	22 = (10-15)	23 = (15-20)	24 = (15-20)	
I. CURRENT YEAR APPROPRIATIONS																								
A. AGENCY SPECIFIC BUDGET General Administration and Support General Administration and Supervision PS MOOE FinEx CO Support to Operations: Legal Services PS MOOE FinEx CO Coordination,Intergration,Planning and Monitoring of Foreign Policy PS MOOE FinEx CO Operations: MFO-1 Foreign Policy Planning and Formulation: Conduct of Studies and Formulation of Foreign Policies PS MOOE FinEx CO Coordination, Evaluation and Monitoring of Philippine participation in UN, ASEAN and other International Organization PS MOOE FinEx CO MFO-2 Provision of Diplomatic and Consular Services: Implementation of Foreign Policies and Protection of national interests of Filipinos Abroad, including the processing and issuance of passports, visa and other legal documents. PS MOOE FinEx CO Missions PS MOOE FinEx CO Sub-Total Agency Specific Budget PS MOOE FinEx CO	100010000	20,599,627,000.00	-	20,599,627,000.00	20,303,651,361.00	-	-	-	20,303,651,361.00	6,471,142,121.02	-	-	-	6,471,142,121.02	4,963,596,465.71	-	-	-	4,963,596,465.71	295,975,639.00	13,832,509,239.98	1,507,545,655.31		
		4,521,519,000.00		4,521,519,000.00	4,300,065,361.00	-	-	-	4,300,065,361.00	247,329,256.71	-	-	-	247,329,256.71	142,248,406.08	-	-	-	142,248,406.08	221,453,639.00	4,052,736,104.29	105,080,850.63	-	
		4,521,519,000.00		4,521,519,000.00	4,300,065,361.00	-	-	-	4,300,065,361.00	247,329,256.71	-	-	-	247,329,256.71	142,248,406.08	-	-	-	142,248,406.08	221,453,639.00	4,052,736,104.29	105,080,850.63		
		543,862,000.00		543,862,000.00	387,408,361.00				387,408,361.00	97,780,198.59				97,780,198.59	92,176,718.75				92,176,718.75	156,453,639.00	289,628,162.41	5,603,479.84		
		895,956,000.00		895,956,000.00	832,206,000.00				832,206,000.00	143,689,138.12				143,689,138.12	50,071,687.33				50,071,687.33	63,750,000.00	688,516,861.88	93,617,450.79		
		3,000,000.00		3,000,000.00					3,000,000.00	-				-	-				-	-	3,000,000.00			
		3,078,701,000.00		3,078,701,000.00	3,077,451,000.00				3,077,451,000.00	5,859,920.00				5,859,920.00	-				-	1,250,000.00	3,071,591,080.00	5,859,920.00		
		67,827,000.00		67,827,000.00	67,827,000.00	-	-	-	67,827,000.00	7,755,695.91	-	-	-	7,755,695.91	6,781,881.08	-	-	-	6,781,881.08	-	60,071,304.09	973,814.83	-	
		22,760,000.00		22,760,000.00	22,760,000.00	-	-	-	22,760,000.00	2,432,347.83	-	-	-	2,432,347.83	2,413,146.07	-	-	-	2,413,146.07	-	20,327,652.17	19,201.76	-	
		17,868,000.00		17,868,000.00	17,868,000.00				17,868,000.00	2,277,344.95				2,277,344.95	2,277,344.95				2,277,344.95	-	15,590,655.05		-	
4,892,000.00		4,892,000.00	4,892,000.00				4,892,000.00	155,002.88				155,002.88	135,801.12				135,801.12	-	4,736,997.12	19,201.76				
-		-	-				-	-				-	-				-	-	-	-				
-		-	-				-	-				-	-				-	-	-	-				
45,067,000.00		45,067,000.00	45,067,000.00	-	-	-	45,067,000.00	5,323,348.08	-	-	-	5,323,348.08	4,368,735.01	-	-	-	4,368,735.01	-	39,743,651.92	954,613.07	-			
32,932,000.00		32,932,000.00	32,932,000.00				32,932,000.00	1,897,789.23				1,897,789.23	1,897,789.23				1,897,789.23	-	31,034,210.77		-			
11,862,000.00		11,862,000.00	11,862,000.00				11,862,000.00	3,425,558.85				3,425,558.85	2,470,945.78				2,470,945.78	-	8,436,441.15	954,613.07				
-		-	-				-	-				-	-				-	-	-	-				
273,000.00		273,000.00	273,000.00				273,000.00						-				-	-	273,000.00	-				
16,010,281,000.00		16,010,281,000.00	16,010,281,000.00	-	-	-	16,010,281,000.00	6,216,057,168.40	-	-	-	6,216,057,168.40	4,814,566,178.55	-	-	-	4,814,566,178.55	74,522,000.00	9,719,701,831.60	1,401,490,989.85	-			
5,191,219,000.00		5,191,219,000.00	5,191,219,000.00	-	-	-	5,191,219,000.00	3,254,810,734.10	-	-	-	3,254,810,734.10	3,201,184,127.98	-	-	-	3,201,184,127.98	-	1,936,408,265.90	53,626,606.12	-			
697,905,000.00		697,905,000.00	697,905,000.00	-	-	-	697,905,000.00	106,489,117.79	-	-	-	106,489,117.79	54,810,301.86	-	-	-	54,810,301.86	-	591,415,882.21	51,678,815.93	-			
89,989,000.00		89,989,000.00	89,989,000.00				89,989,000.00	16,041,233.04				16,041,233.04	15,896,281.42				15,896,281.42	-	73,947,766.96	144,951.62				
606,881,000.00		606,881,000.00	606,881,000.00				606,881,000.00	90,447,884.75				90,447,884.75	38,914,020.44				38,914,020.44	-	516,433,115.25	51,533,864.31				
-		-	-				-	-				-	-				-	-	-	-				
1,035,000.00		1,035,000.00	1,035,000.00				1,035,000.00	-				-	-				-	-	1,035,000.00	-				
4,493,314,000.00		4,493,314,000.00	4,493,314,000.00	-	-	-	4,493,314,000.00	3,148,321,616.31	-	-	-	3,148,321,616.31	3,146,373,826.12	-	-	-	3,146,373,826.12	-	1,344,992,383.69	1,947,790.19	-			
39,615,000.00		39,615,000.00	39,615,000.00				39,615,000.00	7,508,446.62				7,508,446.62	7,502,148.06				7,502,148.06	-	32,106,553.38	6,298.56				
4,453,689,000.00		4,453,689,000.00	4,453,689,000.00				4,453,689,000.00	3,140,806,940.09				3,140,806,940.09	3,138,871,678.06				3,138,871,678.06	-	1,312,882,059.91	1,935,262.03				
-		-	-				-	-				-	-				-	-	-	-				
10,000.00		10,000.00	10,000.00				10,000.00	6,229.60				6,229.60	-				-	-	3,770.40	6,229.60				
10,819,062,000.00		10,819,062,000.00	10,744,540,000.00	-	-	-	10,744,540,000.00	2,961,246,434.30	-	-	-	2,961,246,434.30	1,613,382,050.57	-	-	-	1,613,382,050.57	74,522,000.00	7,783,293,565.70	1,347,864,383.73	-			
10,434,051,000.00		10,434,051,000.00	10,359,529,000.00	-	-	-	10,359,529,000.00	2,858,058,187.85	-	-	-	2,858,058,187.85	1,526,985,234.66	-	-	-	1,526,985,234.66	74,522,000.00	7,501,470,812.15	1,331,072,953.19	-			
5,520,089,000.00		5,520,089,000.00	5,471,971,000.00				5,471,971,000.00	1,361,140,139.55				1,361,140,139.55	1,213,971,618.51				1,213,971,618.51	48,118,000.00	4,110,830,860.45	147,168,521.04				
4,688,203,000.00		4,688,203,000.00	4,671,781,000.00				4,671,781,000.00	1,445,466,041.26				1,445,466,041.26	309,500,038.11				309,500,038.11	16,422,000.00	3,226,314,958.74	1,135,966,003.15				
14,843,000.00		14,843,000.00	14,620,000.00				14,620,000.00	4,510,007.04				4,510,007.04	2,404,360.72				2,404,360.72	223,000.00	10,109,992.96	2,105,646.32				
210,916,000.00		210,916,000.00	201,157,000.00				201,157,000.00	46,942,000.00				46,942,000.00	1,109,217.32				1,109,217.32	9,759,000.00	154,215,000.00	45,832,782.68				
385,011,000.00		385,011,000.00	385,011,000.00	-	-	-	385,011,000.00	103,188,246.45	-	-	-	103,188,246.45	86,396,815.91	-	-	-	86,396,815.91	-	281,822,753.55	16,791,430.54	-			
269,570,000.00		269,570,000.00	269,570,000.00				269,570,000.00	74,564,365.97				74,564,365.97	71,021,446.87				71,021,446.87							


STATEMENT OF APPROPRIATIONS,ALLOTMENTS,OBLIGATIONS,DISBURSEMENTS AND BALANCES
As of 31 March 2016


Department: 12
Agency: 1
Operating Unit: 001
Organization Code: 12 001 1300085
Funding Source Code: 01 1 01 101 1 01 1 02 101

X	Current Year Appropriation
X	Continuing Appropriation
	Supplemental Appropriation

Particulars	UACS CODE	Appropriations			Allotments					Current Year Obligations					Disbursements					Balances				
		Authorized Appropriations	Adjustments	Adjusted Appropriations	Allotments Received	Adjustments (Withdrawal, Realignment)	Transfer To	Transfer From	Adjusted Total Allotment	1st Quarter ending Mar 31	2nd Quarter ending June 30	3rd Quarter ending Sept. 30	4th Quarter ending Dec 31	Total	1st Quarter ending Mar 31	2nd Quarter ending June 30	3rd Quarter ending Sep 30	4th Quarter ending Dec 31	Total	Unreleased Appropriations	Unobligated Allotment	Unpaid Obligations Due and Demandable	Not yet Due and Demandable	
1	2	3	4	5 = 3+4	6	7	8	9	10 = [(6 + (-7)) - 8 + 9]	11	12	13	14	15 = (11+12+13+14)	16	17	18	19	20 = (16+17+18+19)	21 = (5-10)	22 = (10-15)	23 = (15-20)	24 = (15-20)	
Sub-Total, Special Purpose Fund		118,473,967.00	-	118,473,967.00	118,473,967.00	-	-	-	118,473,967.00	19,414,568.02	-	-	-	19,414,568.02	15,542,040.17	-	-	-	15,542,040.17	-	99,059,398.98	3,872,527.85	-	
PS		118,473,967.00	-	118,473,967.00	118,473,967.00	-	-	-	118,473,967.00	19,414,568.02	-	-	-	19,414,568.02	15,542,040.17	-	-	-	15,542,040.17	-	99,059,398.98	3,872,527.85	-	
MOOE		-	-	-	-	-	-	-	-	-	-	-	-	-	-	-	-	-	-	-	-	-		
FinEx		-	-	-	-	-	-	-	-	-	-	-	-	-	-	-	-	-	-	-	-	-		
CO		-	-	-	-	-	-	-	-	-	-	-	-	-	-	-	-	-	-	-	-	-		
GRAND TOTAL		20,827,175,967.00	-	20,827,175,967.00	20,531,200,328.00	-	-	-	20,531,200,328.00	6,509,226,819.23	-	-	-	6,509,226,819.23	4,997,808,636.07	-	-	-	4,997,808,636.07	295,975,639.00	14,021,973,508.77	1,511,418,183.16	-	
PS		6,741,473,967.00	-	6,741,473,967.00	6,536,902,328.00	-	-	-	6,536,902,328.00	1,599,294,216.16	-	-	-	1,599,294,216.16	1,438,955,518.15	-	-	-	1,438,955,518.15	204,571,639.00	4,937,608,111.84	160,338,698.01	-	
MOOE		10,763,853,000.00	-	10,763,853,000.00	10,683,681,000.00	-	-	-	10,683,681,000.00	4,850,663,974.43	-	-	-	4,850,663,974.43	3,555,292,891.25	-	-	-	3,555,292,891.25	80,172,000.00	5,833,017,025.57	1,295,371,083.18	-	
FinEx		18,107,000.00	-	18,107,000.00	17,884,000.00	-	-	-	17,884,000.00	4,653,479.04	-	-	-	4,653,479.04	2,451,009.35	-	-	-	2,451,009.35	223,000.00	13,230,520.96	2,202,469.69	-	
CO		3,303,742,000.00	-	3,303,742,000.00	3,292,733,000.00	-	-	-	3,292,733,000.00	54,615,149.60	-	-	-	54,615,149.60	1,109,217.32	-	-	-	1,109,217.32	11,009,000.00	3,238,117,850.40	53,505,932.28	-	
Total CURRENT YEAR APPROPRIATION		20,827,175,967.00	-	20,827,175,967.00	20,531,200,328.00	-	-	-	20,531,200,328.00	6,509,226,819.23	-	-	-	6,509,226,819.23	4,997,808,636.07	-	-	-	4,997,808,636.07	295,975,639.00	14,021,973,508.77	1,511,418,183.16	-	
II. CONTINUING APPROPRIATION																								
A. AGENCY SPECIFIC BUDGET	01102101	1,502,550,242.70	-	1,502,550,242.70	1,214,835,446.70	-	-	-	1,214,835,446.70	286,172,623.91	-	-	-	286,172,623.91	20,630,904.79	-	-	-	20,630,904.79	287,714,796.00	928,662,822.79	265,541,719.12	-	
Maintenance & Other Operating Expenses		965,626,793.67	-	965,626,793.67	965,626,793.67	-	-	-	965,626,793.67	48,972,786.44	-	-	-	48,972,786.44	16,160,473.91	-	-	-	16,160,473.91	-	916,654,007.23	32,812,312.53	-	
100010000		OLEC	148,714,694.53	-	148,714,694.53	148,714,694.53	-	-	-	148,714,694.53	12,019,534.18	-	-	-	12,019,534.18	1,408,725.18	-	-	-	1,408,725.18	-	136,695,160.35	10,610,809.00	-
200010001		LEGAL SERVICES	142,434.83	-	142,434.83	142,434.83	-	-	-	142,434.83	106,930.00	-	-	-	106,930.00	-	-	-	-	-	-	142,434.83	-	-
200010002		OSPPC	5,004,091.74	-	5,004,091.74	5,004,091.74	-	-	-	5,004,091.74	17,012,163.42	-	-	-	17,012,163.42	10,653,679.91	-	-	-	10,653,679.91	-	4,897,161.74	106,930.00	-
301010001		OUP	34,713,264.83	-	34,713,264.83	34,713,264.83	-	-	-	34,713,264.83	6,725,814.81	-	-	-	6,725,814.81	-	-	-	-	-	-	17,701,101.41	6,358,483.51	-
301010002		UNIO	6,725,814.81	-	6,725,814.81	6,725,814.81	-	-	-	6,725,814.81	19,834,158.84	-	-	-	19,834,158.84	4,098,068.82	-	-	-	4,098,068.82	-	749,482,804.38	15,736,090.02	-
302010001		OCA/E/C	769,316,963.23	-	769,316,963.23	769,316,963.23	-	-	-	769,316,963.23	-	-	-	-	-	-	-	-	-	-	-	1,009,529.71	-	-
302010002		PM	1,009,529.71	-	1,009,529.71	1,009,529.71	-	-	-	1,009,529.71	-	-	-	-	-	-	-	-	-	-	-	-	-	-
Financial Expenses			124,670.52	-	124,670.52	124,670.52	-	-	-	124,670.52	-	-	-	-	-	-	-	-	-	-	-	124,670.52	-	-
100010000		OLEC	124,670.52	-	124,670.52	124,670.52	-	-	-	124,670.52	-	-	-	-	-	-	-	-	-	-	-	-	-	-
200010001		LEGAL SERVICES	-	-	-	-	-	-	-	-	-	-	-	-	-	-	-	-	-	-	-	-	-	-
200010002		OSPPC	-	-	-	-	-	-	-	-	-	-	-	-	-	-	-	-	-	-	-	-	-	-
301010001		OUP	-	-	-	-	-	-	-	-	-	-	-	-	-	-	-	-	-	-	-	-	-	-
301010002		UNIO	-	-	-	-	-	-	-	-	-	-	-	-	-	-	-	-	-	-	-	-	-	-
302010001		OCA/E/C	-	-	-	-	-	-	-	-	-	-	-	-	-	-	-	-	-	-	-	-	-	-
302010002		PM	-	-	-	-	-	-	-	-	-	-	-	-	-	-	-	-	-	-	-	-	-	-
Capital Outlays			536,798,778.51	-	536,798,778.51	249,083,982.51	-	-	-	249,083,982.51	237,199,837.47	-	-	-	237,199,837.47	4,470,430.88	-	-	-	4,470,430.88	287,714,796.00	11,884,145.04	232,729,406.59	-
100010000		OLEC	504,203,964.41	-	504,203,964.41	216,489,168.41	-	-	-	216,489,168.41	212,106,787.00	-	-	-	212,106,787.00	-	-	-	-	-	287,714,796.00	4,382,381.41	212,106,787.00	-
200010001		LEGAL SERVICES	209,733.60	-	209,733.60	209,733.60	-	-	-	209,733.60	-	-	-	-	-	-	-	-	-	-	-	209,733.60	-	-
200010002		OSPPC	189,119.56	-	189,119.56	189,119.56	-	-	-	189,119.56	-	-	-	-	-	-	-	-	-	-	-	189,119.56	-	-
301010001		OUP	331,797.46	-	331,797.46	331,797.46	-	-	-	331,797.46	-	-	-	-	-	-	-	-	-	-	-	331,797.46	-	-
301010002		UNIO	877,269.60	-	877,269.60	877,269.60	-	-	-	877,269.60	-	-	-	-	-	-	-	-	-	-	-	877,269.60	-	-
302010001		OCA/E/C	30,727,488.56	-	30,727,488.56	30,727,488.56	-	-	-	30,727,488.56	25,093,050.47	-	-	-	25,093,050.47	4,470,430.88	-	-	-	4,470,430.88	-	5,634,438.09	20,622,619.59	-
302010002	PM	259,405.32	-	259,405.32	259,405.32	-	-	-	259,405.32	-	-	-	-	-	-	-	-	-	-	-	259,405.32	-	-	
B. SPECIAL PURPOSE FUNDS		204,038,556.87	-	204,038,556.87	33,683,785.87	-	-	-	33,683,785.87	-	-	-	-	-	-	-	-	-	-	170,354,771.00	33,683,785.87	-	-	
Contingent Fund		8,962,599.81	-	8,962,599.81	8,962,599.81	-	-	-	8,962,599.81	-	-	-	-	-	-	-	-	-	-	-	8,962,599.81	-	-	
International Commitments Fund		195,075,957.06	-	195,075,957.06	24,721,186.06	-	-	-	24,721,186.06	-	-	-	-	-	-	-	-	-	-	170,354,771.00	24,721,186.06	-	-	
Total CONTINUING APPROPRIATION		1,706,588,799.57	-	1,706,588,799.57	1,248,519,232.57	-	-	-	1,248,519,232.57	286,172,623.91	-	-	-	286,172,623.91	20,630,904.79	-	-	-	20,630,904.79	458,069,567.00	962,346,808.66	265,541,719.12	-	
Total CURRENT YEAR APPROPRIATION		20,827,175,967.00	-	20,827,175,967.00	20,531,200,328.00	-	-	-	20,531,200,328.00	6,509,226,819.23	-	-	-	6,509,226,819.23	4,997,808,636.07	-	-	-	4,997,808,636.07	295,975,639.00	14,021,973,508.77	1,511,418,183.16	-	
Total CONTINUING APPROPRIATION		1,706,588,799.57	-	1,706,588,799.57	1,248,519,232.57	-	-	-	1,248,519,232.57	286,172,623.91	-	-	-	286,172,623.91	20,630,904.79	-	-	-	20,630,904.79	458,069,567.00	962,346,808.66	265,541,719.12	-	
GRAND TOTAL		22,533,764,766.57	-	22,533,764,766.57	21,779,719,560.57	-	-	-	21,779,719,560.57	6,795,399,443.14	-	-	-	6,795,399,443.14	5,018,439,540.86	-	-	-	5,018,439,540.86	754,045,206.00	14,984,320,117.43	1,776,959,902.28	-	

Certified Correct:

NOEL L. RODRIGUEZ
Acting Director, Budget Division

Certified Correct:

DANILO G. CABANAYAN
Acting Chief Accountant

Recommending Approval:

ORONTES V. CASTRO
Assistant Secretary, OFMS

Approved By:
For the Secretary of Foreign Affairs:

LINGLINGAY F. LACANLALE
Undersecretary for Administration