



MONTHLY REPORT OF DISBURSEMENTS
For the Month of December 2016

Department : DEPARTMENT OF FOREIGN AFFAIRS
 Agency : Office of the Secretary
 Operating Unit :
 Organization Code (UACS) : 12 001 00 00000
 Funding Source Code (as clustered) :

PARTICULARS	CURRENT YEAR BUDGET					PRIOR YEAR'S BUDGET										SUB-TOTAL	TRUST LIABILITIES				GRAND TOTAL					Remarks		
	PS	MOOE	Fin. Exp	CO	TOTAL	PRIOR YEAR'S ACCOUNTS PAYABLE					CURRENT YEAR'S ACCOUNTS PAYABLE						TOTAL	PS	MOOE	CO	TOTAL	PS	MOOE	Fin. Exp	CO		TOTAL	
						PS	MOOE	Fin. Exp	CO	Sub-Total	PS	MOOE	Fin. Exp	CO	Sub-Total													PS
1	2	3	4	5	6=(2+3+4+5)	7	8	9	10	11=(7+8+9+10)	12	13	14	15	16=(12+13+14+15)	17=(11+16)	18=(6+17)	19	20	21	22=(19+20+21)	23	24	25	26	27=(23+24+25+26)	28	
Notice of Cash Allocation (NCA)																												
MDS Checks Issued	2,240,002,575.47	1,457,900,298.59	8,534,179.11	238,610,223.37	3,945,047,276.54	12,379,884.65	63,266,029.27	120,695.72	21,667,320.60	97,433,930.24	-	-	-	-	-	97,433,930.24	4,042,481,206.77	-	-	-	-	2,252,382,460.12	1,521,166,327.86	8,654,874.83	260,277,543.96	4,042,481,206.77		
Advice to Debit Account	180,441,169.57	596,442,118.88	-	21,794,519.20	798,677,807.65	531,388.79	1,198,112.27	-	-	1,729,501.06	-	-	-	-	-	1,729,501.06	800,407,308.71	-	-	-	-	180,972,558.36	597,640,231.15	-	21,794,519.20	800,407,308.71		
International Commitments Fund (ICF)	-	178,629,875.69	-	-	178,629,875.69	-	-	-	-	-	-	-	-	-	-	-	178,629,875.69	-	-	-	-	-	178,629,875.69	-	-	178,629,875.69		
Working Fund (NCA issued to BTr)																												
Tax Remittance Advices Issued (TRA)**	4,132,079.52	(36,646,121.69)	(11,743,871.40)	(39,236,298.24)	(83,494,211.81)	18,220,218.39	50,896,960.56	-	-	69,117,178.95	-	-	-	-	-	69,117,178.95	(14,377,032.86)	-	-	-	-	22,352,297.91	14,250,838.87	(11,743,871.40)	(39,236,298.24)	(14,377,032.86)		
Cash Disbursement Ceiling (CDC)***	(1,240,993,557.19)	(37,605,036.92)	(3,881,703.02)	(294,199,950.22)	(1,576,680,247.34)	(11,609,679.66)	(90,022,504.88)	(51,761.64)	(7,644,368.68)	(109,328,314.86)	-	-	-	-	-	(109,328,314.86)	(1,686,008,562.21)	-	-	-	-	(1,252,603,236.85)	(127,627,541.80)	(3,933,464.66)	(301,844,318.90)	(1,686,008,562.21)		
Non-Cash Availment Authority (NCAA)																												
Others (CDT, BTr Docs Stamp, etc.)																												
TOTAL	1,183,582,267.37	2,158,721,134.55	(7,091,395.31)	(73,031,505.89)	3,262,180,500.72	19,521,812.17	25,338,597.22	68,934.08	14,022,951.92	58,952,295.39	0.00	-	-	-	0.00	58,952,295.39	3,321,132,796.11	-	0.00	-	0.00	1,203,104,079.54	2,184,059,731.77	(7,022,461.23)	(59,008,553.97)	3,321,132,796.11		

* Partial (based on submitted Reports by Foreign Service Posts as of date.)
 ** The negative balances are restatements to reflect the correct TRA Issuances for the year 2016. (See Schedule A)
 *** The negative balances are due to the reclassification of disbursements previously charged to CDC as chargeable to NCA. (See Schedule B)

Prepared By:

 IRENE PILAR G. TECSON
 Account Examiner
 Date: 30 January 2016

Certified Correct:

 DANIL G. CABANAYAN
 Acting Chief Accountant
 Date: 30 January 2016

Approved By:

 MARIO L. DE LEON, JR.
 Assistant Secretary
 Office of Fiscal Management
 Date: 30 January 2016

CUMULATIVE REPORT OF DISBURSEMENTS
Fiscal Year 2016

Department : DEPARTMENT OF FOREIGN AFFAIRS
 Agency : Office of the Secretary
 Operating Unit :
 Organization Code (UACS) : 12 001 00 00000
 Funding Source Code (as clustered) :

PARTICULARS	CURRENT YEAR BUDGET					PRIOR YEAR'S BUDGET											SUB-TOTAL	TRUST LIABILITIES				GRAND TOTAL					Remarks	
	PS	MOOE	Fin. Exp	CO	TOTAL	PRIOR YEAR'S ACCOUNTS PAYABLE					CURRENT YEAR'S ACCOUNTS PAYABLE							TOTAL	PS	MOOE	CO	TOTAL	PS	MOOE	Fin. Exp	CO		TOTAL
						PS	MOOE	Fin. Exp	CO	Sub-Total	PS	MOOE	Fin. Exp	CO	Sub-Total	PS												
1	2	3	4	5	6=(2+3+4+5)	7	8	9	10	11=(7+8+9+10)	12	13	14	15	16=(12+13+14+15)	17=(11+16)	18=(6+17)	19	20	21	22=(19+20+21)	23	24	25	26	27=(23+24+25+26)	28	
Notice of Cash Allocation (NCA)																												
MDS Checks Issued	2,935,957,353.25	5,340,643,983.43	9,739,355.54	581,690,280.47	8,868,030,972.69	70,029,034.20	647,389,412.92	120,695.72	21,974,479.13	739,513,621.97	-	-	-	-	-	739,513,621.97	9,607,544,594.66	-	-	-	-	3,005,986,387.45	5,988,033,396.35	9,860,051.26	603,664,759.60	9,607,544,594.66		
Advice to Debit Account	1,089,533,777.65	1,577,486,986.10	-	32,702,719.65	2,699,723,483.40	229,076,568.34	214,471,358.54	-	970,624.89	444,518,551.77	-	-	-	-	-	444,518,551.77	3,144,242,035.17	-	-	-	-	1,318,610,345.99	1,791,958,344.64	-	33,673,344.54	3,144,242,035.17		
International Commitments Fund (ICF)	-	1,644,346,266.13	-	-	1,644,346,266.13	-	20,622,632.27	-	-	20,622,632.27	-	-	-	-	-	20,622,632.27	1,664,968,898.40	-	-	-	-	-	1,664,968,898.40	-	-	1,664,968,898.40		
Working Fund (NCA issued to BTr)	-	-	-	-	-	-	-	-	-	-	-	-	-	-	-	-	-	-	-	-	-	-	-	-	-	-		
Tax Remittance Advices Issued (TRA)	173,546,886.54	178,901,251.19	-	-	352,448,137.73	18,220,218.39	50,896,960.56	-	-	69,117,178.95	-	-	-	-	-	69,117,178.95	421,565,316.68	-	-	-	-	191,767,104.93	229,798,211.75	-	-	421,565,316.68		
Cash Disbursement Ceiling (CDC)*	2,288,838,599.82	1,113,278,080.73	5,819,507.97	340,308,595.25	3,748,244,783.76	7,570,970.05	32,994,236.61	118,262.28	232,660,164.61	273,343,633.56	-	-	-	-	-	273,343,633.56	4,021,588,417.32	-	-	-	-	2,296,409,569.87	1,146,272,317.35	5,937,770.25	572,968,759.85	4,021,588,417.32		
Non-Cash Availment Authority (NCAA)	-	-	-	-	-	-	-	-	-	-	-	-	-	-	-	-	-	-	-	-	-	-	-	-	-	-		
Others (CDT, BTr Docs Stamp, etc.)	-	-	-	-	-	-	-	-	-	-	-	-	-	-	-	-	-	-	-	-	-	-	-	-	-	-		
TOTAL	6,487,876,617.25	9,854,656,567.58	15,558,863.51	954,701,595.36	17,312,793,643.71	324,896,790.99	966,374,600.91	238,958.00	255,605,268.63	1,547,115,618.52	0.00	-	-	-	0.00	1,547,115,618.52	18,859,909,262.23	-	0.00	-	0.00	6,812,773,408.24	10,821,031,168.49	15,797,821.51	1,210,306,863.99	18,859,909,262.23		

* Partial (based on submitted Reports by Foreign Service Posts as of date.)

Prepared By:


 IRENE PILAR G. TECSON
 Account Examiner


Date: 30 January 2016

Certified Correct:


 DANIL G. CABANAYAN
 Acting Chief Accountant

Date: 30 January 2016

Approved By:


 MARIO L. DE LEON, JR.
 Assistant Secretary
 Office of Fiscal Management
 Date: 30 January 2016

SUMMARY OF MONTHLY REPORT OF DISBURSEMENTS
Fiscal Year 2016

PARTICULARS	CURRENT YEAR BUDGET					PRIOR YEAR'S BUDGET					CURRENT YEAR'S ACCOUNTS PAYABLE					TOTAL
	PS	MOOE	Fin. Exp	CO	TOTAL	PRIOR YEAR'S ACCOUNTS PAYABLE				Sub-Total	PS	MOOE	Fin. Exp	CO	Sub-Total	
						PS	MOOE	Fin. Exp	CO							
January																
Notice of Cash Allocation (NCA)	54,793,067.53	10,980,153.90	-	-	65,773,221.43	28,199,967.42	396,408,166.60	-	326,238.37	424,934,372.39	-	-	-	-	490,707,593.82	
International Commitments Fund (ICF)	-	-	-	-	-	-	-	-	-	-	-	-	-	-	-	
Tax Remittance Advices Issued (TRA)	17,702,542.47	50,806,269.23	-	-	68,508,811.70	-	-	-	-	-	-	-	-	-	68,508,811.70	
Cash Disbursement Ceiling (CDC)	342,270,694.19	71,571,264.04	531,453.22	2,945,750.17	417,319,161.62	4,506,560.89	38,521,226.76	108,217.40	128,416,726.17	171,552,731.21	-	-	-	-	588,871,892.83	
TOTAL	414,766,304.19	133,357,687.17	531,453.22	2,945,750.17	551,601,194.75	32,706,528.31	434,929,393.36	108,217.40	128,742,964.54	596,487,103.60	-	-	-	-	1,148,088,298.35	
February																
Notice of Cash Allocation (NCA)	72,895,814.51	29,564,473.61	-	-	102,460,288.12	25,945,278.25	75,045,040.25	-	42,787.65	101,033,106.15	-	-	-	-	203,493,394.27	
International Commitments Fund (ICF)	-	641,994,351.49	-	-	641,994,351.49	-	14,120,000.00	-	-	14,120,000.00	-	-	-	-	656,114,351.49	
Tax Remittance Advices Issued (TRA)	11,956,695.06	25,756,860.72	-	-	37,713,555.78	-	-	-	-	-	-	-	-	-	37,713,555.78	
Cash Disbursement Ceiling (CDC)	427,862,530.03	122,385,368.85	746,617.94	391,983.85	551,386,500.67	2,813,547.54	33,588,397.85	44,252.88	5,286,477.03	41,732,675.31	-	-	-	-	593,119,175.98	
TOTAL	512,715,039.60	819,701,054.67	746,617.94	391,983.85	1,333,554,696.06	28,758,825.79	122,753,438.10	44,252.88	5,329,264.68	156,885,781.46	-	-	-	-	1,490,440,477.52	
March																
Notice of Cash Allocation (NCA)	101,402,834.40	2,481,415,407.67	-	-	2,582,818,242.07	74,485,945.85	23,539,433.67	-	572,022.98	98,597,402.50	-	-	-	-	2,681,415,644.57	
International Commitments Fund (ICF)	-	59,017,500.00	-	-	59,017,500.00	-	-	-	-	-	-	-	-	-	59,017,500.00	
Tax Remittance Advices Issued (TRA)	11,930,781.64	4,842,056.36	-	-	16,772,838.00	-	-	-	-	-	-	-	-	-	16,772,838.00	
Cash Disbursement Ceiling (CDC)	409,581,206.43	155,691,088.29	1,172,938.17	2,241,914.17	568,687,147.06	2,388,021.82	25,558,526.38	8,796.95	7,321,036.53	35,276,381.68	-	-	-	-	603,963,528.74	
TOTAL	522,914,822.47	2,700,966,052.32	1,172,938.17	2,241,914.17	3,227,295,727.13	76,873,967.67	49,097,960.05	8,796.95	7,893,059.51	133,873,784.18	-	-	-	-	3,361,169,511.31	
April																
Notice of Cash Allocation (NCA)	98,164,933.43	119,049,541.25	-	-	217,214,474.68	89,502,396.61	19,320,964.87	-	29,575.89	108,852,937.37	-	-	-	-	326,067,412.05	
International Commitments Fund (ICF)	-	-	-	-	-	-	-	-	-	-	-	-	-	-	-	
Tax Remittance Advices Issued (TRA)	18,694,489.10	4,463,157.99	-	-	23,157,647.09	-	-	-	-	-	-	-	-	-	23,157,647.09	
Cash Disbursement Ceiling (CDC)*	356,521,299.96	137,754,165.92	848,063.39	3,193,104.50	498,316,633.78	1,302,169.87	2,830,606.79	8,756.69	81,225,540.45	85,367,073.80	-	-	-	-	583,683,707.59	
TOTAL	473,380,722.49	261,266,865.16	848,063.39	3,193,104.50	738,688,755.55	90,804,566.48	22,151,571.66	8,756.69	81,255,116.34	194,220,011.17	-	-	-	-	932,908,766.73	
May																
Notice of Cash Allocation (NCA)	164,179,565.66	49,695,701.91	-	-	213,875,267.57	48,994,753.75	29,113,004.96	-	-	78,107,758.71	-	-	-	-	291,983,026.28	
International Commitments Fund (ICF)	-	59,017,500.00	-	-	59,017,500.00	-	-	-	-	-	-	-	-	-	59,017,500.00	
Tax Remittance Advices Issued (TRA)	14,550,616.96	12,128,440.30	-	-	26,679,057.26	-	-	-	-	-	-	-	-	-	26,679,057.26	
Cash Disbursement Ceiling (CDC)	324,138,655.76	109,865,125.35	1,068,164.77	3,571,070.30	438,643,016.18	7,746,951.80	463,946.58	-	414,631.15	8,625,529.54	-	-	-	-	447,268,545.72	
TOTAL	502,868,838.38	230,706,767.56	1,068,164.77	3,571,070.30	738,214,841.01	56,741,705.55	29,576,951.54	-	414,631.15	86,733,288.25	-	-	-	-	824,948,129.26	
June																
Notice of Cash Allocation (NCA)	105,802,687.10	236,166,677.29	-	6,221,040.00	348,190,404.39	9,918,620.08	209,595,801.39	-	-	219,514,421.47	-	-	-	-	567,704,825.86	
International Commitments Fund (ICF)	-	275,801,498.98	-	-	275,801,498.98	-	-	-	-	-	-	-	-	-	275,801,498.98	
Tax Remittance Advices Issued (TRA)	20,593,728.82	4,212,652.11	-	-	24,806,380.93	-	-	-	-	-	-	-	-	-	24,806,380.93	
Cash Disbursement Ceiling (CDC)	387,116,469.18	1,386,974.56	4,300,770.61	3,571,070.30	392,804,214.34	181,080.03	8,159,228.86	-	2,014,494.89	10,354,803.78	-	-	-	-	403,159,018.12	
TOTAL	513,512,885.10	516,180,828.38	1,386,974.56	10,521,810.61	1,041,602,498.64	10,099,700.11	217,755,030.25	-	2,014,494.89	229,869,225.25	-	-	-	-	1,271,471,723.89	
July																
Notice of Cash Allocation (NCA)	95,124,995.13	616,977,441.18	-	19,435,743.45	731,538,179.76	3,159,957.56	35,776,800.31	-	-	38,936,757.87	-	-	-	-	770,474,937.63	
International Commitments Fund (ICF)	-	48,017,500.00	-	-	48,017,500.00	-	-	-	-	-	-	-	-	-	48,017,500.00	
Tax Remittance Advices Issued (TRA)	14,221,968.94	23,165,395.95	-	-	37,387,364.89	-	-	-	-	-	-	-	-	-	37,387,364.89	
Cash Disbursement Ceiling (CDC)	342,133,941.40	130,478,551.68	1,224,573.41	3,422,995.10	477,260,061.58	62,166.07	-	-	(1,136,978.34)	(1,074,812.27)	-	-	-	-	476,185,249.31	
TOTAL	451,480,905.47	818,638,888.81	1,224,573.41	22,858,738.55	1,294,203,106.23	3,159,957.56	35,838,966.38	-	(1,136,978.34)	37,861,945.60	-	-	-	-	1,332,065,051.83	
August																
Notice of Cash Allocation (NCA)	104,287,539.89	317,026,691.04	-	5,204,132.95	426,518,363.88	2,281,142.94	3,586,199.81	-	-	5,867,342.75	-	-	-	-	432,385,706.63	
International Commitments Fund (ICF)	-	121,409,753.27	-	-	121,409,753.27	-	5,276,132.27	-	-	5,276,132.27	-	-	-	-	126,685,885.54	
Tax Remittance Advices Issued (TRA)	14,743,359.20	27,492,426.84	11,743,871.40	39,236,298.24	93,215,955.68	-	-	-	-	-	-	-	-	-	93,215,955.68	
Cash Disbursement Ceiling (CDC)	298,883,539.59	105,947,413.61	775,407.46	4,632,747.23	410,239,107.89	190,894.35	240,213.93	-	-	431,108.28	-	-	-	-	410,670,216.18	
TOTAL	417,914,438.68	571,876,284.76	12,519,278.86	49,073,178.42	1,051,383,180.72	2,472,037.29	9,102,546.01	-	-	11,574,583.30	-	-	-	-	1,062,957,764.03	
September																
Notice of Cash Allocation (NCA)	502,626,560.21	751,978,612.82	1,205,176.43	18,576,338.56	1,274,386,688.02	2,870,159.58	4,932,033.62	-	307,158.53	8,109,351.73	-	-	-	-	1,282,496,039.75	
International Commitments Fund (ICF)	-	162,324,734.11	-	-	162,324,734.11	-	1,226,500.00	-	-	1,226,500.00	-	-	-	-	163,551,234.11	
Tax Remittance Advices Issued (TRA)	14,419,510.78	20,568,721.39	-	-	34,988,232.17	-	-	-	-	-	-	-	-	-	34,988,232.17	
Cash Disbursement Ceiling (CDC)	-	-	-	-	-	-	-	-	-	-	-	-	-	-	-	
TOTAL	517,046,070.99	934,872,068.32	1,205,176.43	18,576,338.56	1,471,699,654.30	2,870,159.58	6,158,533.62	-	307,158.53	9,335,851.73	-	-	-	-	1,481,035,506.03	
October																
Notice of Cash Allocation (NCA)	97,308,128.91	143,003,118.34	-	10,520,032.36	250,831,279.61	356,086.79	78,254.44	-	-	434,341.23	-	-	-	-	251,265,620.84	
International Commitments Fund (ICF)	-	98,133,552.59	-	-	98,133,552.59	-	-	-	-	-	-	-	-	-	98,133,552.59	
Tax Remittance Advices Issued (TRA)	16,247,047.71	40,007,085.47	-	-	56,254,133.18	-	-	-	-	-	-	-	-	-	56,254,133.18	
Cash Disbursement Ceiling (CDC)	298,864,187.18	134,349,491.83	1,000,897.02	225,406,313.61	659,620,889.64	-	13,276,542.26	-	16,014,086.46	29,290,628.72	-	-	-	-	688,911,518.36	
TOTAL	412,419,363.80	415,493,248.23	1,000,897.02	235,926,345.97	1,064,839,855.02	356,086.79	13,354,796.70	-	16,014,086.46	29,724,969.95	-	-	-	-	1,094,564,824.97	
November																
Notice of Cash Allocation (NCA)	208,461,259.09	107,930,733.05	-	294,030,970.23	610,422,962.37	480,020.27	930.00	-	-	480,950.27	-	-	-	-	610,903,912.64	
International Commitments Fund (ICF)	-	-	-	-	-	-	-	-	-	-	-	-	-	-	-	
Tax Remittance Advices Issued (TRA)	14,354,066.34	2,104,306.52	-	-	16,458,372.86	-	-	-	-	-	-	-	-	-	16,458,372.86	
Cash Disbursement Ceiling (CDC)	342,459,633.28	182,840,648.08	946,121.06	384,401,895.92	910,648,298.34	51,423.40	315,886.01	-	748,518.95	1,115,828.37	-	-	-	-	911,764,126.71	
TOTAL	565,274,958.71	292,875,687.65	946,121.06	678,432,866.15	1,537,529,633.57	531,443.67	316,816.01	-	748,518.95	1,596,778.64	-	-	-	-	1,539,126,412.21	
December																
Notice of Cash Allocation (NCA)	2,420,443,745.04	2,054,342,417.47	8,534,179.11	260,404,742.57	4,743,725,084.19	12,911,273.44	64,464,141.54									