
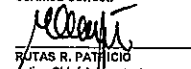






| Particulars  | UACS CODE       | Appropriation            |                |                         | Allotments          |                                       |             |               |                           |                   | Current Year Obligations |                 |                |                   | Current Year Disbursements |                  |                 |                | Balances         |                           |                       |                                      |                            |
|--|-----------------|--------------------------|----------------|-------------------------|---------------------|---------------------------------------|-------------|---------------|---------------------------|-------------------|--------------------------|-----------------|----------------|-------------------|----------------------------|------------------|-----------------|----------------|------------------|---------------------------|-----------------------|--------------------------------------|----------------------------|
|  |                 | Authorized Appropriation | Adjustments    | Adjusted Appropriations | Allotments Received | Adjustments (Withdrawal, Realignment) | Transfer To | Transfer From | Adjusted Total Allotments | 1st Quarter       | 2nd Quarter              | 3rd Quarter     | 4th Quarter    | Total             | 1st Quarter                | 2nd Quarter      | 3rd Quarter     | 4th Quarter    | Total            | Unreleased Appropriations | Unobligated Allotment | Unpaid Obligations (15-20) = (23+24) |                            |
|  |                 |                          |                |                         |                     |                                       |             |               |                           | Ending 31-Mar     | Ending 30-Jun            | Ending Sept. 30 | Ending Dec. 31 |                   | Ending 31-Mar              | Ending 30-Jun    | Ending Sept. 30 | Ending Dec. 31 |                  |                           |                       | Due and Demandable                   | Not Yet Due and Demandable |
| Operations   | 3000000000      | 79,870,000.00            | 6,550,000.00   | 86,420,000.00           | 79,870,000.00       | 6,550,000.00                          | -           | -             | 86,420,000.00             | 28,680,820.74     | 27,758,780.76            | -               | -              | 56,639,401.50     | -                          | -                | -               | -              | 56,639,401.50    | -                         | -                     | 23 = (15+20)                         | 24 = (15+20)               |
| OO1: Foreign relations strengthened to promote national development and                      | 3010000000      | 58,145,000.00            | 2,866,000.00   | 61,011,000.00           | 58,145,000.00       | 2,866,000.00                          | -           | -             | 61,011,000.00             | 20,703,847.38     | 20,033,059.08            | -               | -              | 40,736,906.44     | -                          | -                | -               | -              | 40,736,906.44    | -                         | -                     | 23 = (15+20)                         | 24 = (15+20)               |
| DIPLOMACY PROGRAM  | 3010100000      | 58,145,000.00            | 2,866,000.00   | 61,011,000.00           | 58,145,000.00       | 2,866,000.00                          | -           | -             | 61,011,000.00             | 20,703,847.38     | 20,033,059.08            | -               | -              | 40,736,906.44     | -                          | -                | -               | -              | 40,736,906.44    | -                         | -                     | 23 = (15+20)                         | 24 = (15+20)               |
| Formulation, coordination and supervision of foreign policy                                  | 101003010100001 | 18,248,000.00            | (213,000.00)   | 18,035,000.00           | 18,248,000.00       | (213,000.00)                          | -           | -             | 18,035,000.00             | 4,808,151.75      | 4,282,095.12             | -               | -              | 9,090,246.87      | -                          | -                | -               | -              | 9,090,246.87     | -                         | -                     | 23 = (15+20)                         | 24 = (15+20)               |
| PS   |                 | 18,248,000.00            | (213,000.00)   | 18,035,000.00           | 18,248,000.00       | (213,000.00)                          | -           | -             | 18,035,000.00             | 4,808,151.75      | 4,282,095.12             | -               | -              | 9,090,246.87      | -                          | -                | -               | -              | 9,090,246.87     | -                         | -                     | 23 = (15+20)                         | 24 = (15+20)               |
| Conduct of bilateral and multilateral relations in accordance with foreign policy directives | 101003010100002 | 41,897,000.00            | 3,079,000.00   | 44,976,000.00           | 41,897,000.00       | 3,079,000.00                          | -           | -             | 44,976,000.00             | 15,895,695.61     | 15,750,983.96            | -               | -              | 31,646,679.57     | -                          | -                | -               | -              | 31,646,679.57    | -                         | -                     | 23 = (15+20)                         | 24 = (15+20)               |
| PS   |                 | 41,897,000.00            | 3,079,000.00   | 44,976,000.00           | 41,897,000.00       | 3,079,000.00                          | -           | -             | 44,976,000.00             | 15,895,695.61     | 15,750,983.96            | -               | -              | 31,646,679.57     | -                          | -                | -               | -              | 31,646,679.57    | -                         | -                     | 23 = (15+20)                         | 24 = (15+20)               |
| OO2: Overseas Filipinos protected and engaged, and consular services improved                | 3020000000      | 21,725,000.00            | 3,684,000.00   | 25,409,000.00           | 21,725,000.00       | 3,684,000.00                          | -           | -             | 25,409,000.00             | 8,176,773.38      | 7,725,721.88             | -               | -              | 15,902,495.06     | -                          | -                | -               | -              | 15,902,495.06    | -                         | -                     | 23 = (15+20)                         | 24 = (15+20)               |
| CONSULAR / ATN PROGRAM   | 3020100000      | 21,725,000.00            | 3,684,000.00   | 25,409,000.00           | 21,725,000.00       | 3,684,000.00                          | -           | -             | 25,409,000.00             | 8,176,773.38      | 7,725,721.88             | -               | -              | 15,902,495.06     | -                          | -                | -               | -              | 15,902,495.06    | -                         | -                     | 23 = (15+20)                         | 24 = (15+20)               |
| Provision of consular services including issuance of passports, visas and other              | 101003020100001 | 21,725,000.00            | 3,684,000.00   | 25,409,000.00           | 21,725,000.00       | 3,684,000.00                          | -           | -             | 25,409,000.00             | 8,176,773.38      | 7,725,721.88             | -               | -              | 15,902,495.06     | -                          | -                | -               | -              | 15,902,495.06    | -                         | -                     | 23 = (15+20)                         | 24 = (15+20)               |
| PS   |                 | 21,725,000.00            | 3,684,000.00   | 25,409,000.00           | 21,725,000.00       | 3,684,000.00                          | -           | -             | 25,409,000.00             | 8,176,773.38      | 7,725,721.88             | -               | -              | 15,902,495.06     | -                          | -                | -               | -              | 15,902,495.06    | -                         | -                     | 23 = (15+20)                         | 24 = (15+20)               |
| Protection of the rights and promotion of welfare of overseas Filipinos                      | 101003020100002 | -                        | -              | -                       | -                   | -                                     | -           | -             | -                         | -                 | -                        | -               | -              | -                 | -                          | -                | -               | -              | -                | -                         | -                     | 23 = (15+20)                         | 24 = (15+20)               |
| PS   |                 | -                        | -              | -                       | -                   | -                                     | -           | -             | -                         | -                 | -                        | -               | -              | -                 | -                          | -                | -               | -              | -                | -                         | -                     | 23 = (15+20)                         | 24 = (15+20)               |
| Sub-Total, Automatic Appropriations  |                 | 138,689,000.00           | -              | 138,689,000.00          | 138,689,000.00      | -                                     | -           | -             | 138,689,000.00            | 35,748,187.65     | 35,471,304.38            | -               | -              | 71,219,492.21     | -                          | -                | -               | -              | 71,219,492.21    | -                         | -                     | 23 = (15+20)                         | 24 = (15+20)               |
| PS   |                 | 138,689,000.00           | -              | 138,689,000.00          | 138,689,000.00      | -                                     | -           | -             | 138,689,000.00            | 35,748,187.65     | 35,471,304.38            | -               | -              | 71,219,492.21     | -                          | -                | -               | -              | 71,219,492.21    | -                         | -                     | 23 = (15+20)                         | 24 = (15+20)               |
| MOOE   |                 | -                        | -              | -                       | -                   | -                                     | -           | -             | -                         | -                 | -                        | -               | -              | -                 | -                          | -                | -               | -              | -                | -                         | -                     | 23 = (15+20)                         | 24 = (15+20)               |
| FINEX  |                 | -                        | -              | -                       | -                   | -                                     | -           | -             | -                         | -                 | -                        | -               | -              | -                 | -                          | -                | -               | -              | -                | -                         | -                     | 23 = (15+20)                         | 24 = (15+20)               |
| CO   |                 | -                        | -              | -                       | -                   | -                                     | -           | -             | -                         | -                 | -                        | -               | -              | -                 | -                          | -                | -               | -              | -                | -                         | -                     | 23 = (15+20)                         | 24 = (15+20)               |
| III, Special Purpose Fund  |                 | -                        | 61,333,086.00  | 61,333,086.00           | 61,333,086.00       | -                                     | -           | -             | 61,333,086.00             | 49,152,042.41     | 12,181,038.98            | -               | -              | 61,333,081.39     | 26,450,668.07              | -                | -               | -              | 26,450,668.07    | -                         | 4.61                  | 34,882,413.32                        | -                          |
| Pension and Gratuity Fund  | 1101407         | -                        | 61,333,086.00  | 61,333,086.00           | 61,333,086.00       | -                                     | -           | -             | 61,333,086.00             | 49,152,042.41     | 12,181,038.98            | -               | -              | 61,333,081.39     | 26,450,668.07              | -                | -               | -              | 26,450,668.07    | -                         | 4.61                  | 34,882,413.32                        | -                          |
| For payment of retirement and terminal leave ben   | 282000080200000 | -                        | 61,333,086.00  | 61,333,086.00           | 61,333,086.00       | -                                     | -           | -             | 61,333,086.00             | 49,152,042.41     | 12,181,038.98            | -               | -              | 61,333,081.39     | 26,450,668.07              | -                | -               | -              | 26,450,668.07    | -                         | 4.61                  | 34,882,413.32                        | -                          |
| PS   |                 | -                        | 61,333,086.00  | 61,333,086.00           | 61,333,086.00       | -                                     | -           | -             | 61,333,086.00             | 49,152,042.41     | 12,181,038.98            | -               | -              | 61,333,081.39     | 26,450,668.07              | -                | -               | -              | 26,450,668.07    | -                         | 4.61                  | 34,882,413.32                        | -                          |
| Contingent Fund  | 8040000000      | -                        | -              | -                       | -                   | -                                     | -           | -             | -                         | -                 | -                        | -               | -              | -                 | -                          | -                | -               | -              | -                | -                         | -                     | -                                    | -                          |
| Fund Subsidies for Contingencies   | 103002040100000 | -                        | -              | -                       | -                   | -                                     | -           | -             | -                         | -                 | -                        | -               | -              | -                 | -                          | -                | -               | -              | -                | -                         | -                     | -                                    | -                          |
| MOOE   |                 | -                        | -              | -                       | -                   | -                                     | -           | -             | -                         | -                 | -                        | -               | -              | -                 | -                          | -                | -               | -              | -                | -                         | -                     | -                                    | -                          |
| Sub-Total, Special Purpose Funds   |                 | -                        | 61,333,086.00  | 61,333,086.00           | 61,333,086.00       | -                                     | -           | -             | 61,333,086.00             | 49,152,042.41     | 12,181,038.98            | -               | -              | 61,333,081.39     | 26,450,668.07              | -                | -               | -              | 26,450,668.07    | -                         | 4.61                  | 34,882,413.32                        | -                          |
| PS   |                 | -                        | 61,333,086.00  | 61,333,086.00           | 61,333,086.00       | -                                     | -           | -             | 61,333,086.00             | 49,152,042.41     | 12,181,038.98            | -               | -              | 61,333,081.39     | 26,450,668.07              | -                | -               | -              | 26,450,668.07    | -                         | 4.61                  | 34,882,413.32                        | -                          |
| MOOE   |                 | -                        | -              | -                       | -                   | -                                     | -           | -             | -                         | -                 | -                        | -               | -              | -                 | -                          | -                | -               | -              | -                | -                         | -                     | -                                    | -                          |
| FINEX  |                 | -                        | -              | -                       | -                   | -                                     | -           | -             | -                         | -                 | -                        | -               | -              | -                 | -                          | -                | -               | -              | -                | -                         | -                     | -                                    | -                          |
| CO   |                 | -                        | -              | -                       | -                   | -                                     | -           | -             | -                         | -                 | -                        | -               | -              | -                 | -                          | -                | -               | -              | -                | -                         | -                     | -                                    | -                          |
| GRAND TOTAL  |                 | 20,353,791,000.00        | 61,333,086.00  | 20,415,034,086.00       | 19,343,829,130.00   | (0.00)                                | -           | -             | 19,343,829,130.00         | 12,379,223,078.47 | 2,391,771,175.85         | -               | -              | 14,769,994,252.32 | 2,152,639,800.80           | 2,069,107,765.84 | -               | -              | 4,221,747,675.44 | 1,071,204,956.00          | 4,573,834,877.68      | 10,548,246,578.88                    | -                          |
| PS   |                 | 7,853,683,000.00         | 61,333,086.00  | 7,915,016,086.00        | 7,399,704,428.00    | (0.00)                                | -           | -             | 7,399,704,428.00          | 5,414,322,568.39  | 743,692,363.51           | -               | -              | 6,158,014,931.91  | 859,161,676.94             | 847,613,229.20   | -               | -              | 1,506,805,109.14 | 245,211,658.00            | 1,211,689,498.09      | 4,651,209,822.77                     | -                          |
| MOOE   |                 | 10,586,435,000.00        | (401,537.50)   | 10,586,033,462.50       | 10,372,746,702.00   | (401,537.50)                          | -           | -             | 10,372,345,164.50         | 6,768,437,852.86  | 855,330,835.14           | -               | -              | 7,423,768,488.01  | 1,289,114,404.86           | 758,612,779.29   | -               | -              | 2,047,727,184.15 | 215,688,298.00            | 2,948,578,876.49      | 5,378,041,303.85                     | -                          |
| FINEX  |                 | 21,881,000.00            | 7,257,250.00   | 29,138,250.00           | 21,881,000.00       | 7,257,250.00                          | -           | -             | 29,138,250.00             | 21,152,856.85     | 5,845,183.83             | -               | -              | 26,798,020.48     | 4,333,825.00               | 2,901,905.48     | -               | -              | 7,235,530.48     | -                         | 2,340,229.52          | 19,582,490.00                        | -                          |
| CO   |                 | 2,189,802,000.00         | (6,855,712.50) | 2,182,946,287.50        | 1,579,497,000.00    | (6,855,712.50)                        | -           | -             | 1,572,641,287.50          | 174,309,798.36    | 987,103,013.57           | -               | -              | 1,161,412,811.83  | -                          | 659,879,651.87   | -               | -              | 810,305,000.00   | 411,226,475.97            | 601,432,660.28        | -                                    | -                          |

Certified Correct:  
  
 MARY JOY B. RAMIREZ  
 Acting Director, Budget Division

Certified Correct:  
  
 RUFAS R. PATRICIO  
 Acting Chief Accountant

Recommending Approval:  
  
 ALEX G. CHUA  
 Assistant Secretary, OFMS

Approved By:  
 For the Secretary of Foreign Affairs:  
  
 MA. THERESA B. DIZON-DE VEGA  
 Officer-in-Charge, UA