

FY 2018 FINANCIAL PLAN
(In Thousand Pesos)

Department : Department of Foreign Affairs (DFA)
 Agency : Office of the Secretary
 Operating Unit : ALL
 Organization Code (UACS) : 120010000000
 Report Status : SUBMITTED

Particulars	UACS CODE	Current Year's Obligation			Budget Year Obligation Program										
		Actual Jan.1- Sept.30	Estimate Oct.1- Dec.30	Total	Total	COMPREHENSIVE RELEASE					FOR LATER RELEASE(Negative List)				
						Q1	Q2	Q3	Q4	Sub Total	Q1	Q2	Q3	Q4	Sub Total
1	2	3	4	5=3+4	6=11+16	7	8	9	10	11=7+8+9+10	12	13	14	15	16=12+13+14+15
Part A					19,566,591	5,037,902	4,873,307	4,878,647	4,776,735	19,566,591					
Specific Budgets of National Government Agencies	101101				19,427,902	5,003,273	4,838,678	4,844,018	4,741,933	19,427,902					
General Administration and Support	1000000000000000				3,006,069	1,055,456	881,086	555,073	514,454	3,006,069					
General management and supervision	100000100001000				2,874,816	1,022,643	848,273	522,260	481,640	2,874,816					
National Capital Region (NCR)					2,874,816	1,022,643	848,273	522,260	481,640	2,874,816					
Home Office					2,874,816	1,022,643	848,273	522,260	481,640	2,874,816					
PS					551,877	137,969	137,969	137,969	137,970	551,877					
MOOE					970,662	242,665	242,665	242,665	242,667	970,662					
FINEX					3,213	803	803	803	804	3,213					
CO					1,349,064	641,206	466,836	140,823	100,199	1,349,064					
Administration of Personnel Benefits	100000100002000				131,253	32,813	32,813	32,813	32,814	131,253					
National Capital Region (NCR)					131,253	32,813	32,813	32,813	32,814	131,253					
Home Office					131,253	32,813	32,813	32,813	32,814	131,253					
PS					131,253	32,813	32,813	32,813	32,814	131,253					
Support to Operations	2000000000000000				665,428	25,280	25,280	307,433	307,435	665,428					
Legal services	200000100001000				47,310	11,827	11,827	11,827	11,829	47,310					
National Capital Region (NCR)					47,310	11,827	11,827	11,827	11,829	47,310					
Home Office					47,310	11,827	11,827	11,827	11,829	47,310					
PS					42,204	10,551	10,551	10,551	10,551	42,204					
MOOE					5,106	1,276	1,276	1,276	1,278	5,106					
Coordination, integration, planning and monitoring of foreign policy	200000100002000				53,813	13,453	13,453	13,453	13,454	53,813					
National Capital Region (NCR)					53,813	13,453	13,453	13,453	13,454	53,813					
Home Office					53,813	13,453	13,453	13,453	13,454	53,813					
PS					41,532	10,383	10,383	10,383	10,383	41,532					
MOOE					12,281	3,070	3,070	3,070	3,071	12,281					
Locally-Funded Project(s)	2000002000000000				564,305			282,153	282,152	564,305					
Retrofitting of DFA Main Building	200000200001000				564,305			282,153	282,152	564,305					
National Capital Region (NCR)					564,305			282,153	282,152	564,305					

Particulars	UACS CODE	Current Year's Obligation			Budget Year Obligation Program										
		Actual Jan.1- Sept.30	Estimate Oct.1- Dec.30	Total 5=3+4	Total 6=11+16	COMPREHENSIVE RELEASE					FOR LATER RELEASE(Negative List)				
						Q1	Q2	Q3	Q4	Sub Total	Q1	Q2	Q3	Q4	Sub Total
1	2	3	4	5=3+4	6=11+16	7	8	9	10	11=7+8+9+10	12	13	14	15	16=12+13+14+15
Home Office					564,305			282,153	282,152	564,305					
CO					564,305			282,153	282,152	564,305					
Project(s)	200000_00000000				564,305			282,153	282,152	564,305					
Operations	3000000000000000				15,756,405	3,922,537	3,932,312	3,981,512	3,920,044	15,756,405					
OO : Foreign relations strengthened to promote national development and international cooperation	3100000000000000				8,715,493	2,192,357	2,182,132	2,170,332	2,170,672	8,715,493					
DIPLOMACY PROGRAM	3101000000000000				8,715,493	2,192,357	2,182,132	2,170,332	2,170,672	8,715,493					
Formulation, coordination and supervision of foreign policy	310100100001000				2,617,784	654,444	654,444	654,444	654,452	2,617,784					
National Capital Region (NCR)					2,617,784	654,444	654,444	654,444	654,452	2,617,784					
Damascus, Syria					1,676	419	419	419	419	1,676					
PS					1,676	419	419	419	419	1,676					
Geneva, Switzerland - WTO					658	164	164	164	166	658					
PS					658	164	164	164	166	658					
Home Office					2,615,450	653,861	653,861	653,861	653,867	2,615,450					
PS					180,403	45,100	45,100	45,100	45,103	180,403					
MOOE					2,435,047	608,761	608,761	608,761	608,764	2,435,047					
Conduct of bilateral and multilateral relations in accordance with foreign policy directives	310100100002000				6,097,709	1,537,913	1,527,688	1,515,888	1,516,220	6,097,709					
National Capital Region (NCR)					6,097,709	1,537,913	1,527,688	1,515,888	1,516,220	6,097,709					
Abu Dhabi, United Arab Emirates (UAE)					128,103	32,025	32,025	32,025	32,028	128,103					
PS					107,576	26,894	26,894	26,894	26,894	107,576					
MOOE					20,380	5,095	5,095	5,095	5,095	20,380					
FINEX					147	36	36	36	39	147					
Abuja, Nigeria					61,652	15,412	15,412	15,412	15,416	61,652					
PS					43,092	10,773	10,773	10,773	10,773	43,092					
MOOE					18,555	4,638	4,638	4,638	4,641	18,555					
FINEX					5	1	1	1	2	5					
Amman, Jordan					99,327	24,831	24,831	24,831	24,834	99,327					
PS					79,534	19,883	19,883	19,883	19,885	79,534					
MOOE					19,764	4,941	4,941	4,941	4,941	19,764					
FINEX					29	7	7	7	8	29					
Ankara, Turkey					75,593	18,897	18,897	18,897	18,902	75,593					
PS					56,381	14,095	14,095	14,095	14,096	56,381					
MOOE					19,158	4,789	4,789	4,789	4,791	19,158					
FINEX					54	13	13	13	15	54					
Athens, Greece					85,930	21,481	21,481	21,481	21,487	85,930					
PS					70,599	17,649	17,649	17,649	17,652	70,599					

Particulars	UACS CODE	Current Year's Obligation			Budget Year Obligation Program										
		Actual Jan.1- Sept.30	Estimate Oct.1- Dec.30	Total 5=3+4	Total 6=11+16	COMPREHENSIVE RELEASE					FOR LATER RELEASE(Negative List)				
						Q1	Q2	Q3	Q4	Sub Total	Q1	Q2	Q3	Q4	Sub Total
1	2	3	4	5=3+4	6=11+16	7	8	9	10	11=7+8+9+10	12	13	14	15	16=12+13+14+15
MOOE					15,310	3,827	3,827	3,827	3,829	15,310					
FINEX					21	5	5	5	6	21					
Baghdad, Iraq					54,907	13,726	13,726	13,726	13,729	54,907					
PS					41,988	10,497	10,497	10,497	10,497	41,988					
MOOE					12,784	3,196	3,196	3,196	3,196	12,784					
FINEX					135	33	33	33	36	135					
Bangkok, Thailand					93,967	23,491	23,491	23,491	23,494	93,967					
PS					78,316	19,579	19,579	19,579	19,579	78,316					
MOOE					15,529	3,882	3,882	3,882	3,883	15,529					
FINEX					122	30	30	30	32	122					
Beijing, People's Republic of China					151,960	37,989	37,989	37,989	37,993	151,960					
PS					117,191	29,297	29,297	29,297	29,300	117,191					
MOOE					34,640	8,660	8,660	8,660	8,660	34,640					
FINEX					129	32	32	32	33	129					
Beirut, Lebanon					77,908	19,476	19,476	19,476	19,480	77,908					
PS					64,156	16,039	16,039	16,039	16,039	64,156					
MOOE					13,739	3,434	3,434	3,434	3,437	13,739					
FINEX					13	3	3	3	4	13					
Berlin, Germany					130,639	31,721	35,471	31,721	31,726	130,639					
PS					91,594	22,898	22,898	22,898	22,900	91,594					
MOOE					35,034	8,758	8,758	8,758	8,760	35,034					
FINEX					261	65	65	65	66	261					
CO					3,750		3,750			3,750					
Berne, Switzerland					73,643	18,409	18,409	18,409	18,416	73,643					
PS					55,667	13,916	13,916	13,916	13,919	55,667					
MOOE					17,854	4,463	4,463	4,463	4,465	17,854					
FINEX					122	30	30	30	32	122					
Brasilia, Brazil					63,898	15,973	15,973	15,973	15,979	63,898					
PS					46,163	11,540	11,540	11,540	11,543	46,163					
MOOE					17,204	4,301	4,301	4,301	4,301	17,204					
FINEX					531	132	132	132	135	531					
Bandar Seri Begawan, Brunei Darussalam					73,178	18,294	18,294	18,294	18,296	73,178					
PS					62,680	15,670	15,670	15,670	15,670	62,680					
MOOE					10,290	2,572	2,572	2,572	2,574	10,290					
FINEX					208	52	52	52	52	208					
Brussels, Belgium					96,749	24,186	24,186	24,186	24,191	96,749					
PS					79,694	19,923	19,923	19,923	19,925	79,694					

Particulars	UACS CODE	Current Year's Obligation			Budget Year Obligation Program										
		Actual Jan.1- Sept.30	Estimate Oct.1- Dec.30	Total	Total	COMPREHENSIVE RELEASE					FOR LATER RELEASE(Negative List)				
		3	4	5=3+4	6=11+16	7	8	9	10	11=7+8+9+10	12	13	14	15	16=12+13+14+15
1	2	3	4	5=3+4	6=11+16	7	8	9	10	11=7+8+9+10	12	13	14	15	16=12+13+14+15
MOOE					16,946	4,236	4,236	4,236	4,238	16,946					
FINEX					109	27	27	27	28	109					
Budapest, Hungary					50,811	12,702	12,702	12,702	12,705	50,811					
PS					39,311	9,827	9,827	9,827	9,830	39,311					
MOOE					10,992	2,748	2,748	2,748	2,748	10,992					
FINEX					508	127	127	127	127	508					
Buenos Aires, Argentina					47,180	11,793	11,793	11,793	11,801	47,180					
PS					35,558	8,889	8,889	8,889	8,891	35,558					
MOOE					11,267	2,816	2,816	2,816	2,819	11,267					
FINEX					355	88	88	88	91	355					
Cairo, Arab Republic of Egypt					66,862	16,715	16,715	16,715	16,717	66,862					
PS					57,337	14,334	14,334	14,334	14,335	57,337					
MOOE					9,489	2,372	2,372	2,372	2,373	9,489					
FINEX					36	9	9	9	9	36					
Canberra, Australia					102,795	28,698	24,698	24,698	24,701	102,795					
PS					72,960	18,240	18,240	18,240	18,240	72,960					
MOOE					25,623	6,405	6,405	6,405	6,408	25,623					
FINEX					212	53	53	53	53	212					
CO					4,000	4,000				4,000					
Damascus, Syria					61,653	15,412	15,412	15,412	15,417	61,653					
PS					40,021	10,005	10,005	10,005	10,006	40,021					
MOOE					21,582	5,395	5,395	5,395	5,397	21,582					
FINEX					50	12	12	12	14	50					
Dhaka, Bangladesh					46,141	11,535	11,535	11,535	11,536	46,141					
PS					35,596	8,899	8,899	8,899	8,899	35,596					
MOOE					10,540	2,635	2,635	2,635	2,635	10,540					
FINEX					5	1	1	1	2	5					
Dili, Timor-Leste					35,387	8,846	8,846	8,846	8,849	35,387					
PS					23,605	5,901	5,901	5,901	5,902	23,605					
MOOE					11,780	2,945	2,945	2,945	2,945	11,780					
FINEX					2				2	2					
Doha, Qatar					104,724	26,180	26,180	26,180	26,184	104,724					
PS					92,120	23,030	23,030	23,030	23,030	92,120					
MOOE					12,579	3,144	3,144	3,144	3,147	12,579					
FINEX					25	6	6	6	7	25					
Hanoi, Vietnam					55,264	13,815	13,815	13,815	13,819	55,264					
PS					42,764	10,691	10,691	10,691	10,691	42,764					

Particulars	UACS CODE	Current Year's Obligation			Budget Year Obligation Program										
		Actual Jan.1- Sept.30	Estimate Oct.1- Dec.30	Total	Total	COMPREHENSIVE RELEASE					FOR LATER RELEASE(Negative List)				
		3	4	5=3+4	6=11+16	7	8	9	10	11=7+8+9+10	12	13	14	15	16=12+13+14+15
1	2	3	4	5=3+4	6=11+16	7	8	9	10	11=7+8+9+10	12	13	14	15	16=12+13+14+15
MOOE					12,373	3,093	3,093	3,093	3,094	12,373					
FINEX					127	31	31	31	34	127					
Islamabad, Pakistan					64,927	16,231	16,231	16,231	16,234	64,927					
PS					50,532	12,633	12,633	12,633	12,633	50,532					
MOOE					14,395	3,598	3,598	3,598	3,601	14,395					
Jakarta, Indonesia					91,621	24,348	22,423	22,423	22,427	91,621					
PS					70,636	17,659	17,659	17,659	17,659	70,636					
MOOE					19,003	4,750	4,750	4,750	4,753	19,003					
FINEX					57	14	14	14	15	57					
CO					1,925	1,925				1,925					
Kuala Lumpur, Malaysia					138,594	34,647	34,647	34,647	34,653	138,594					
PS					109,527	27,381	27,381	27,381	27,384	109,527					
MOOE					29,017	7,254	7,254	7,254	7,255	29,017					
FINEX					50	12	12	12	14	50					
Kuwait					121,609	30,401	30,401	30,401	30,406	121,609					
PS					102,895	25,723	25,723	25,723	25,726	102,895					
MOOE					18,629	4,657	4,657	4,657	4,658	18,629					
FINEX					85	21	21	21	22	85					
Lisbon, Portugal					51,892	12,972	12,972	12,972	12,976	51,892					
PS					38,722	9,680	9,680	9,680	9,682	38,722					
MOOE					13,038	3,259	3,259	3,259	3,261	13,038					
FINEX					132	33	33	33	33	132					
London, United Kingdom					180,959	45,239	45,239	45,239	45,242	180,959					
PS					149,712	37,428	37,428	37,428	37,428	149,712					
MOOE					30,401	7,600	7,600	7,600	7,601	30,401					
FINEX					846	211	211	211	213	846					
Madrid, Spain					107,192	26,797	26,797	26,797	26,801	107,192					
PS					83,367	20,841	20,841	20,841	20,844	83,367					
MOOE					23,212	5,803	5,803	5,803	5,803	23,212					
FINEX					613	153	153	153	154	613					
Manama, Bahrain					82,844	20,710	20,710	20,710	20,714	82,844					
PS					67,575	16,893	16,893	16,893	16,896	67,575					
MOOE					15,248	3,812	3,812	3,812	3,812	15,248					
FINEX					21	5	5	5	6	21					
Mexico City, Mexico					71,971	17,992	17,992	17,992	17,995	71,971					
PS					54,966	13,741	13,741	13,741	13,743	54,966					
MOOE					16,865	4,216	4,216	4,216	4,217	16,865					

Particulars	UACS CODE	Current Year's Obligation			Budget Year Obligation Program										
		Actual Jan.1- Sept.30	Estimate Oct.1- Dec.30	Total 5=3+4	Total 6=11+16	COMPREHENSIVE RELEASE					FOR LATER RELEASE(Negative List)				
						Q1	Q2	Q3	Q4	Sub Total 11=7+8+9+10	Q1	Q2	Q3	Q4	Sub Total 16=12+13+14+15
1	2	3	4	5=3+4	6=11+16	7	8	9	10	11=7+8+9+10	12	13	14	15	16=12+13+14+15
FINEX					140	35	35	35	35	140					
Moscow, Russia					97,901	24,473	24,473	24,473	24,482	97,901					
PS					79,315	19,828	19,828	19,828	19,831	79,315					
MOOE					18,423	4,605	4,605	4,605	4,608	18,423					
FINEX					163	40	40	40	43	163					
Muscat, Oman					66,881	16,718	16,718	16,718	16,727	66,881					
PS					56,843	14,210	14,210	14,210	14,213	56,843					
MOOE					9,951	2,487	2,487	2,487	2,490	9,951					
FINEX					87	21	21	21	24	87					
Nairobi, Kenya					65,282	16,319	16,319	16,319	16,325	65,282					
PS					47,201	11,800	11,800	11,800	11,801	47,201					
MOOE					18,038	4,509	4,509	4,509	4,511	18,038					
FINEX					43	10	10	10	13	43					
New Delhi, India					69,313	17,327	17,327	17,327	17,332	69,313					
PS					55,305	13,826	13,826	13,826	13,827	55,305					
MOOE					13,983	3,495	3,495	3,495	3,498	13,983					
FINEX					25	6	6	6	7	25					
Oslo, Norway					103,458	25,863	25,863	25,863	25,869	103,458					
PS					71,297	17,824	17,824	17,824	17,825	71,297					
MOOE					31,854	7,963	7,963	7,963	7,965	31,854					
FINEX					307	76	76	76	79	307					
Ottawa, Canada					95,429	23,856	23,856	23,856	23,861	95,429					
PS					67,815	16,953	16,953	16,953	16,956	67,815					
MOOE					27,482	6,870	6,870	6,870	6,872	27,482					
FINEX					132	33	33	33	33	132					
Paris, France					109,873	27,468	27,468	27,468	27,469	109,873					
PS					86,841	21,710	21,710	21,710	21,711	86,841					
MOOE					22,692	5,673	5,673	5,673	5,673	22,692					
FINEX					340	85	85	85	85	340					
Phnom Penh, Cambodia					41,663	12,290	9,790	9,790	9,793	41,663					
PS					29,656	7,414	7,414	7,414	7,414	29,656					
MOOE					9,449	2,362	2,362	2,362	2,363	9,449					
FINEX					58	14	14	14	16	58					
CO					2,500	2,500				2,500					
Port Moresby, Papua New Guinea					38,293	9,572	9,572	9,572	9,577	38,293					
PS					30,830	7,707	7,707	7,707	7,709	30,830					
MOOE					6,672	1,668	1,668	1,668	1,668	6,672					

Particulars	UACS CODE	Current Year's Obligation			Budget Year Obligation Program										
		Actual Jan.1- Sept.30	Estimate Oct.1- Dec.30	Total	Total	COMPREHENSIVE RELEASE					FOR LATER RELEASE(Negative List)				
						Q1	Q2	Q3	Q4	Sub Total	Q1	Q2	Q3	Q4	Sub Total
1	2	3	4	5=3+4	6=11+16	7	8	9	10	11=7+8+9+10	12	13	14	15	16=12+13+14+15
FINEX					791	197	197	197	200	791					
Prague, Czech Republic					43,096	10,773	10,773	10,773	10,777	43,096					
PS					34,883	8,720	8,720	8,720	8,723	34,883					
MOOE					8,181	2,045	2,045	2,045	2,046	8,181					
FINEX					32	8	8	8	8	32					
Pretoria, South Africa					56,595	14,147	14,147	14,147	14,154	56,595					
PS					39,818	9,954	9,954	9,954	9,956	39,818					
MOOE					15,927	3,981	3,981	3,981	3,984	15,927					
FINEX					850	212	212	212	214	850					
Riyadh, Saudi Arabia					191,636	47,907	47,907	47,907	47,915	191,636					
PS					168,479	42,119	42,119	42,119	42,122	168,479					
MOOE					23,051	5,762	5,762	5,762	5,765	23,051					
FINEX					106	26	26	26	28	106					
Rome, Italy					116,876	29,219	29,219	29,219	29,219	116,876					
PS					102,364	25,591	25,591	25,591	25,591	102,364					
MOOE					14,392	3,598	3,598	3,598	3,598	14,392					
FINEX					120	30	30	30	30	120					
Santiago, Chile					45,422	11,354	11,354	11,354	11,360	45,422					
PS					36,290	9,072	9,072	9,072	9,074	36,290					
MOOE					9,099	2,274	2,274	2,274	2,277	9,099					
FINEX					33	8	8	8	9	33					
Seoul, South Korea					108,984	27,245	27,245	27,245	27,249	108,984					
PS					97,176	24,294	24,294	24,294	24,294	97,176					
MOOE					11,793	2,948	2,948	2,948	2,949	11,793					
FINEX					15	3	3	3	6	15					
Singapore					166,782	41,694	41,694	41,694	41,700	166,782					
PS					138,086	34,521	34,521	34,521	34,523	138,086					
MOOE					27,850	6,962	6,962	6,962	6,964	27,850					
FINEX					846	211	211	211	213	846					
Tehran, Iran					57,366	14,341	14,341	14,341	14,343	57,366					
PS					45,786	11,446	11,446	11,446	11,448	45,786					
MOOE					11,576	2,894	2,894	2,894	2,894	11,576					
FINEX					4	1	1	1	1	4					
Tel-Aviv, Israel					129,204	35,300	31,300	31,300	31,304	129,204					
PS					92,170	23,042	23,042	23,042	23,044	92,170					
MOOE					32,145	8,036	8,036	8,036	8,037	32,145					
FINEX					889	222	222	222	223	889					

Particulars	UACS CODE	Current Year's Obligation			Budget Year Obligation Program										
		Actual Jan.1- Sept.30	Estimate Oct.1- Dec.30	Total 5=3+4	Total 6=11+16	COMPREHENSIVE RELEASE					FOR LATER RELEASE(Negative List)				
						Q1	Q2	Q3	Q4	Sub Total	Q1	Q2	Q3	Q4	Sub Total
1	2	3	4	5=3+4	6=11+16	7	8	9	10	11=7+8+9+10	12	13	14	15	16=12+13+14+15
CO					4,000	4,000				4,000					
The Hague, Netherlands					100,235	25,057	25,057	25,057	25,064	100,235					
PS					85,505	21,376	21,376	21,376	21,377	85,505					
MOOE					14,579	3,644	3,644	3,644	3,647	14,579					
FINEX					151	37	37	37	40	151					
Tokyo, Japan					219,245	54,810	54,810	54,810	54,815	219,245					
PS					198,349	49,587	49,587	49,587	49,588	198,349					
MOOE					20,743	5,185	5,185	5,185	5,188	20,743					
FINEX					153	38	38	38	39	153					
Tripoli, Libya					47,928	11,981	11,981	11,981	11,985	47,928					
PS					33,617	8,404	8,404	8,404	8,405	33,617					
MOOE					14,102	3,525	3,525	3,525	3,527	14,102					
FINEX					209	52	52	52	53	209					
Vatican (Holy See)					53,347	13,335	13,335	13,335	13,342	53,347					
PS					39,358	9,839	9,839	9,839	9,841	39,358					
MOOE					13,839	3,459	3,459	3,459	3,462	13,839					
FINEX					150	37	37	37	39	150					
Vienna, Austria					116,436	29,108	29,108	29,108	29,112	116,436					
PS					95,010	23,752	23,752	23,752	23,754	95,010					
MOOE					20,808	5,202	5,202	5,202	5,202	20,808					
FINEX					618	154	154	154	156	618					
Vientiane, Laos					54,118	13,528	13,528	13,528	13,534	54,118					
PS					43,191	10,797	10,797	10,797	10,800	43,191					
MOOE					10,801	2,700	2,700	2,700	2,701	10,801					
FINEX					126	31	31	31	33	126					
Warsaw, Poland					68,002	16,999	16,999	16,999	17,005	68,002					
PS					50,891	12,722	12,722	12,722	12,725	50,891					
MOOE					16,782	4,195	4,195	4,195	4,197	16,782					
FINEX					329	82	82	82	83	329					
Washington, D.C., USA					183,014	45,753	45,753	45,753	45,755	183,014					
PS					142,730	35,682	35,682	35,682	35,684	142,730					
MOOE					39,852	9,963	9,963	9,963	9,963	39,852					
FINEX					432	108	108	108	108	432					
Wellington, New Zealand					66,555	16,637	16,637	16,637	16,644	66,555					
PS					50,303	12,575	12,575	12,575	12,578	50,303					
MOOE					16,209	4,052	4,052	4,052	4,053	16,209					
FINEX					43	10	10	10	13	43					

Particulars	UACS CODE	Current Year's Obligation			Budget Year Obligation Program										
		Actual Jan.1- Sept.30	Estimate Oct.1- Dec.30	Total	Total	COMPREHENSIVE RELEASE					FOR LATER RELEASE(Negative List)				
						Q1	Q2	Q3	Q4	Sub Total	Q1	Q2	Q3	Q4	Sub Total
1	2	3	4	5=3+4	6=11+16	7	8	9	10	11=7+8+9+10	12	13	14	15	16=12+13+14+15+16
Yangon, Myanmar					60,693	15,173	15,173	15,173	15,174	60,693					
PS					47,208	11,802	11,802	11,802	11,802	47,208					
MOOE					13,424	3,356	3,356	3,356	3,356	13,424					
FINEX					61	15	15	15	16	61					
Agana, Guam, United States of America (USA)					14,184	3,546	3,546	3,546	3,546	14,184					
MOOE					14,184	3,546	3,546	3,546	3,546	14,184					
Chicago, Illinois, USA					17,793	4,448	4,448	4,448	4,449	17,793					
MOOE					17,793	4,448	4,448	4,448	4,449	17,793					
Chongqing, China					3,791	947	947	947	950	3,791					
PS					1,198	299	299	299	301	1,198					
MOOE					2,593	648	648	648	649	2,593					
Dubai, UAE					20,553	5,138	5,138	5,138	5,139	20,553					
PS					2,896	724	724	724	724	2,896					
MOOE					17,657	4,414	4,414	4,414	4,415	17,657					
Guangzhou, People's Republic of China					9,846	2,461	2,461	2,461	2,463	9,846					
MOOE					9,846	2,461	2,461	2,461	2,463	9,846					
Hongkong Special Administrative Region, People's Republic of China					26,839	10,834	5,334	5,334	5,337	26,839					
MOOE					21,339	5,334	5,334	5,334	5,337	21,339					
CO					5,500	5,500				5,500					
Honolulu, Hawaii, USA					11,270	2,817	2,817	2,817	2,819	11,270					
MOOE					11,270	2,817	2,817	2,817	2,819	11,270					
Jeddah, Kingdom of Saudi Arabia					17,626	3,456	7,256	3,456	3,458	17,626					
MOOE					13,826	3,456	3,456	3,456	3,458	13,826					
CO					3,800		3,800			3,800					
Los Angeles, California, USA					21,649	5,412	5,412	5,412	5,413	21,649					
MOOE					21,649	5,412	5,412	5,412	5,413	21,649					
Macau, China					7,305	1,826	1,826	1,826	1,827	7,305					
MOOE					7,305	1,826	1,826	1,826	1,827	7,305					
Manado, Celebes, Indonesia					5,816	1,454	1,454	1,454	1,454	5,816					
MOOE					5,816	1,454	1,454	1,454	1,454	5,816					
Milan, Italy					17,169	4,291	4,291	4,291	4,296	17,169					
PS					4,994	1,248	1,248	1,248	1,250	4,994					
MOOE					12,175	3,043	3,043	3,043	3,046	12,175					
New York City, New York, USA					165,754	41,437	41,437	41,437	41,443	165,754					
PS					128,397	32,099	32,099	32,099	32,100	128,397					
MOOE					37,187	9,296	9,296	9,296	9,299	37,187					

Particulars	UACS CODE	Current Year's Obligation			Budget Year Obligation Program										
		Actual Jan.1- Sept.30	Estimate Oct.1- Dec.30	Total	Total	COMPREHENSIVE RELEASE					FOR LATER RELEASE(Negative List)				
		3	4	5=3+4	6=11+16	7	8	9	10	11=7+8+9+10	12	13	14	15	16=12+13+14+15
1	2	3	4	5=3+4	6=11+16	7	8	9	10	11=7+8+9+10	12	13	14	15	16=12+13+14+15
FINEX					170	42	42	42	44	170					
Osaka, Japan					14,922	2,668	6,918	2,668	2,668	14,922					
MOOE					10,672	2,668	2,668	2,668	2,668	10,672					
CO					4,250		4,250			4,250					
San Francisco, California, USA					20,338	5,084	5,084	5,084	5,086	20,338					
MOOE					20,338	5,084	5,084	5,084	5,086	20,338					
Shanghai, People's Republic of China					22,403	5,600	5,600	5,600	5,603	22,403					
MOOE					22,403	5,600	5,600	5,600	5,603	22,403					
Sydney, Australia					8,057	2,014	2,014	2,014	2,015	8,057					
MOOE					8,057	2,014	2,014	2,014	2,015	8,057					
Toronto, Canada					20,124	5,031	5,031	5,031	5,031	20,124					
MOOE					20,124	5,031	5,031	5,031	5,031	20,124					
Vancouver, B.C., Canada					12,635	3,158	3,158	3,158	3,161	12,635					
MOOE					12,635	3,158	3,158	3,158	3,161	12,635					
Xiamen, People's Republic of China					12,552	3,137	3,137	3,137	3,141	12,552					
PS					4,473	1,118	1,118	1,118	1,119	4,473					
MOOE					8,079	2,019	2,019	2,019	2,022	8,079					
Geneva, Switzerland					114,553	28,637	28,637	28,637	28,642	114,553					
PS					88,214	22,053	22,053	22,053	22,055	88,214					
MOOE					26,317	6,579	6,579	6,579	6,580	26,317					
FINEX					22	5	5	5	7	22					
Geneva, Switzerland - WTO					64,621	16,154	16,154	16,154	16,159	64,621					
PS					39,303	9,825	9,825	9,825	9,828	39,303					
MOOE					25,301	6,325	6,325	6,325	6,326	25,301					
FINEX					17	4	4	4	5	17					
New York City, New York, USA					24,801	6,200	6,200	6,200	6,201	24,801					
MOOE					24,801	6,200	6,200	6,200	6,201	24,801					
ASEAN, Jakarta, Indonesia					66,984	16,745	16,745	16,745	16,749	66,984					
PS					42,294	10,573	10,573	10,573	10,575	42,294					
MOOE					24,617	6,154	6,154	6,154	6,155	24,617					
FINEX					73	18	18	18	19	73					
Home Office					2,031	507	507	507	510	2,031					
PS					2,031	507	507	507	510	2,031					
Calgary, Alberta, Canada					6,025	4,581	481	481	482	6,025					
MOOE					1,925	481	481	481	482	1,925					
CO					4,100	4,100				4,100					
Copenhagen, Denmark					44,561	11,139	11,139	11,139	11,144	44,561					

Particulars	UACS CODE	Current Year's Obligation			Budget Year Obligation Program										
		Actual Jan.1- Sept.30	Estimate Oct.1- Dec.30	Total	Total	COMPREHENSIVE RELEASE					FOR LATER RELEASE(Negative List)				
						Q1	Q2	Q3	Q4	Sub Total	Q1	Q2	Q3	Q4	Sub Total
1	2	3	4	5=3+4	6=11+16	7	8	9	10	11=7+8+9+10	12	13	14	15	16=12+13+14+15
MOOE					32,723	8,180	8,180	8,180	8,183	32,723					
CO					11,838	2,959	2,959	2,959	2,961	11,838					
OO : Overseas Filipinos protected and engaged, and consular services improved	3200000000000000				7,040,912	1,730,180	1,750,180	1,811,180	1,749,372	7,040,912					
CONSULAR / ATN PROGRAM	3201000000000000				7,040,912	1,730,180	1,750,180	1,811,180	1,749,372	7,040,912					
Provision of consular services including issuance of passports, visas and other consular documents	320100100001000				5,783,242	1,415,763	1,435,763	1,496,763	1,434,953	5,783,242					
National Capital Region (NCR)					5,783,242	1,415,763	1,435,763	1,496,763	1,434,953	5,783,242					
Abu Dhabi, United Arab Emirates (UAE)					3,267	816	816	816	819	3,267					
MOOE					3,267	816	816	816	819	3,267					
Abuja, Nigeria					5,066	1,266	1,266	1,266	1,268	5,066					
MOOE					5,066	1,266	1,266	1,266	1,268	5,066					
Amman, Jordan					3,954	988	988	988	990	3,954					
MOOE					3,954	988	988	988	990	3,954					
Ankara, Turkey					3,024	756	756	756	756	3,024					
MOOE					3,024	756	756	756	756	3,024					
Athens, Greece					5,636	1,409	1,409	1,409	1,409	5,636					
MOOE					5,636	1,409	1,409	1,409	1,409	5,636					
Baghdad, Iraq					3,035	758	758	758	761	3,035					
MOOE					3,035	758	758	758	761	3,035					
Bangkok, Thailand					3,762	940	940	940	942	3,762					
MOOE					3,762	940	940	940	942	3,762					
Beijing, People's Republic of China					5,777	1,444	1,444	1,444	1,445	5,777					
MOOE					5,777	1,444	1,444	1,444	1,445	5,777					
Beirut, Lebanon					7,552	1,888	1,888	1,888	1,888	7,552					
MOOE					7,552	1,888	1,888	1,888	1,888	7,552					
Berlin, Germany					9,140	2,285	2,285	2,285	2,285	9,140					
MOOE					9,140	2,285	2,285	2,285	2,285	9,140					
Berne, Switzerland					2,810	702	702	702	704	2,810					
MOOE					2,810	702	702	702	704	2,810					
Brasilia, Brazil					1,690	422	422	422	424	1,690					
MOOE					1,690	422	422	422	424	1,690					
Bandar Seri Begawan, Brunei Darussalam					4,668	1,167	1,167	1,167	1,167	4,668					
MOOE					4,668	1,167	1,167	1,167	1,167	4,668					
Brussels, Belgium					3,503	875	875	875	878	3,503					
MOOE					3,503	875	875	875	878	3,503					
Budapest, Hungary					2,443	610	610	610	613	2,443					
MOOE					2,443	610	610	610	613	2,443					

Particulars	UACS CODE	Current Year's Obligation			Budget Year Obligation Program										
		Actual Jan.1- Sept.30	Estimate Oct.1- Dec.30	Total	Total	COMPREHENSIVE RELEASE					FOR LATER RELEASE(Negative List)				
						Q1	Q2	Q3	Q4	Sub Total	Q1	Q2	Q3	Q4	Sub Total
1	2	3	4	5=3+4	6=11+16	7	8	9	10	11=7+8+9+10	12	13	14	15	16=12+13+14+15
Buenos Aires, Argentina					4,653	1,163	1,163	1,163	1,164	4,653					
MOOE					4,653	1,163	1,163	1,163	1,164	4,653					
Cairo, Arab Republic of Egypt					3,334	833	833	833	835	3,334					
MOOE					3,334	833	833	833	835	3,334					
Canberra, Australia					5,182	1,295	1,295	1,295	1,297	5,182					
MOOE					5,182	1,295	1,295	1,295	1,297	5,182					
Damascus, Syria					7,026	1,756	1,756	1,756	1,758	7,026					
PS					673	168	168	168	169	673					
MOOE					6,353	1,588	1,588	1,588	1,589	6,353					
Dhaka, Bangladesh					3,622	905	905	905	907	3,622					
MOOE					3,622	905	905	905	907	3,622					
Dili, Timor-Leste					4,135	1,033	1,033	1,033	1,036	4,135					
MOOE					4,135	1,033	1,033	1,033	1,036	4,135					
Doha, Qatar					5,294	1,323	1,323	1,323	1,325	5,294					
MOOE					5,294	1,323	1,323	1,323	1,325	5,294					
Hanoi, Vietnam					1,059	264	264	264	267	1,059					
MOOE					1,059	264	264	264	267	1,059					
Islamabad, Pakistan					3,225	806	806	806	807	3,225					
MOOE					3,225	806	806	806	807	3,225					
Jakarta, Indonesia					3,346	836	836	836	838	3,346					
PS					505	126	126	126	127	505					
MOOE					2,841	710	710	710	711	2,841					
Kuala Lumpur, Malaysia					6,634	1,658	1,658	1,658	1,660	6,634					
MOOE					6,634	1,658	1,658	1,658	1,660	6,634					
Kuwait					4,276	1,069	1,069	1,069	1,069	4,276					
MOOE					4,276	1,069	1,069	1,069	1,069	4,276					
Lisbon, Portugal					3,522	880	880	880	882	3,522					
PS					365	91	91	91	92	365					
MOOE					3,157	789	789	789	790	3,157					
London, United Kingdom					12,179	3,044	3,044	3,044	3,047	12,179					
MOOE					12,179	3,044	3,044	3,044	3,047	12,179					
Madrid, Spain					4,648	1,162	1,162	1,162	1,162	4,648					
MOOE					4,648	1,162	1,162	1,162	1,162	4,648					
Manama, Bahrain					1,995	498	498	498	501	1,995					
MOOE					1,995	498	498	498	501	1,995					
Mexico City, Mexico					2,950	737	737	737	739	2,950					
MOOE					2,950	737	737	737	739	2,950					

Particulars	UACS CODE	Current Year's Obligation			Budget Year Obligation Program										
		Actual Jan.1- Sept.30	Estimate Oct.1- Dec.30	Total	Total	COMPREHENSIVE RELEASE					FOR LATER RELEASE(Negative List)				
		3	4	5=3+4	6=11+16	Q1	Q2	Q3	Q4	Sub Total	Q1	Q2	Q3	Q4	Sub Total
1	2	3	4	5=3+4	6=11+16	7	8	9	10	11=7+8+9+10	12	13	14	15	16=12+13+14+15
Moscow, Russia					3,072	768	768	768	768	3,072					
MOOE					3,072	768	768	768	768	3,072					
Muscat, Oman					6,514	1,628	1,628	1,628	1,630	6,514					
MOOE					6,514	1,628	1,628	1,628	1,630	6,514					
Nairobi, Kenya					4,565	1,141	1,141	1,141	1,142	4,565					
MOOE					4,565	1,141	1,141	1,141	1,142	4,565					
New Delhi, India					3,820	955	955	955	955	3,820					
MOOE					3,820	955	955	955	955	3,820					
Oslo, Norway					3,278	819	819	819	821	3,278					
PS					2,409	602	602	602	603	2,409					
MOOE					869	217	217	217	218	869					
Ottawa, Canada					7,287	1,821	1,821	1,821	1,824	7,287					
MOOE					7,287	1,821	1,821	1,821	1,824	7,287					
Paris, France					2,032	508	508	508	508	2,032					
MOOE					2,032	508	508	508	508	2,032					
Phnom Penh, Cambodia					10,156	2,538	2,538	2,538	2,542	10,156					
PS					8,279	2,069	2,069	2,069	2,072	8,279					
MOOE					1,877	469	469	469	470	1,877					
Port Moresby, Papua New Guinea					3,538	884	884	884	886	3,538					
MOOE					3,538	884	884	884	886	3,538					
Prague, Czech Republic					3,935	983	983	983	986	3,935					
MOOE					3,935	983	983	983	986	3,935					
Pretoria, South Africa					2,200	550	550	550	550	2,200					
MOOE					2,200	550	550	550	550	2,200					
Riyadh, Saudi Arabia					25,235	6,308	6,308	6,308	6,311	25,235					
MOOE					25,235	6,308	6,308	6,308	6,311	25,235					
Rome, Italy					6,841	1,710	1,710	1,710	1,711	6,841					
MOOE					6,841	1,710	1,710	1,710	1,711	6,841					
Santiago, Chile					2,233	558	558	558	559	2,233					
MOOE					2,233	558	558	558	559	2,233					
Seoul, South Korea					3,220	805	805	805	805	3,220					
MOOE					3,220	805	805	805	805	3,220					
Singapore					13,408	3,352	3,352	3,352	3,352	13,408					
MOOE					13,408	3,352	3,352	3,352	3,352	13,408					
Tehran, Iran					1,491	372	372	372	375	1,491					
MOOE					1,491	372	372	372	375	1,491					
Tel-Aviv, Israel					3,245	811	811	811	812	3,245					

Particulars	UACS CODE	Current Year's Obligation			Budget Year Obligation Program										
		Actual Jan.1- Sept.30	Estimate Oct.1- Dec.30	Total 5=3+4	Total 6=11+16	COMPREHENSIVE RELEASE					FOR LATER RELEASE(Negative List)				
						Q1	Q2	Q3	Q4	Sub Total 11=7+8+9+10	Q1	Q2	Q3	Q4	Sub Total 16=12+13+14+15
1	2	3	4	5=3+4	6=11+16	7	8	9	10	11=7+8+9+10	12	13	14	15	16=12+13+14+15
MOOE					3,245	811	811	811	812	3,245					
The Hague, Netherlands					695	173	173	173	176	695					
MOOE					695	173	173	173	176	695					
Tokyo, Japan					9,266	2,316	2,316	2,316	2,318	9,266					
MOOE					9,266	2,316	2,316	2,316	2,318	9,266					
Tripoli, Libya					6,243	1,560	1,560	1,560	1,563	6,243					
MOOE					6,243	1,560	1,560	1,560	1,563	6,243					
Vatican (Holy See)					4,858	1,214	1,214	1,214	1,216	4,858					
MOOE					4,858	1,214	1,214	1,214	1,216	4,858					
Vienna, Austria					5,678	1,419	1,419	1,419	1,421	5,678					
MOOE					5,678	1,419	1,419	1,419	1,421	5,678					
Vientianne, Laos					312	78	78	78	78	312					
MOOE					312	78	78	78	78	312					
Warsaw, Poland					5,284	1,320	1,320	1,320	1,324	5,284					
PS					706	176	176	176	178	706					
MOOE					4,578	1,144	1,144	1,144	1,146	4,578					
Washington, D.C., USA					9,561	2,390	2,390	2,390	2,391	9,561					
MOOE					9,561	2,390	2,390	2,390	2,391	9,561					
Wellington, New Zealand					3,928	982	982	982	982	3,928					
MOOE					3,928	982	982	982	982	3,928					
Yangon, Myanmar					2,528	632	632	632	632	2,528					
MOOE					2,528	632	632	632	632	2,528					
Agana, Guam, United States of America (USA)					87,047	21,761	21,761	21,761	21,764	87,047					
PS					75,100	18,775	18,775	18,775	18,775	75,100					
MOOE					11,888	2,972	2,972	2,972	2,972	11,888					
FINEX					59	14	14	14	17	59					
Chicago, Illinois, USA					84,445	21,110	21,110	21,110	21,115	84,445					
PS					79,503	19,875	19,875	19,875	19,878	79,503					
MOOE					4,600	1,150	1,150	1,150	1,150	4,600					
FINEX					342	85	85	85	87	342					
Chongqing, China					35,105	8,775	8,775	8,775	8,780	35,105					
PS					24,710	6,177	6,177	6,177	6,179	24,710					
MOOE					10,370	2,592	2,592	2,592	2,594	10,370					
FINEX					25	6	6	6	7	25					
Dubai, UAE					140,813	35,202	35,202	35,202	35,207	140,813					
PS					126,775	31,693	31,693	31,693	31,696	126,775					
MOOE					13,869	3,467	3,467	3,467	3,468	13,869					

Particulars	UACS CODE	Current Year's Obligation			Budget Year Obligation Program										
		Actual Jan.1- Sept.30	Estimate Oct.1- Dec.30	Total	Total	COMPREHENSIVE RELEASE					FOR LATER RELEASE(Negative List)				
						Q1	Q2	Q3	Q4	Sub Total	Q1	Q2	Q3	Q4	Sub Total
1	2	3	4	5=3+4	6=11+16	7	8	9	10	11=7+8+9+10	12	13	14	15	16=12+13+14+15
FINEX					169	42	42	42	43	169					
Guangzhou, People's Republic of China					72,714	18,177	18,177	18,177	18,183	72,714					
PS					65,614	16,403	16,403	16,403	16,405	65,614					
MOOE					6,905	1,726	1,726	1,726	1,727	6,905					
FINEX					195	48	48	48	51	195					
Hongkong Special Administrative Region, People's Republic of China					158,300	39,575	39,575	39,575	39,575	158,300					
PS					147,300	36,825	36,825	36,825	36,825	147,300					
MOOE					10,652	2,663	2,663	2,663	2,663	10,652					
FINEX					348	87	87	87	87	348					
Honolulu, Hawaii, USA					85,339	21,334	21,334	21,334	21,337	85,339					
PS					72,068	18,017	18,017	18,017	18,017	72,068					
MOOE					13,123	3,280	3,280	3,280	3,283	13,123					
FINEX					148	37	37	37	37	148					
Jeddah, Kingdom of Saudi Arabia					149,813	37,452	37,452	37,452	37,457	149,813					
PS					131,109	32,777	32,777	32,777	32,778	131,109					
MOOE					18,582	4,645	4,645	4,645	4,647	18,582					
FINEX					122	30	30	30	32	122					
Los Angeles, California, USA					161,738	40,433	40,433	40,433	40,439	161,738					
PS					139,189	34,797	34,797	34,797	34,798	139,189					
MOOE					21,587	5,396	5,396	5,396	5,399	21,587					
FINEX					962	240	240	240	242	962					
Macau, China					55,850	13,961	13,961	13,961	13,967	55,850					
PS					46,530	11,632	11,632	11,632	11,634	46,530					
MOOE					9,295	2,323	2,323	2,323	2,326	9,295					
FINEX					25	6	6	6	7	25					
Manado, Celebes, Indonesia					34,394	8,598	8,598	8,598	8,600	34,394					
PS					27,324	6,831	6,831	6,831	6,831	27,324					
MOOE					7,001	1,750	1,750	1,750	1,751	7,001					
FINEX					69	17	17	17	18	69					
Milan, Italy					79,889	19,972	19,972	19,972	19,973	79,889					
PS					67,837	16,959	16,959	16,959	16,960	67,837					
MOOE					11,760	2,940	2,940	2,940	2,940	11,760					
FINEX					292	73	73	73	73	292					
New York City, New York, USA					510	127	127	127	129	510					
PS					510	127	127	127	129	510					
Osaka, Japan					99,955	24,988	24,988	24,988	24,991	99,955					

Particulars	UACS CODE	Current Year's Obligation			Budget Year Obligation Program										
		Actual Jan.1- Sept.30	Estimate Oct.1- Dec.30	Total	Total	COMPREHENSIVE RELEASE					FOR LATER RELEASE(Negative List)				
						Q1	Q2	Q3	Q4	Sub Total	Q1	Q2	Q3	Q4	Sub Total
1	2	3	4	5=3+4	6=11+16	7	8	9	10	11=7+8+9+10	12	13	14	15	16=12+13+14+15
PS					85,756	21,439	21,439	21,439	21,439	85,756					
MOOE					14,029	3,507	3,507	3,507	3,508	14,029					
FINEX					170	42	42	42	44	170					
San Francisco, California, USA					139,394	34,847	34,847	34,847	34,853	139,394					
PS					121,079	30,269	30,269	30,269	30,272	121,079					
MOOE					17,044	4,261	4,261	4,261	4,261	17,044					
FINEX					1,271	317	317	317	320	1,271					
Shanghai, People's Republic of China					81,948	20,486	20,486	20,486	20,490	81,948					
PS					67,603	16,900	16,900	16,900	16,903	67,603					
MOOE					14,260	3,565	3,565	3,565	3,565	14,260					
FINEX					85	21	21	21	22	85					
Sydney, Australia					72,633	18,157	18,157	18,157	18,162	72,633					
PS					64,270	16,067	16,067	16,067	16,069	64,270					
MOOE					8,356	2,089	2,089	2,089	2,089	8,356					
FINEX					7	1	1	1	4	7					
Toronto, Canada					92,709	23,177	23,177	23,177	23,178	92,709					
PS					74,873	18,718	18,718	18,718	18,719	74,873					
MOOE					17,452	4,363	4,363	4,363	4,363	17,452					
FINEX					384	96	96	96	96	384					
Vancouver, B.C., Canada					82,792	20,697	20,697	20,697	20,701	82,792					
PS					70,807	17,701	17,701	17,701	17,704	70,807					
MOOE					11,681	2,920	2,920	2,920	2,921	11,681					
FINEX					304	76	76	76	76	304					
Xiamen, People's Republic of China					54,855	13,713	13,713	13,713	13,716	54,855					
PS					47,325	11,831	11,831	11,831	11,832	47,325					
MOOE					7,456	1,864	1,864	1,864	1,864	7,456					
FINEX					74	18	18	18	20	74					
Geneva, Switzerland					489	122	122	122	123	489					
MOOE					489	122	122	122	123	489					
New York City, New York, USA					136,348	34,086	34,086	34,086	34,090	136,348					
PS					120,208	30,052	30,052	30,052	30,052	120,208					
MOOE					15,949	3,987	3,987	3,987	3,988	15,949					
FINEX					191	47	47	47	50	191					
Home Office					3,533,994	853,498	873,498	934,498	872,500	3,533,994					
PS					96,664	24,166	24,166	24,166	24,166	96,664					
MOOE					3,316,794	829,198	829,198	829,198	829,200	3,316,794					
FINEX					536	134	134	134	134	536					

Particulars	UACS CODE	Current Year's Obligation			Budget Year Obligation Program										
		Actual Jan.1- Sept.30	Estimate Oct.1- Dec.30	Total	Total	COMPREHENSIVE RELEASE					FOR LATER RELEASE(Negative List)				
						Q1	Q2	Q3	Q4	Sub Total	Q1	Q2	Q3	Q4	Sub Total
1	2	3	4	5=3+4	6=11+16	7	8	9	10	11=7+8+9+10	12	13	14	15	16=12+13+14+15
CO					120,000		20,000	81,000	19,000	120,000					
Calgary, Alberta, Canada					8,004	2,000	2,000	2,000	2,004	8,004					
MOOE					7,659	1,914	1,914	1,914	1,917	7,659					
FINEX					345	86	86	86	87	345					
Houston, Texas, USA					37,334	9,332	9,332	9,332	9,338	37,334					
MOOE					31,131	7,782	7,782	7,782	7,785	31,131					
CO					6,203	1,550	1,550	1,550	1,553	6,203					
Protection of the rights and promotion of welfare of overseas Filipinos	320100100002000				1,257,670	314,417	314,417	314,417	314,419	1,257,670					
National Capital Region (NCR)					1,257,670	314,417	314,417	314,417	314,419	1,257,670					
Home Office					1,257,670	314,417	314,417	314,417	314,419	1,257,670					
MOOE					1,257,670	314,417	314,417	314,417	314,419	1,257,670					
Retirement and Life Insurance Premiums	104102				138,689	34,629	34,629	34,629	34,802	138,689					
General Administration and Support	1000000000000000				51,038	12,759	12,759	12,759	12,761	51,038					
General management and supervision	100000100001000				51,038	12,759	12,759	12,759	12,761	51,038					
National Capital Region (NCR)					51,038	12,759	12,759	12,759	12,761	51,038					
Home Office					51,038	12,759	12,759	12,759	12,761	51,038					
PS					51,038	12,759	12,759	12,759	12,761	51,038					
Support to Operations	2000000000000000				7,781	1,945	1,945	1,945	1,946	7,781					
Legal services	200000100001000				3,904	976	976	976	976	3,904					
National Capital Region (NCR)					3,904	976	976	976	976	3,904					
Home Office					3,904	976	976	976	976	3,904					
PS					3,904	976	976	976	976	3,904					
Coordination, integration, planning and monitoring of foreign policy	200000100002000				3,877	969	969	969	970	3,877					
National Capital Region (NCR)					3,877	969	969	969	970	3,877					
Home Office					3,877	969	969	969	970	3,877					
PS					3,877	969	969	969	970	3,877					
Operations	3000000000000000				79,870	19,925	19,925	19,925	20,095	79,870					
OO : Foreign relations strengthened to promote national development and international cooperation	3100000000000000				58,145	14,504	14,504	14,504	14,633	58,145					
DIPLOMACY PROGRAM	3101000000000000				58,145	14,504	14,504	14,504	14,633	58,145					
Formulation, coordination and supervision of foreign policy	310100100001000				16,248	4,060	4,060	4,060	4,068	16,248					
National Capital Region (NCR)					16,248	4,060	4,060	4,060	4,068	16,248					
Damascus, Syria					155	38	38	38	41	155					
PS					155	38	38	38	41	155					
Geneva, Switzerland - WTO					58	14	14	14	16	58					

Particulars	UACS CODE	Current Year's Obligation			Budget Year Obligation Program										
		Actual Jan.1- Sept.30	Estimate Oct.1- Dec.30	Total	Total	COMPREHENSIVE RELEASE					FOR LATER RELEASE(Negative List)				
						Q1	Q2	Q3	Q4	Sub Total	Q1	Q2	Q3	Q4	Sub Total
1	2	3	4	5=3+4	6=11+16	7	8	9	10	11=7+8+9+10	12	13	14	15	16=12+13+14+15
PS					58	14	14	14	16	58					
Home Office					16,035	4,008	4,008	4,008	4,011	16,035					
PS					16,035	4,008	4,008	4,008	4,011	16,035					
Conduct of bilateral and multilateral relations in accordance with foreign policy directives	310100100002000				41,897	10,444	10,444	10,444	10,565	41,897					
National Capital Region (NCR)					41,897	10,444	10,444	10,444	10,565	41,897					
Abu Dhabi, United Arab Emirates (UAE)					807	201	201	201	204	807					
PS					807	201	201	201	204	807					
Abuja, Nigeria					506	126	126	126	128	506					
PS					506	126	126	126	128	506					
Amman, Jordan					755	188	188	188	191	755					
PS					755	188	188	188	191	755					
Ankara, Turkey					577	144	144	144	145	577					
PS					577	144	144	144	145	577					
Athens, Greece					582	145	145	145	147	582					
PS					582	145	145	145	147	582					
Baghdad, Iraq					951	237	237	237	240	951					
PS					951	237	237	237	240	951					
Bangkok, Thailand					1,094	273	273	273	275	1,094					
PS					1,094	273	273	273	275	1,094					
Beijing, People's Republic of China					736	184	184	184	184	736					
PS					736	184	184	184	184	736					
Beirut, Lebanon					551	137	137	137	140	551					
PS					551	137	137	137	140	551					
Berlin, Germany					778	194	194	194	196	778					
PS					778	194	194	194	196	778					
Berne, Switzerland					703	175	175	175	178	703					
PS					703	175	175	175	178	703					
Brasilia, Brazil					624	156	156	156	156	624					
PS					624	156	156	156	156	624					
Bandar Seri Begawan, Brunei Darussalam					620	155	155	155	155	620					
PS					620	155	155	155	155	620					
Brussels, Belgium					709	177	177	177	178	709					
PS					709	177	177	177	178	709					
Budapest, Hungary					422	105	105	105	107	422					
PS					422	105	105	105	107	422					
Buenos Aires, Argentina					443	110	110	110	113	443					

Particulars	UACS CODE	Current Year's Obligation			Budget Year Obligation Program										
		Actual Jan.1- Sept.30	Estimate Oct.1- Dec.30	Total	Total	COMPREHENSIVE RELEASE					FOR LATER RELEASE(Negative List)				
						Q1	Q2	Q3	Q4	Sub Total	Q1	Q2	Q3	Q4	Sub Total
1	2	3	4	5=3+4	6=11+16	7	8	9	10	11=7+8+9+10	12	13	14	15	16=12+13+14+15
PS					443	110	110	110	113	443					
Cairo, Arab Republic of Egypt					676	169	169	169	169	676					
PS					676	169	169	169	169	676					
Canberra, Australia					942	235	235	235	237	942					
PS					942	235	235	235	237	942					
Damascus, Syria					106	26	26	26	28	106					
PS					106	26	26	26	28	106					
Dhaka, Bangladesh					631	157	157	157	160	631					
PS					631	157	157	157	160	631					
Dili, Timor-Leste					373	93	93	93	94	373					
PS					373	93	93	93	94	373					
Doha, Qatar					748	187	187	187	187	748					
PS					748	187	187	187	187	748					
Hanoi, Vietnam					802	200	200	200	202	802					
PS					802	200	200	200	202	802					
Islamabad, Pakistan					935	233	233	233	236	935					
PS					935	233	233	233	236	935					
Jakarta, Indonesia					1,252	313	313	313	313	1,252					
PS					1,252	313	313	313	313	1,252					
Kuala Lumpur, Malaysia					779	194	194	194	197	779					
PS					779	194	194	194	197	779					
Kuwait					1,046	261	261	261	263	1,046					
PS					1,046	261	261	261	263	1,046					
Lisbon, Portugal					25	6	6	6	7	25					
PS					25	6	6	6	7	25					
London, United Kingdom					1,170	292	292	292	294	1,170					
PS					1,170	292	292	292	294	1,170					
Madrid, Spain					407	101	101	101	104	407					
PS					407	101	101	101	104	407					
Manama, Bahrain					758	189	189	189	191	758					
PS					758	189	189	189	191	758					
Mexico City, Mexico					904	226	226	226	226	904					
PS					904	226	226	226	226	904					
Moscow, Russia					415	103	103	103	106	415					
PS					415	103	103	103	106	415					
Muscat, Oman					663	165	165	165	168	663					
PS					663	165	165	165	168	663					


Particulars	UACS CODE	Current Year's Obligation			Budget Year Obligation Program										
		Actual Jan.1- Sept.30	Estimate Oct.1- Dec.30	Total	Total	COMPREHENSIVE RELEASE					FOR LATER RELEASE(Negative List)				
						Q1	Q2	Q3	Q4	Sub Total	Q1	Q2	Q3	Q4	Sub Total
1	2	3	4	5=3+4	6=11+16	7	8	9	10	11=7+8+9+10	12	13	14	15	16=12+13+14+15
Nairobi, Kenya					279	69	69	69	72	279					
PS					279	69	69	69	72	279					
New Delhi, India					698	174	174	174	176	698					
PS					698	174	174	174	176	698					
Oslo, Norway					148	37	37	37	37	148					
PS					148	37	37	37	37	148					
Ottawa, Canada					560	140	140	140	140	560					
PS					560	140	140	140	140	560					
Paris, France					543	135	135	135	138	543					
PS					543	135	135	135	138	543					
Port Moresby, Papua New Guinea					135	33	33	33	36	135					
PS					135	33	33	33	36	135					
Prague, Czech Republic					472	118	118	118	118	472					
PS					472	118	118	118	118	472					
Pretoria, South Africa					241	60	60	60	61	241					
PS					241	60	60	60	61	241					
Riyadh, Saudi Arabia					1,039	259	259	259	262	1,039					
PS					1,039	259	259	259	262	1,039					
Rome, Italy					446	111	111	111	113	446					
PS					446	111	111	111	113	446					
Santiago, Chile					470	117	117	117	119	470					
PS					470	117	117	117	119	470					
Seoul, South Korea					744	186	186	186	186	744					
PS					744	186	186	186	186	744					
Singapore					1,003	250	250	250	253	1,003					
PS					1,003	250	250	250	253	1,003					
Tehran, Iran					579	144	144	144	147	579					
PS					579	144	144	144	147	579					
Tel-Aviv, Israel					528	132	132	132	132	528					
PS					528	132	132	132	132	528					
The Hague, Netherlands					751	187	187	187	190	751					
PS					751	187	187	187	190	751					
Tokyo, Japan					1,434	358	358	358	360	1,434					
PS					1,434	358	358	358	360	1,434					
Tripoli, Libya					495	123	123	123	126	495					
PS					495	123	123	123	126	495					
Vatican (Holy See)					285	71	71	71	72	285					

Particulars	UACS CODE	Current Year's Obligation			Budget Year Obligation Program										
		Actual Jan.1- Sept.30	Estimate Oct.1- Dec.30	Total	Total	COMPREHENSIVE RELEASE					FOR LATER RELEASE(Negative List)				
						Q1	Q2	Q3	Q4	Sub Total	Q1	Q2	Q3	Q4	Sub Total
1	2	3	4	5=3+4	6=11+16	7	8	9	10	11=7+8+9+10	12	13	14	15	16=12+13+14+15
PS					285	71	71	71	72	285					
Vienna, Austria					829	207	207	207	208	829					
PS					829	207	207	207	208	829					
Vientiane, Laos					370	92	92	92	94	370					
PS					370	92	92	92	94	370					
Warsaw, Poland					256	64	64	64	64	256					
PS					256	64	64	64	64	256					
Washington, D.C., USA					1,071	267	267	267	270	1,071					
PS					1,071	267	267	267	270	1,071					
Wellington, New Zealand					667	166	166	166	169	667					
PS					667	166	166	166	169	667					
Yangon, Myanmar					441	110	110	110	111	441					
PS					441	110	110	110	111	441					
Chongqing, China					118	29	29	29	31	118					
PS					118	29	29	29	31	118					
Dubai, UAE					291	72	72	72	75	291					
PS					291	72	72	72	75	291					
Milan, Italy					503	125	125	125	128	503					
PS					503	125	125	125	128	503					
New York City, New York, USA					1,645	411	411	411	412	1,645					
PS					1,645	411	411	411	412	1,645					
Xiamen, People's Republic of China					449	112	112	112	113	449					
PS					449	112	112	112	113	449					
Geneva, Switzerland					710	177	177	177	179	710					
PS					710	177	177	177	179	710					
Home Office					207	51	51	51	54	207					
PS					207	51	51	51	54	207					
OO : Overseas Filipinos protected and engaged, and consular services improved	3200000000000000				21,725	5,421	5,421	5,421	5,462	21,725					
CONSULAR / ATN PROGRAM	3201000000000000				21,725	5,421	5,421	5,421	5,462	21,725					
Provision of consular services including issuance of passports, visas and other consular documents	320100100001000				21,725	5,421	5,421	5,421	5,462	21,725					
National Capital Region (NCR)					21,725	5,421	5,421	5,421	5,462	21,725					
Damascus, Syria					60	15	15	15	15	60					
PS					60	15	15	15	15	60					
Jakarta, Indonesia					50	12	12	12	14	50					
PS					50	12	12	12	14	50					
Lisbon, Portugal					36	9	9	9	9	36					

Particulars	UACS CODE	Current Year's Obligation			Budget Year Obligation Program										
		Actual Jan.1- Sept.30	Estimate Oct.1- Dec.30	Total 5=3+4	Total 6=11+16	COMPREHENSIVE RELEASE					FOR LATER RELEASE(Negative List)				
						Q1	Q2	Q3	Q4	Sub Total 11=7+8+9+10	Q1	Q2	Q3	Q4	Sub Total 16=12+13+14+15+16
1	2	3	4	5=3+4	6=11+16	7	8	9	10	11=7+8+9+10	12	13	14	15	16=12+13+14+15+16
PS					36	9	9	9	9	36					
Oslo, Norway					241	60	60	60	61	241					
PS					241	60	60	60	61	241					
Phnom Penh, Cambodia					831	207	207	207	210	831					
PS					831	207	207	207	210	831					
Warsaw, Poland					71	17	17	17	20	71					
PS					71	17	17	17	20	71					
Agana, Guam, United States of America (USA)					638	159	159	159	161	638					
PS					638	159	159	159	161	638					
Chicago, Illinois, USA					584	146	146	146	146	584					
PS					584	146	146	146	146	584					
Chongqing, China					22	5	5	5	7	22					
PS					22	5	5	5	7	22					
Dubai, UAE					238	59	59	59	61	238					
PS					238	59	59	59	61	238					
Guangzhou, People's Republic of China					393	98	98	98	99	393					
PS					393	98	98	98	99	393					
Hongkong Special Administrative Region, People's Republic of China					1,152	288	288	288	288	1,152					
PS					1,152	288	288	288	288	1,152					
Honolulu, Hawaii, USA					512	128	128	128	128	512					
PS					512	128	128	128	128	512					
Jeddah, Kingdom of Saudi Arabia					1,018	254	254	254	256	1,018					
PS					1,018	254	254	254	256	1,018					
Los Angeles, California, USA					1,191	297	297	297	300	1,191					
PS					1,191	297	297	297	300	1,191					
Macau, China					65	16	16	16	17	65					
PS					65	16	16	16	17	65					
Manado, Celebes, Indonesia					390	97	97	97	99	390					
PS					390	97	97	97	99	390					
New York City, New York, USA					51	12	12	12	15	51					
PS					51	12	12	12	15	51					
Osaka, Japan					742	185	185	185	187	742					
PS					742	185	185	185	187	742					
San Francisco, California, USA					1,039	259	259	259	262	1,039					
PS					1,039	259	259	259	262	1,039					
Shanghai, People's Republic of China					562	140	140	140	142	562					

Particulars	UACS CODE	Current Year's Obligation			Budget Year Obligation Program										
		Actual Jan.1- Sept.30	Estimate Oct.1- Dec.30	Total	Total	COMPREHENSIVE RELEASE					FOR LATER RELEASE(Negative List)				
		3	4	5=3+4	6=11+16	7	8	9	10	11=7+8+9+10	12	13	14	15	16=12+13+14+15
1	2	3	4	5=3+4	6=11+16	7	8	9	10	11=7+8+9+10	12	13	14	15	16=12+13+14+15
PS					562	140	140	140	142	562					
Sydney, Australia					999	249	249	249	252	999					
PS					999	249	249	249	252	999					
Toronto, Canada					941	235	235	235	236	941					
PS					941	235	235	235	236	941					
Vancouver, B.C., Canada					585	146	146	146	147	585					
PS					585	146	146	146	147	585					
New York City, New York, USA					982	245	245	245	247	982					
PS					982	245	245	245	247	982					
Home Office					8,332	2,083	2,083	2,083	2,083	8,332					
PS					8,332	2,083	2,083	2,083	2,083	8,332					

Prepared By:



ALEX G. CHUA
Assistant Secretary
Office of Financial Management Services
Date:

In coordination with:



DENIS Y. LEPTAN
Assistant Secretary
Office of Policy Planning & Coordination
Date:

Approved By:



LINGLINGAY F. LACANLALÉ
Undersecretary
(By the Authority of the Secretary of Foreign Affairs)
Date:

This report was generated using the Unified Reporting System on 07/11/2017 21:08
BED Level: 01 - Agency Submission (NEP)

FY 2018 FINANCIAL PLAN
(In Thousand Pesos)

Department : Department of Foreign Affairs (DFA)
 Agency : Office of the Secretary
 Operating Unit : ALL
 Organization Code (UACS) : 120010000000
 Report Status : ALL

Particulars	UACS CODE	Current Year's Obligation			Budget Year Obligation Program										
		Actual Jan.1- Sept.30	Estimate Oct.1- Dec.30	Total	Total	COMPREHENSIVE RELEASE					FOR LATER RELEASE(Negative List)				
		3	4	5=3+4	6=11+16	7	8	9	10	11=7+8+9+10	12	13	14	15	16=12+13+14+15
1	2	3	4	5=3+4	6=11+16	7	8	9	10	11=7+8+9+10	12	13	14	15	16=12+13+14+15
Part A		12,668,786	3,962,790	16,631,576											
Specific Budgets of National Government Agencies	101101	12,577,217	3,934,399	16,511,616											
General Administration and Support	0000010000000000	1,176,051	1,459,748	2,635,799											
General management and supervision	1030010001000000	1,176,051	1,456,699	2,632,750											
National Capital Region (NCR)		1,176,051	1,456,699	2,632,750											
Home Office		1,176,051	1,456,699	2,632,750											
PS		330,615	156,041	486,656											
MOOE		397,221	451,141	848,362											
FINEX		2,988	12	3,000											
CO		445,227	849,505	1,294,732											
Administration of Personnel Benefits	1030010002000000		3,049	3,049											
National Capital Region (NCR)			3,049	3,049											
Home Office			3,049	3,049											
PS			3,049	3,049											
Support to Operations	0000020000000000	24,711	50,995	75,706											
Support to Foreign Policy Planning and Formulation	0000020001000000	24,711	50,995	75,706											
Legal services	1010020001000001	14,140	12,825	26,965											
National Capital Region (NCR)		14,140	12,825	26,965											
Home Office		14,140	12,825	26,965											
PS		12,232	9,741	21,973											
MOOE		1,908	3,084	4,992											
Coordination, integration, planning and monitoring of foreign policy	1010020001000002	10,571	38,170	48,741											
National Capital Region (NCR)		10,571	38,170	48,741											
Home Office		10,571	38,170	48,741											
PS		5,803	30,862	36,665											
MOOE		4,768	7,308	12,076											
Operations	0000030000000000	11,371,455	2,423,656	13,795,111											
MFO 1: FOREIGN POLICY SERVICES	0000030100000000	2,107,797	863,312	2,971,109											
Foreign Policy Planning and Formulation	0000030101000000	2,107,797	863,312	2,971,109											

Particulars	UACS CODE	Current Year's Obligation			Budget Year Obligation Program										
		Actual Jan.1- Sept.30	Estimate Oct.1- Dec.30	Total	Total	COMPREHENSIVE RELEASE					FOR LATER RELEASE(Negative List)				
						Q1	Q2	Q3	Q4	Sub Total	Q1	Q2	Q3	Q4	Sub Total
1	2	3	4	5=3+4	6=11+16	7	8	9	10	11=7+8+9+10	12	13	14	15	16=12+13+14+15
Conduct of studies and formulation of foreign policies	101003010100001	477,440	240,564	718,004											
National Capital Region (NCR)		477,440	240,564	718,004											
Damascus, Syria			1,440	1,440											
PS			1,440	1,440											
Home Office		477,440	239,124	716,564											
PS		83,535	24,392	107,927											
MOOE		393,905	214,732	608,637											
Coordination, evaluation and monitoring of Philippine participation in the United Nations (UN), Association of Southeast Asian Nations (ASEAN), and other international and regional organizations	101003010100002	1,630,357	622,748	2,253,105											
National Capital Region (NCR)		1,630,357	622,748	2,253,105											
Home Office		1,630,357	622,748	2,253,105											
PS		40,141	16,361	56,502											
MOOE		1,590,216	606,387	2,196,603											
MFO 2: DIPLOMATIC AND CONSULAR SERVICES	000003020000000	9,263,658	1,560,344	10,824,002											
Provision of Diplomatic and Consular Services	000003020100000	9,263,658	1,560,344	10,824,002											
Implementation of foreign policies and the protection of national interests of Filipinos abroad, including the processing and issuance of passports, visas and other legal documents	101003020100001	8,944,941	1,501,489	10,446,430											
National Capital Region (NCR)		8,944,941	1,501,489	10,446,430											
Abu Dhabi, United Arab Emirates (UAE)		99,070	21,988	121,058											
PS		82,121	17,762	99,883											
MOOE		16,845	4,193	21,038											
FINEX		104	33	137											
Abuja, Nigeria		55,486	4,803	60,289											
PS		39,643		39,643											
MOOE		15,838	4,803	20,641											
FINEX		5		5											
Amman, Jordan		60,286	33,543	93,829											
PS		44,085	28,775	72,860											
MOOE		16,177	4,765	20,942											
FINEX		24	3	27											
Ankara, Turkey		66,933	5,226	72,159											
PS		50,029	2,369	52,398											
MOOE		16,891	2,820	19,711											
FINEX		13	37	50											
Athens, Greece		61,258	22,760	84,018											

Particulars	UACS CODE	Current Year's Obligation			Budget Year Obligation Program										
		Actual Jan.1- Sept.30	Estimate Oct.1- Dec.30	Total	Total	COMPREHENSIVE RELEASE					FOR LATER RELEASE(Negative List)				
						Q1	Q2	Q3	Q4	Sub Total	Q1	Q2	Q3	Q4	Sub Total
1	2	3	4	5=3+4	6=11+16	7	8	9	10	11=7+8+9+10	12	13	14	15	16=12+13+14+15
PS		47,858	17,693	65,551											
MOOE		13,393	5,054	18,447											
FINEX		7	13	20											
Baghdad, Iraq		31,480	20,606	52,086											
PS		17,699	20,120	37,819											
MOOE		13,686	455	14,141											
FINEX		95	31	126											
Bangkok, Thailand		72,419	19,701	92,120											
PS		58,988	15,953	74,941											
MOOE		13,347	3,718	17,065											
FINEX		84	30	114											
Beijing, People's Republic of China		115,060	30,873	145,933											
PS		87,999	21,576	109,575											
MOOE		26,971	9,267	36,238											
FINEX		90	30	120											
Beirut, Lebanon		58,377	19,544	77,921											
PS		44,598	14,208	58,806											
MOOE		13,770	5,333	19,103											
FINEX		9	3	12											
Berlin, Germany		95,943	30,004	125,947											
PS		70,218	15,397	85,615											
MOOE		25,564	14,524	40,088											
FINEX		161	83	244											
Berne, Switzerland		59,568	10,009	69,577											
PS		44,729	6,772	51,501											
MOOE		14,748	3,214	17,962											
FINEX		91	23	114											
Brasilia, Brazil		43,511	14,778	58,289											
PS		30,258	10,749	41,007											
MOOE		12,757	4,029	16,786											
FINEX		496		496											
Bandar Seri Begawan, Brunei Darussalam		59,277	12,394	71,671											
PS		48,745	9,472	58,217											
MOOE		10,387	2,873	13,260											
FINEX		145	49	194											
Brussels, Belgium		83,014	9,522	92,536											
PS		69,531	5,041	74,572											

Particulars	UACS CODE	Current Year's Obligation			Budget Year Obligation Program										
		Actual	Estimate	Total	Total	COMPREHENSIVE RELEASE					FOR LATER RELEASE(Negative List)				
		Jan.1- Sept.30	Oct.1- Dec.30			Q1	Q2	Q3	Q4	Sub Total	Q1	Q2	Q3	Q4	Sub Total
1	2	3	4	5=3+4	6=11+16	7	8	9	10	11=7+8+9+10	12	13	14	15	16=12+13+14+15
MOOE		13,405	4,468	17,873											
FINEX		78	13	91											
Budapest, Hungary		41,295	7,626	48,921											
PS		31,590	4,834	36,424											
MOOE		9,393	2,630	12,023											
FINEX		312	162	474											
Buenos Aires, Argentina		37,792	10,000	47,792											
PS		27,047	6,241	33,288											
MOOE		10,494	3,759	14,253											
FINEX		251		251											
Cairo, Arab Republic of Egypt		48,455	16,300	64,755											
PS		39,956	13,316	53,272											
MOOE		8,474	2,975	11,449											
FINEX		25	9	34											
Canberra, Australia		76,833	17,588	94,421											
PS		54,647	12,299	66,946											
MOOE		22,036	5,241	27,277											
FINEX		150	48	198											
Damascus, Syria		50,215	11,375	61,590											
PS		32,661	4,349	37,010											
MOOE		17,518	7,015	24,533											
FINEX		36	11	47											
Dhaka, Bangladesh		34,733	9,473	44,206											
PS		24,896	6,716	31,612											
MOOE		9,833	2,756	12,589											
FINEX		4	1	5											
Dili, Timor-Leste		30,046	6,090	36,136											
PS		20,482	1,617	22,099											
MOOE		9,562	4,473	14,035											
FINEX		2		2											
Doha, Qatar		88,529	12,883	101,412											
PS		74,385	10,930	85,315											
MOOE		14,134	1,940	16,074											
FINEX		10	13	23											
Hanoi, Vietnam		42,337	8,194	50,531											
PS		33,115	5,398	38,513											
MOOE		9,103	2,796	11,899											

Particulars	UACS CODE	Current Year's Obligation			Budget Year Obligation Program										
		Actual Jan.1- Sept.30	Estimate Oct.1- Dec.30	Total	Total	COMPREHENSIVE RELEASE					FOR LATER RELEASE(Negative List)				
						Q1	Q2	Q3	Q4	Sub Total	Q1	Q2	Q3	Q4	Sub Total
1	2	3	4	5=3+4	6=11+16	7	8	9	10	11=7+8+9+10	12	13	14	15	16=12+13+14+15
FINEX		119		119											
Islamabad, Pakistan		40,980	20,193	61,173											
PS		29,268	16,356	45,624											
MOOE		11,712	3,837	15,549											
Jakarta, Indonesia		62,934	22,251	85,185											
PS		48,784	16,839	65,623											
MOOE		14,110	5,412	19,522											
FINEX		40		40											
Kuala Lumpur, Malaysia		108,936	24,829	133,765											
PS		87,442	15,299	102,741											
MOOE		21,459	9,518	30,977											
FINEX		35	12	47											
Kuwait		97,716	15,100	112,816											
PS		80,349	11,959	92,308											
MOOE		17,312	3,117	20,429											
FINEX		55	24	79											
Lisbon, Portugal		42,860	8,209	51,069											
PS		32,426	4,095	36,521											
MOOE		10,320	4,114	14,434											
FINEX		114		114											
London, United Kingdom		135,365	41,183	176,548											
PS		104,951	33,402	138,353											
MOOE		29,822	7,583	37,405											
FINEX		592	198	790											
Madrid, Spain		86,299	18,200	104,499											
PS		65,690	13,936	79,626											
MOOE		20,165	4,136	24,301											
FINEX		444	128	572											
Manama, Bahrain		65,262	12,657	77,919											
PS		50,825	11,615	62,440											
MOOE		14,417	1,042	15,459											
FINEX		20		20											
Mexico City, Mexico		55,180	12,873	68,053											
PS		41,448	8,988	50,436											
MOOE		13,601	3,885	17,486											
FINEX		131		131											
Moscow, Russia		89,136	5,845	94,981											

Particulars	UACS CODE	Current Year's Obligation			Budget Year Obligation Program										
		Actual Jan.1- Sept.30	Estimate Oct.1- Dec.30	Total	Total	COMPREHENSIVE RELEASE					FOR LATER RELEASE(Negative List)				
						Q1	Q2	Q3	Q4	Sub Total	Q1	Q2	Q3	Q4	Sub Total
1	2	3	4	5=3+4	6=11+16	7	8	9	10	11=7+8+9+10	12	13	14	15	16=12+13+14+15
PS		72,090	3,293	75,383											
MOOE		17,008	2,438	19,446											
FINEX		38	114	152											
Muscat, Oman		56,630	10,991	67,621											
PS		44,120	8,747	52,867											
MOOE		12,457	2,216	14,673											
FINEX		53	28	81											
Nairobi, Kenya		46,081	19,733	65,814											
PS		31,271	14,532	45,803											
MOOE		14,770	5,201	19,971											
FINEX		40		40											
New Delhi, India		53,694	14,584	68,278											
PS		42,119	10,774	52,893											
MOOE		11,558	3,804	15,362											
FINEX		17	6	23											
Oslo, Norway		84,456	13,547	98,003											
PS		63,649	5,113	68,762											
MOOE		20,604	8,350	28,954											
FINEX		203	84	287											
Ottawa, Canada		72,624	22,034	94,658											
PS		53,061	10,106	63,167											
MOOE		19,461	11,907	31,368											
FINEX		102	21	123											
Paris, France		99,707	2,994	102,701											
PS		79,793	1,061	80,854											
MOOE		19,670	1,860	21,530											
FINEX		244	73	317											
Phnom Penh, Cambodia		35,678	9,170	44,848											
PS		28,839	6,138	34,977											
MOOE		6,816	3,032	9,848											
FINEX		23		23											
Port Moresby, Papua New Guinea		30,347	9,359	39,706											
PS		23,192	7,584	30,776											
MOOE		7,115	1,775	8,890											
FINEX		40		40											
Prague, Czech Republic		31,462	12,050	43,512											
PS		23,358	9,206	32,564											

Particulars	UACS CODE	Current Year's Obligation			Budget Year Obligation Program										
		Actual Jan.1- Sept.30	Estimate Oct.1- Dec.30	Total	Total	COMPREHENSIVE RELEASE					FOR LATER RELEASE(Negative List)				
						Q1	Q2	Q3	Q4	Sub Total	Q1	Q2	Q3	Q4	Sub Total
1	2	3	4	5=3+4	6=11+16	7	8	9	10	11=7+8+9+10	12	13	14	15	16=12+13+14+15
MOOE		8,078	2,840	10,918											
FINEX		26	4	30											
Pretoria, South Africa		47,355	6,373	53,728											
PS		35,038	1,957	36,995											
MOOE		11,913	4,280	16,193											
FINEX		404	136	540											
Riyadh, Saudi Arabia		162,881	37,085	199,966											
PS		130,899	26,302	157,201											
MOOE		31,883	10,783	42,666											
FINEX		99		99											
Rome, Italy		87,959	27,441	115,400											
PS		73,672	23,211	96,883											
MOOE		14,287	4,230	18,517											
Santiago, Chile		27,520	16,286	43,806											
PS		19,698	14,048	33,746											
MOOE		7,799	2,230	10,029											
FINEX		23	8	31											
Seoul, South Korea		77,874	26,364	104,238											
PS		65,456	25,618	91,074											
MOOE		12,404	746	13,150											
FINEX		14		14											
Singapore		136,619	30,335	166,954											
PS		106,722	21,980	128,702											
MOOE		29,267	8,195	37,462											
FINEX		630	160	790											
Tehran, Iran		32,170	22,522	54,692											
PS		23,074	19,866	42,940											
MOOE		9,092	2,656	11,748											
FINEX		4		4											
Tel-Aviv, Israel		88,573	29,430	118,003											
PS		66,294	18,907	85,201											
MOOE		21,449	10,523	31,972											
FINEX		830		830											
The Hague, Netherlands		75,828	17,381	93,209											
PS		65,784	14,071	79,855											
MOOE		10,044	3,310	13,354											
Tokyo, Japan		164,862	47,051	211,913											

Particulars	UACS CODE	Current Year's Obligation			Budget Year Obligation Program										
		Actual Jan.1- Sept.30	Estimate Oct.1- Dec.30	Total	Total	COMPREHENSIVE RELEASE					FOR LATER RELEASE(Negative List)				
						Q1	Q2	Q3	Q4	Sub Total	Q1	Q2	Q3	Q4	Sub Total
1	2	3	4	5=3+4	6=11+16	7	8	9	10	11=7+8+9+10	12	13	14	15	16=12+13+14+15
PS		145,509	39,759	185,268											
MOOE		19,245	7,257	26,502											
FINEX		108	35	143											
Tripoli, Libya		39,197	10,520	49,717											
PS		25,500	6,255	31,755											
MOOE		13,544	4,223	17,767											
FINEX		153	42	195											
Vatican (Holy See)		41,077	12,072	53,149											
PS		28,415	7,633	36,048											
MOOE		12,598	4,439	17,037											
FINEX		64		64											
Vienna, Austria		88,379	23,507	111,886											
PS		70,567	17,243	87,810											
MOOE		17,812	6,264	24,076											
Vientianne, Laos		36,921	13,159	50,080											
PS		28,615	11,441	40,056											
MOOE		8,214	1,692	9,906											
FINEX		92	26	118											
Warsaw, Poland		43,235	23,296	66,531											
PS		30,441	17,396	47,837											
MOOE		12,715	5,900	18,615											
FINEX		79		79											
Washington, D.C., USA		149,522	28,355	177,877											
PS		117,409	16,886	134,295											
MOOE		31,710	11,469	43,179											
FINEX		403		403											
Wellington, New Zealand		54,326	9,226	63,552											
PS		41,258	4,429	45,687											
MOOE		13,038	4,787	17,825											
FINEX		30	10	40											
Yangon, Myanmar		49,671	8,438	58,109											
PS		43,666		43,666											
MOOE		5,965	8,421	14,386											
FINEX		40	17	57											
Agana, Guam, United States of America (USA)		74,713	16,808	91,521											
PS		55,991	12,301	68,292											
MOOE		18,674	4,500	23,174											

Particulars	UACS CODE	Current Year's Obligation			Budget Year Obligation Program										
		Actual Jan.1- Sept.30	Estimate Oct.1- Dec.30	Total 5=3+4	Total 6=11+16	COMPREHENSIVE RELEASE					FOR LATER RELEASE(Negative List)				
						Q1	Q2	Q3	Q4	Sub Total	Q1	Q2	Q3	Q4	Sub Total
1	2	3	4	5=3+4	6=11+16	7	8	9	10	11=7+8+9+10	12	13	14	15	16=12+13+14+15
FINEX		48	7	55											
Chicago, Illinois, USA		78,841	18,145	96,986											
PS		60,373	16,146	76,519											
MOOE		18,291	1,857	20,148											
FINEX		177	142	319											
Chongqing, China		32,418	3,605	36,023											
PS		23,969	344	24,313											
MOOE		8,428	3,259	11,687											
FINEX		21	2	23											
Dubai, UAE		104,818	44,172	148,990											
PS		80,961	39,637	120,598											
MOOE		23,739	4,495	28,234											
FINEX		118	40	158											
Guangzhou, People's Republic of China		61,804	14,691	76,495											
PS		50,141	10,993	61,134											
MOOE		11,526	3,653	15,179											
FINEX		137	45	182											
Hongkong Special Administrative Region, People's Republic of China		131,988	33,265	165,253											
PS		110,347	26,686	137,033											
MOOE		21,629	6,579	28,208											
FINEX		12		12											
Honolulu, Hawaii, USA		72,509	18,539	91,048											
PS		58,003	11,307	69,310											
MOOE		14,402	7,198	21,600											
FINEX		104	34	138											
Jeddah, Kingdom of Saudi Arabia		126,327	25,157	151,484											
PS		101,620	20,940	122,560											
MOOE		24,685	4,125	28,810											
FINEX		22	92	114											
Los Angeles, California, USA		128,999	39,465	168,464											
PS		97,937	30,894	128,831											
MOOE		30,385	8,350	38,735											
FINEX		677	221	898											
Macau, China		51,643	7,456	59,099											
PS		37,765	6,263	44,028											
MOOE		13,861	1,187	15,048											

Particulars	UACS CODE	Current Year's Obligation			Budget Year Obligation Program										
		Actual Jan.1- Sept.30	Estimate Oct.1- Dec.30	Total	Total	COMPREHENSIVE RELEASE					FOR LATER RELEASE(Negative List)				
		3	4	5=3+4	6=11+16	7	8	9	10	11=7+8+9+10	12	13	14	15	16=12+13+14+15
1	2	3	4	5=3+4	6=11+16	7	8	9	10	11=7+8+9+10	12	13	14	15	16=12+13+14+15
FINEX		17	6	23											
Manado, Celebes, Indonesia		28,564	8,309	36,873											
PS		20,214	5,367	25,581											
MOOE		8,314	2,914	11,228											
FINEX		36	28	64											
Milan, Italy		76,680	11,415	88,095											
PS		59,198	7,156	66,354											
MOOE		17,209	4,259	21,468											
FINEX		273		273											
New York City, New York, USA		126,157	26,990	153,147											
PS		92,567	24,208	116,775											
MOOE		33,455	2,739	36,194											
FINEX		135	43	178											
Osaka, Japan		84,928	17,611	102,539											
PS		68,130	12,076	80,206											
MOOE		16,679	5,495	22,174											
FINEX		119	40	159											
San Francisco, California, USA		115,635	30,244	145,879											
PS		90,506	21,109	111,615											
MOOE		24,230	8,848	33,078											
FINEX		899	287	1,186											
Shanghai, People's Republic of China		79,600	16,109	95,709											
PS		51,146	10,847	61,993											
MOOE		28,394	5,243	33,637											
FINEX		60	19	79											
Sydney, Australia		59,233	14,488	73,721											
PS		47,717	11,467	59,184											
MOOE		11,510	3,020	14,530											
FINEX		6	1	7											
Toronto, Canada		82,841	19,024	101,865											
PS		57,773	10,052	67,825											
MOOE		24,815	8,867	33,682											
FINEX		253	105	358											
Vancouver, B.C., Canada		78,629	9,233	87,862											
PS		59,674	6,197	65,871											
MOOE		18,753	2,954	21,707											
FINEX		202	82	284											

Particulars	UACS CODE	Current Year's Obligation			Budget Year Obligation Program										
		Actual Jan.1- Sept.30	Estimate Oct.1- Dec.30	Total	Total	COMPREHENSIVE RELEASE					FOR LATER RELEASE(Negative List)				
						Q1	Q2	Q3	Q4	Sub Total	Q1	Q2	Q3	Q4	Sub Total
1	2	3	4	5=3+4	6=11+16	7	8	9	10	11=7+8+9+10	12	13	14	15	16=12+13+14
Xiamen, People's Republic of China		53,537	9,395	62,932											
PS		42,637	6,094	48,731											
MOOE		10,848	3,284	14,132											
FINEX		52	17	69											
Home Office		3,183,844	77,445	3,261,289											
PS		83,828	16,466	100,294											
MOOE		3,100,016	60,157	3,160,173											
FINEX			822	822											
Implementation/promotion of Philippine foreign policy in the UN, ASEAN, and other international and intergovernmental bodies	101003020100002	318,717	58,855	377,572											
National Capital Region (NCR)		318,717	58,855	377,572											
Geneva, Switzerland		100,931	6,542	107,473											
PS		81,638	1,669	83,307											
MOOE		19,272	4,873	24,145											
FINEX		21		21											
Geneva, Switzerland - WTO		41,321	19,333	60,654											
PS		25,394	12,167	37,561											
MOOE		15,911	7,166	23,077											
FINEX		16		16											
New York City, New York, USA		124,705	23,132	147,837											
PS		95,173	18,738	113,911											
MOOE		29,373	4,394	33,767											
FINEX		159		159											
ASEAN, Jakarta, Indonesia		51,760	9,848	61,608											
PS		37,852	1,534	39,386											
MOOE		13,840	8,314	22,154											
FINEX		68		68											
Locally-Funded Projects	0000040000000000	5,000		5,000											
Governance	0000041000000000	5,000		5,000											
Capacity Development	0000041005000000	5,000		5,000											
Philippine Studies Program at School of Oriental and African Studies (SOAS), University of London	1010041005000001	5,000		5,000											
National Capital Region (NCR)		5,000		5,000											
Home Office		5,000		5,000											
MOOE		5,000		5,000											
Retirement and Life Insurance Premiums	104102	91,569	28,391	119,960											
General Administration and Support	0000010000000000	27,038	17,283	44,321											

Particulars	UACS CODE	Current Year's Obligation			Budget Year Obligation Program										
		Actual Jan.1- Sept.30	Estimate Oct.1- Dec.30	Total	Total	COMPREHENSIVE RELEASE					FOR LATER RELEASE(Negative List)				
						Q1	Q2	Q3	Q4	Sub Total	Q1	Q2	Q3	Q4	Sub Total
1	2	3	4	5=3+4	6=11+16	7	8	9	10	11=7+8+9+10	12	13	14	15	16=12+13
General management and supervision	103001000100000	27,038	17,283	44,321											
National Capital Region (NCR)		27,038	17,283	44,321											
Home Office		27,038	17,283	44,321											
PS		27,038	17,283	44,321											
Support to Operations	000002000000000	2,650	2,741	5,391											
Support to Foreign Policy Planning and Formulation	000002000100000	2,650	2,741	5,391											
Legal services	101002000100001	882	1,144	2,026											
National Capital Region (NCR)		882	1,144	2,026											
Home Office		882	1,144	2,026											
PS		882	1,144	2,026											
Coordination, integration, planning and monitoring of foreign policy	101002000100002	1,768	1,597	3,365											
National Capital Region (NCR)		1,768	1,597	3,365											
Home Office		1,768	1,597	3,365											
PS		1,768	1,597	3,365											
Operations	000003000000000	61,881	8,367	70,248											
MFO 1: FOREIGN POLICY SERVICES	000003010000000	12,600	1,994	14,594											
Foreign Policy Planning and Formulation	000003010100000	12,600	1,994	14,594											
Conduct of studies and formulation of foreign policies	101003010100001	9,448	13	9,461											
National Capital Region (NCR)		9,448	13	9,461											
Damascus, Syria		131		131											
PS		131		131											
Home Office		9,317	13	9,330											
PS		9,317	13	9,330											
Coordination, evaluation and monitoring of Philippine participation in the United Nations (UN), Association of Southeast Asian Nations (ASEAN), and other international and regional organizations	101003010100002	3,152	1,981	5,133											
National Capital Region (NCR)		3,152	1,981	5,133											
Home Office		3,152	1,981	5,133											
PS		3,152	1,981	5,133											
MFO 2: DIPLOMATIC AND CONSULAR SERVICES	000003020000000	49,281	6,373	55,654											
Provision of Diplomatic and Consular Services	000003020100000	49,281	6,373	55,654											
Implementation of foreign policies and the protection of national interests of Filipinos abroad, including the processing and issuance of passports, visas and other legal documents	101003020100001	47,566	6,373	53,939											
National Capital Region (NCR)		47,566	6,373	53,939											
Abu Dhabi, United Arab Emirates (UAE)		677		677											
PS		677		677											

Particulars	UACS CODE	Current Year's Obligation			Budget Year Obligation Program										
		Actual Jan.1- Sept.30	Estimate Oct.1- Dec.30	Total	Total	COMPREHENSIVE RELEASE					FOR LATER RELEASE(Negative List)				
						Q1	Q2	Q3	Q4	Sub Total	Q1	Q2	Q3	Q4	Sub Total
1	2	3	4	5=3+4	6=11+16	7	8	9	10	11=7+8+9+10	12	13	14	15	16=12+13+14+15
Abuja, Nigeria		350	62	412											
PS		350	62	412											
Amman, Jordan		466	18	484											
PS		466	18	484											
Ankara, Turkey		497		497											
PS		497		497											
Athens, Greece		461		461											
PS		461		461											
Baghdad, Iraq		331	406	737											
PS		331	406	737											
Bangkok, Thailand		896	267	1,163											
PS		896	267	1,163											
Beijing, People's Republic of China		651		651											
PS		651		651											
Beirut, Lebanon		389	1	390											
PS		389	1	390											
Berlin, Germany		684		684											
PS		684		684											
Berne, Switzerland		570	36	606											
PS		570	36	606											
Brasilia, Brazil		366		366											
PS		366		366											
Bandar Seri Begawan, Brunei Darussalam		527	8	535											
PS		527	8	535											
Brussels, Belgium		613		613											
PS		613		613											
Budapest, Hungary		364		364											
PS		364		364											
Buenos Aires, Argentina		341	56	397											
PS		341	56	397											
Cairo, Arab Republic of Egypt		463	124	587											
PS		463	124	587											
Canberra, Australia		756		756											
PS		756		756											
Damascus, Syria		59		59											
PS		59		59											
Dhaka, Bangladesh		346	84	430											


Particulars	UACS CODE	Current Year's Obligation			Budget Year Obligation Program										
		Actual Jan.1- Sept.30	Estimate Oct.1- Dec.30	Total	Total	COMPREHENSIVE RELEASE					FOR LATER RELEASE(Negative List)				
						Q1	Q2	Q3	Q4	Sub Total	Q1	Q2	Q3	Q4	Sub Total
1	2	3	4	5=3+4	6=11+16	7	8	9	10	11=7+8+9+10	12	13	14	15	16=12+13+14+15
PS		346	84	430											
Dili, Timor-Leste		306	40	346											
PS		306	40	346											
Doha, Qatar		625		625											
PS		625		625											
Hanoi, Vietnam		486	116	602											
PS		486	116	602											
Islamabad, Pakistan		336	368	704											
PS		336	368	704											
Jakarta, Indonesia		769	374	1,143											
PS		769	374	1,143											
Kuala Lumpur, Malaysia		781		781											
PS		781		781											
Kuwait		537		537											
PS		537		537											
Lisbon, Portugal		59		59											
PS		59		59											
London, United Kingdom		900		900											
PS		900		900											
Madrid, Spain		510		510											
PS		510		510											
Manama, Bahrain		629		629											
PS		629		629											
Mexico City, Mexico		491	262	753											
PS		491	262	753											
Moscow, Russia		514		514											
PS		514		514											
Muscat, Oman		590		590											
PS		590		590											
Nairobi, Kenya		383	63	446											
PS		383	63	446											
New Delhi, India		603	185	788											
PS		603	185	788											
Oslo, Norway		331		331											
PS		331		331											
Ottawa, Canada		499		499											
PS		499		499											

Particulars	UACS CODE	Current Year's Obligation			Budget Year Obligation Program										
		Actual Jan.1- Sept.30	Estimate Oct.1- Dec.30	Total	Total	COMPREHENSIVE RELEASE					FOR LATER RELEASE(Negative List)				
						Q1	Q2	Q3	Q4	Sub Total	Q1	Q2	Q3	Q4	Sub Total
1	2	3	4	5=3+4	6=11+16	7	8	9	10	11=7+8+9+10	12	13	14	15	16=12+13+14+15
Paris, France		450		450											
PS		450		450											
Phnom Penh, Cambodia		445	289	734											
PS		445	289	734											
Port Moresby, Papua New Guinea		169	166	335											
PS		169	166	335											
Prague, Czech Republic		203	211	414											
PS		203	211	414											
Pretoria, South Africa		218		218											
PS		218		218											
Riyadh, Saudi Arabia		918		918											
PS		918		918											
Rome, Italy		506		506											
PS		506		506											
Santiago, Chile		287	126	413											
PS		287	126	413											
Seoul, South Korea		671		671											
PS		671		671											
Singapore		770		770											
PS		770		770											
Tehran, Iran		347	202	549											
PS		347	202	549											
Tel-Aviv, Israel		355		355											
PS		355		355											
The Hague, Netherlands		654		654											
PS		654		654											
Tokyo, Japan		1,153		1,153											
PS		1,153		1,153											
Tripoli, Libya		373	119	492											
PS		373	119	492											
Vatican (Holy See)		146		146											
PS		146		146											
Vienna, Austria		627		627											
PS		627		627											
Vientianne, Laos		324		324											
PS		324		324											
Warsaw, Poland		190		190											


Particulars	UACS CODE	Current Year's Obligation			Budget Year Obligation Program										
		Actual Jan.1- Sept.30	Estimate Oct.1- Dec.30	Total	Total	COMPREHENSIVE RELEASE					FOR LATER RELEASE(Negative List)				
						Q1	Q2	Q3	Q4	Sub Total	Q1	Q2	Q3	Q4	Sub Total
1	2	3	4	5=3+4	6=11+16	7	8	9	10	11=7+8+9+10	12	13	14	15	16=12+13+14+15
PS		190		190											
Washington, D.C., USA		1,027		1,027											
PS		1,027		1,027											
Wellington, New Zealand		493		493											
PS		493		493											
Yangon, Myanmar		377		377											
PS		377		377											
Agana, Guam, United States of America (USA)		423		423											
PS		423		423											
Chicago, Illinois, USA		759		759											
PS		759		759											
Chongqing, China		134		134											
PS		134		134											
Dubai, UAE		368		368											
PS		368		368											
Guangzhou, People's Republic of China		344		344											
PS		344		344											
Hongkong Special Administrative Region, People's Republic of China		897		897											
PS		897		897											
Honolulu, Hawaii, USA		663		663											
PS		663		663											
Jeddah, Kingdom of Saudi Arabia		922		922											
PS		922		922											
Los Angeles, California, USA		965		965											
PS		965		965											
Macau, China		124		124											
PS		124		124											
Manado, Celebes, Indonesia		272	105	377											
PS		272	105	377											
Milan, Italy		312		312											
PS		312		312											
New York City, New York, USA		1,314		1,314											
PS		1,314		1,314											
Osaka, Japan		654		654											
PS		654		654											
San Francisco, California, USA		824		824											

Particulars	UACS CODE	Current Year's Obligation			Budget Year Obligation Program										
		Actual Jan.1- Sept.30	Estimate Oct.1- Dec.30	Total	Total	COMPREHENSIVE RELEASE					FOR LATER RELEASE(Negative List)				
		3	4	5=3+4	6=11+16	Q1	Q2	Q3	Q4	Sub Total	Q1	Q2	Q3	Q4	Sub Total
1	2	3	4	5=3+4	6=11+16	7	8	9	10	11=7+8+9+10	12	13	14	15	16=12+13
PS		824		824											
Shanghai, People's Republic of China		371		371											
PS		371		371											
Sydney, Australia		691	185	876											
PS		691	185	876											
Toronto, Canada		645		645											
PS		645		645											
Vancouver, B.C., Canada		524		524											
PS		524		524											
Xiamen, People's Republic of China		423		423											
PS		423		423											
Home Office		6,078	2,500	8,578											
PS		6,078	2,500	8,578											
Implementation/promotion of Philippine foreign policy in the UN, ASEAN, and other international and intergovernmental bodies	101003020100002	1,715		1,715											
National Capital Region (NCR)		1,715		1,715											
New York City, New York, USA		48		48											
PS		48		48											
Geneva, Switzerland		755		755											
PS		755		755											
Geneva, Switzerland - WTO		57		57											
PS		57		57											
New York City, New York, USA		855		855											
PS		855		855											


Prepared By:


ALEX G. CHUA
 Assistant Secretary
 Office of Financial Management Services
 Date:

In coordination with:


DENIS Y. LEPARIAN
 Assistant Secretary
 Office of Policy Planning & Coordination
 Date:

Approved By:


LINGLINGAY F. LACANLALE
 Undersecretary
 (By the Authority of the Secretary of Foreign Affairs)
 Date:

This report was generated using the Unified Reporting System on 07/11/2017 21:22
 BED Level: 01 - Agency Submission (NEP)