


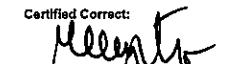
MONTHLY REPORT OF DISBURSEMENTS
For the Month of June 2017

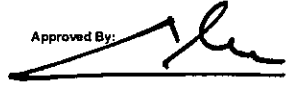
Department : DEPARTMENT OF FOREIGN AFFAIRS
 Agency : Office of the Secretary
 Operating Unit :
 Organization Code (UACS) : 12 001 00 00000
 Funding Source Code (as clustered) :

PARTICULARS	CURRENT YEAR BUDGET					PRIOR YEAR'S BUDGET											SUB-TOTAL	TRUST LIABILITIES				GRAND TOTAL					Remarks	
	PS	MOOE	Fin. Exp	CO	TOTAL	PRIOR YEAR'S ACCOUNTS PAYABLE					CURRENT YEAR'S ACCOUNTS PAYABLE							PS	MOOE	CO	TOTAL	PS	MOOE	Fin. Exp	CO	TOTAL		
						PS	MOOE	Fin. Exp	CO	Sub-Total	PS	MOOE	Fin. Exp	CO	Sub-Total	TOTAL												
1	2	3	4	5	6=(2+3+4+5)	7	8	9	10	11=(7+8+9+10)	12	13	14	15	16=(12+13+14+15)	17=(11+16)	18=(6+17)	19	20	21	22=(19+20+21)	23	24	25	26	27=(23+24+25+26)	28	
Notice of Cash Allocation (NCA)																												
MDS Checks Issued	456,397,000.20	161,839,988.43	1,211,920.57	11,407,807.73	830,855,822.92	1,137,663.42	28,038,373.85	-	5,731,027.07	34,907,064.34	-	7,970,029.82	-	4,104,375.48	12,074,405.08	48,981,469.42	677,837,292.34	-	-	-	-	457,534,863.82	197,847,391.90	1,211,026.57	21,243,310.28	877,837,292.34		
Advice to Debit Account	78,708,507.81	394,116,248.08	-	-	472,822,755.87	10,212,174.00	118,169,818.77	-	-	132,388,990.88	-	5,882,755.90	-	-	5,882,755.00	138,231,746.78	811,054,502.63	-	782,761.90	-	782,761.90	94,918,881.90	518,918,582.83	-	-	611,837,264.53		
International Commitments Fund (ICF)	-	135,815,459.82	-	-	135,815,459.82	-	-	-	-	-	-	-	-	-	-	-	135,815,459.82	-	-	-	-	135,815,459.82	-	-	-	135,815,459.82		
Working Fund (NCA Issued to BTR)	-	-	-	-	-	-	-	-	-	-	-	-	-	-	-	-	-	-	-	-	-	-	-	-	-	-		
Tax Remittance Advices Issued (TRA)	28,449,662.94	25,898,169.20	-	-	52,347,832.14	-	-	-	-	-	-	-	-	-	-	-	52,347,832.14	-	-	-	-	26,449,662.94	25,898,169.20	-	-	52,347,832.14		
Cash Disbursement Ceiling (CDC)*	157,056,606.40	58,811,919.84	(1,118,907.67)	(12,979,243.23)	199,773,375.33	444,981.49	4,049,337.97	-	-	4,494,319.46	-	33,558,004.58	-	77,125,378.84	110,683,383.40	115,177,702.85	314,951,078.18	-	-	-	-	157,501,587.88	94,419,262.37	(1,118,907.67)	64,149,135.81	314,951,078.18		
Non-Cash Availment Authority (NCAA)	-	-	-	-	-	-	-	-	-	-	-	-	-	-	-	-	-	-	-	-	-	-	-	-	-	-		
Others (CDT, BTR Docs Stamp, etc.)	-	-	-	-	-	-	-	-	-	-	-	-	-	-	-	-	-	-	-	-	-	-	-	-	-	-		
TOTAL	718,609,777.34	774,480,785.35	93,018.89	(1,568,335.50)	1,481,815,248.09	17,794,819.00	148,244,528.59	0.00	5,731,027.07	171,770,374.68	0.00	47,390,780.07	0.00	81,229,754.30	128,820,544.37	300,390,919.03	1,792,008,165.12	0.00	782,761.90	0.00	782,761.90	736,404,586.34	970,888,865.82	93,018.89	85,382,445.88	1,792,788,927.02		

* Partial (based on submitted Reports by Foreign Service Posts as of date.)
 * Negative amounts resulted from reclassifying items from CDC to NCA.

Prepared By:

 IRENE PILAR G. TECSON
 Account Examiner
 Date: 31 July 2017

Certified Correct:

 RUTAS R. PATRICIO
 Acting Chief Accountant
 Date: 31 July 2017

Approved By:

 ALEX G. CHUA
 Assistant Secretary
 Office of Financial Management Services
 Date: 02 August 2017