

**STATEMENT OF APPROPRIATIONS, ALLOTMENTS, OBLIGATIONS, DISBURSEMENTS AND BALANCES**  
As of the Quarter Ending 31 December 2018

Department: Department of Foreign Affairs (DFA)  
Agency: Office of the Secretary  
Operating Unit: All  
Organization Code (UACS): 120010000000  
Fund Cluster: 01 - Regular Agency Fund


Authorization: 01 - Current Year Appropriations

Particulars	FAR 1 CODE	UACS CODE	Appropriation			Allotments				Current Year Obligations					Current Year Disbursements					Balances					
			Authorized Appropriation	Adjustments	Adjusted Appropriations	Allotments Received	Adjustments (Withdrawal, Reassignment)	Transfer To	Transfer From	Adjusted Total Allotments	1st Quarter Ending 31-Mar	2nd Quarter Ending 30-Jun	3rd Quarter Ending Sept. 30	4th Quarter Ending Dec. 31	Total	1st Quarter Ending 31-Mar	2nd Quarter Ending 30-Jun	3rd Quarter Ending Sept. 30	4th Quarter Ending Dec. 31	Total	Unreleased Appropriations	Unobligated Allotment	Unpaid Obligations (15-20) = (23+24)		
																							Due and Demandable	Not Yet Due and	
1		2	3	4	5 = 3+4	6	7	8	9	10 = [(6 + (- 7)) - 8 + 9]	11	12	13	14	15 = (11+12+13+14)	16	17	18	19	20= (16+17+18+19)	21 = (5-10)	22 = (10-15)	23 = (15-20)	24=(15-20)	
I. Agency Specific Budget																									
Specific Budgets of National Government Agencies		1101101	19,650,259,000.00	(0.00)	19,650,259,000.00	19,319,385,024.00	(0.00)	-	-	19,319,385,024.00	12,293,036,364.96	2,107,936,028.38	1,627,698,234.99	1,134,320,213.98	17,162,990,842.32	2,125,875,649.29	1,571,278,354.15	2,925,580,979.73	4,490,623,858.34	11,113,358,841.51	330,873,976.00	2,156,394,181.68	6,049,632,000.80	-	
General Administration and Support	A.I.a.01	1000000000	3,036,069,000.00	(22,277,371.39)	3,013,791,628.61	2,936,478,342.00	(22,277,371.39)	-	-	2,914,200,970.61	384,521,085.42	1,536,655,412.40	384,486,398.98	261,197,737.89	2,566,860,634.69	125,408,806.49	314,703,694.56	402,404,784.12	385,805,974.72	1,228,323,259.89	99,590,658.00	347,340,335.92	1,338,537,374.80	-	
General management and supervision	A.I.a	103001000100000	2,904,816,000.00	(22,277,371.39)	2,882,538,628.61	2,904,816,000.00	(22,277,371.39)	-	-	2,882,538,628.61	384,521,085.42	1,504,993,072.27	384,486,398.98	261,197,737.89	2,535,198,294.56	125,408,806.49	314,703,694.56	402,404,784.12	383,986,160.02	1,226,503,445.19	-	347,340,334.05	1,308,694,849.37	-	
PS	1		551,877,000.00	(22,201,629.00)	529,675,371.00	551,877,000.00	(22,201,629.00)	-	-	529,675,371.00	84,522,497.06	140,691,482.56	104,219,122.15	103,157,697.35	432,590,799.12	82,680,133.85	38,399,111.44	125,967,782.35	87,899,826.41	334,946,854.05	-	97,084,571.88	97,643,945.07	-	
MOOE	2		1,000,662,000.00	(7,075,742.39)	993,586,257.61	1,000,662,000.00	(7,075,742.39)	-	-	993,586,257.61	122,667,933.15	409,567,412.51	256,595,512.96	120,836,290.58	909,667,149.19	39,707,539.69	74,664,650.04	208,155,725.74	275,625,184.69	598,153,100.16	-	83,919,108.42	311,514,049.04	-	
FINEX	3		3,213,000.00	7,000,000.00	10,213,000.00	3,213,000.00	7,000,000.00	-	-	10,213,000.00	3,020,856.85	5,109,163.63	40,718.41	496,085.72	8,666,824.61	3,021,132.95	727,345.06	4,422,260.88	8,170,738.89	-	1,546,175.39	496,085.72	-		
CO	6		1,349,064,000.00	(0.00)	1,349,064,000.00	1,349,064,000.00	(0.00)	-	-	1,349,064,000.00	174,309,798.36	949,625,013.57	23,631,045.46	36,707,664.24	1,184,273,521.63	-	200,912,588.02	63,859,015.15	20,461,148.92	285,232,752.09	-	164,790,478.37	899,040,769.54	-	
Administration of Personnel Benefits	A.I.b	103001000200000	131,253,000.00	-	131,253,000.00	31,662,342.00	-	-	-	31,662,342.00	-	31,662,340.13	-	-	31,662,340.13	-	-	-	-	1,819,814.70	1,819,814.70	99,590,658.00	1.87	29,842,525.43	-
PS	1		131,253,000.00	-	131,253,000.00	31,662,342.00	-	-	-	31,662,342.00	-	31,662,340.13	-	-	31,662,340.13	-	-	-	-	1,819,814.70	1,819,814.70	99,590,658.00	1.87	29,842,525.43	-
Support to Operations		2000000000	665,428,000.00	(22,464,554.61)	642,963,445.39	665,428,000.00	(22,464,554.61)	-	-	642,963,445.39	12,636,150.40	8,275,203.94	11,164,151.12	16,093,297.98	48,168,803.44	10,745,003.00	8,820,769.98	4,852,190.67	7,592,469.49	32,010,433.14	-	594,794,641.95	16,158,370.30	-	
Legal services	A.II.a	101002000100001	47,310,000.00	(19,658,169.61)	27,651,830.39	47,310,000.00	(19,658,169.61)	-	-	27,651,830.39	3,859,027.32	2,553,560.98	3,526,384.69	6,240,065.75	16,179,038.74	3,676,877.55	2,479,160.53	1,637,855.77	2,149,576.58	9,943,470.43	-	11,472,791.65	6,235,568.31	-	
PS	1		42,204,000.00	(19,733,912.00)	22,470,088.00	42,204,000.00	(19,733,912.00)	-	-	22,470,088.00	3,466,485.59	2,006,575.52	2,615,181.57	4,290,741.30	12,377,983.98	3,454,532.67	2,013,584.74	1,061,199.53	1,563,658.24	8,092,975.18	-	10,092,104.02	4,285,008.80	-	
MOOE	2		5,106,000.00	75,742.39	5,181,742.39	5,106,000.00	75,742.39	-	-	5,181,742.39	392,541.73	547,985.46	911,203.12	1,949,324.45	3,801,054.76	222,344.88	465,575.79	576,656.24	585,918.34	1,850,495.25	-	1,380,687.63	1,950,559.51	-	
FINEX	3		-	-	-	-	-	-	-	-	-	-	-	-	-	-	-	-	-	-	-	-	-	-	
CO	6		-	-	-	-	-	-	-	-	-	-	-	-	-	-	-	-	-	-	-	-	-	-	
Coordination, integration, planning and monitoring of foreign policy	A.II.b	101002000100002	53,813,000.00	(2,806,385.00)	51,006,615.00	53,813,000.00	(2,806,385.00)	-	-	51,006,615.00	8,777,123.08	5,721,642.96	7,637,766.43	9,853,232.23	31,989,764.70	7,068,125.45	6,341,609.45	3,214,334.90	5,442,892.91	22,066,962.71	-	19,016,850.30	9,922,801.99	-	
PS	1		41,532,000.00	(2,806,385.00)	38,725,615.00	41,532,000.00	(2,806,385.00)	-	-	38,725,615.00	6,871,516.25	4,462,392.41	5,523,479.75	7,941,059.15	24,798,447.56	6,848,665.82	4,439,968.40	2,335,770.78	3,233,083.41	16,857,388.41	-	13,927,167.44	7,941,059.15	-	
MOOE	2		12,281,000.00	-	12,281,000.00	12,281,000.00	-	-	-	12,281,000.00	1,905,606.83	1,259,250.55	2,114,286.68	1,912,173.08	7,191,317.14	219,559.63	1,901,641.05	878,564.12	2,209,809.50	5,209,574.30	-	5,089,682.86	1,981,742.84	-	
FINEX	3		-	-	-	-	-	-	-	-	-	-	-	-	-	-	-	-	-	-	-	-	-	-	
CO	6		-	-	-	-	-	-	-	-	-	-	-	-	-	-	-	-	-	-	-	-	-	-	
Locally-Funded Projects		4000000000	564,305,000.00	-	564,305,000.00	564,305,000.00	-	-	-	564,305,000.00	-	-	-	-	-	-	-	-	-	-	-	564,305,000.00	-	-	
Retrofitting of DFA Main Building	A.II.c	101004100500001	564,305,000.00	-	564,305,000.00	564,305,000.00	-	-	-	564,305,000.00	-	-	-	-	-	-	-	-	-	-	-	564,305,000.00	-	-	
CO	6		564,305,000.00	-	564,305,000.00	564,305,000.00	-	-	-	564,305,000.00	-	-	-	-	-	-	-	-	-	-	-	564,305,000.00	-	-	
Operations		3000000000	16,513,067,000.00	44,741,926.00	16,557,808,9																				


Particulars	FAR 1 CODE	UACS CODE	Appropriation			Allotments					Current Year Obligations					Current Year Disbursements					Balances			
			Authorized Appropriation	Adjustments	Adjusted Appropriations	Allotments Received	Adjustments (Withdrawal, Realignment)	Transfer To	Transfer From	Adjusted Total Allotments	1st Quarter Ending 31-Mar	2nd Quarter Ending 30-Jun	3rd Quarter Ending Sept. 30	4th Quarter Ending Dec. 31	Total	1st Quarter Ending 31-Mar	2nd Quarter Ending 30-Jun	3rd Quarter Ending Sept. 30	4th Quarter Ending Dec. 31	Total	Unreleased Appropriations	Unobligated Allotment	Unpaid Obligations (15-20) = (23+24)	
																							Due and Demandable	Not Yet Due and
1		2	3	4	5 = 3+4	6	7	8	9	10 = ((6 + (-) 7) - 8 + 9)	11	12	13	14	15 = (11+12+13+14)	16	17	18	19	20= (16+17+18+19)	21 = (5-10)	22 = (10-15)	23 = (15-20)	24=(15-20)
Operations		3000000000	79,870,000.00	6,550,000.00	86,420,000.00	79,870,000.00	6,550,000.00	-	-	86,420,000.00	28,880,620.74	8,529,682.68	26,359,528.08	8,702,248.56	72,472,080.06	-	-	55,385,243.07	16,906,156.90	72,291,399.97	-	13,947,919.94	180,680.09	-
OO1 : Foreign relations strengthened to promote national development and		3010000000	58,145,000.00	2,866,000.00	61,011,000.00	58,145,000.00	2,866,000.00	-	-	61,011,000.00	20,703,847.36	6,327,305.76	19,480,681.92	6,608,495.88	53,120,330.92	-	-	39,802,844.34	13,286,128.90	53,088,973.24	-	7,890,669.08	31,357.68	-
DIPLOMACY PROGRAM		3010100000	58,145,000.00	2,866,000.00	61,011,000.00	58,145,000.00	2,866,000.00	-	-	61,011,000.00	20,703,847.36	6,327,305.76	19,480,681.92	6,608,495.88	53,120,330.92	-	-	39,802,844.34	13,286,128.90	53,088,973.24	-	7,890,669.08	31,357.68	-
Formulation, coordination and supervision of foreign policy	A.III.1.a	101003010100001	16,248,000.00	(213,000.00)	16,035,000.00	16,248,000.00	(213,000.00)	-	-	16,035,000.00	4,808,151.75	1,199,100.60	4,015,706.04	1,253,637.60	11,276,595.99	-	-	8,292,592.25	2,984,003.74	11,276,595.99	-	4,758,404.01	-	-
PS	1a		16,248,000.00	(213,000.00)	16,035,000.00	16,248,000.00	(213,000.00)	-	-	16,035,000.00	4,808,151.75	1,199,100.60	4,015,706.04	1,253,637.60	11,276,595.99	-	-	8,292,592.25	2,984,003.74	11,276,595.99	-	4,758,404.01	-	-
Conduct of bilateral and multilateral relations in accordance with foreign policy	A.III.1.b	101003010100002	41,897,000.00	3,079,000.00	44,976,000.00	41,897,000.00	3,079,000.00	-	-	44,976,000.00	15,895,695.61	5,128,205.16	15,464,975.88	5,354,858.28	41,843,734.93	-	-	31,510,252.09	10,302,125.16	41,812,377.25	-	3,132,265.07	31,357.68	-
PS	1a		41,897,000.00	3,079,000.00	44,976,000.00	41,897,000.00	3,079,000.00	-	-	44,976,000.00	15,895,695.61	5,128,205.16	15,464,975.88	5,354,858.28	41,843,734.93	-	-	31,510,252.09	10,302,125.16	41,812,377.25	-	3,132,265.07	31,357.68	-
OO2 : Overseas Filipinos protected and engaged, and consular services improved		3020000000	21,725,000.00	3,684,000.00	25,409,000.00	21,725,000.00	3,684,000.00	-	-	25,409,000.00	8,176,773.38	2,202,376.92	6,878,846.16	2,093,752.68	19,351,749.14	-	-	15,582,398.73	3,620,028.00	19,202,426.73	-	6,057,250.86	149,322.41	-
CONSULAR / ATN PROGRAM		3020100000	21,725,000.00	3,684,000.00	25,409,000.00	21,725,000.00	3,684,000.00	-	-	25,409,000.00	8,176,773.38	2,202,376.92	6,878,846.16	2,093,752.68	19,351,749.14	-	-	15,582,398.73	3,620,028.00	19,202,426.73	-	6,057,250.86	149,322.41	-
Provision of consular services including issuance of passports, visas and other	A.III.2.a	101003020100001	21,725,000.00	3,684,000.00	25,409,000.00	21,725,000.00	3,684,000.00	-	-	25,409,000.00	8,176,773.38	2,202,376.92	6,878,846.16	2,093,752.68	19,351,749.14	-	-	15,582,398.73	3,620,028.00	19,202,426.73	-	6,057,250.86	149,322.41	-
PS	1a		21,725,000.00	3,684,000.00	25,409,000.00	21,725,000.00	3,684,000.00	-	-	25,409,000.00	8,176,773.38	2,202,376.92	6,878,846.16	2,093,752.68	19,351,749.14	-	-	15,582,398.73	3,620,028.00	19,202,426.73	-	6,057,250.86	149,322.41	-
Protection of the rights and promotion of welfare of overseas Filipinos	A.III.2.b	101003020100002	-	-	-	-	-	-	-	-	-	-	-	-	-	-	-	-	-	-	-	-	-	-
PS	1a		-	-	-	-	-	-	-	-	-	-	-	-	-	-	-	-	-	-	-	-	-	-
Sub-Total, Automatic Appropriations			138,689,000.00	-	138,689,000.00	138,689,000.00	-	-	-	138,689,000.00	35,748,187.85	35,471,304.36	35,469,782.16	9,246,403.32	115,935,677.69	-	-	69,771,085.94	27,054,996.22	96,826,082.16	-	22,753,322.31	19,109,595.53	-
PS			138,689,000.00	-	138,689,000.00	138,689,000.00	-	-	-	138,689,000.00	35,748,187.85	35,471,304.36	35,469,782.16	9,246,403.32	115,935,677.69	-	-	69,771,085.94	27,054,996.22	96,826,082.16	-	22,753,322.31	19,109,595.53	-
MOOE																								
FINEX																								
CO																								
III. Special Purpose Fund			-	121,475,341.00	121,475,341.00	121,475,341.00	-	-	-	121,475,341.00	49,152,042.41	12,181,038.98	10,495,028.35	16,170,000.00	87,998,109.74	26,450,668.07	31,404,679.63	-	-	57,855,347.70	-	33,477,231.26	30,142,762.04	-
Pension and Gratuity Fund		1101407	-	92,478,141.00	92,478,141.00	92,478,141.00	-	-	-	92,478,141.00	49,152,042.41	12,181,038.98	5,150,028.35	-	66,483,109.74	26,450,668.07	31,404,679.63	-	-	57,855,347.70	-	25,995,031.26	8,627,762.04	-
For payment of retirement and terminal leave benefits	A.I.a.6b	282009080200000	-	76,825,979.00	76,825,979.00	76,825,979.00	-	-	-	76,825,979.00	49,152,042.41	12,181,038.98	5,150,028.35	-	66,483,109.74	26,450,668.07	31,404,679.63	-	-	57,855,347.70	-	25,995,031.26	8,627,762.04	-
For payment of monetization of leave credits	A.I.a.6b	5010499099003	-	15,652,162.00	15,652,162.00	15,652,162.00	-	-	-	15,652,162.00	-	-	-	-	-	-	-	-	-	-	-	-	-	-
PS	1		-	92,478,141.00	92,478,141.00	92,478,141.00	-	-	-	92,478,141.00	49,152,042.41	12,181,038.98	5,150,028.35	-	66,483,109.74	26,450,668.07	31,404,679.63	-	-	57,855,347.70	-	25,995,031.26	8,627,762.04	-
Contingent Fund		9040000000	-	28,997,200.00	28,997,200.00	28,997,200.00	-	-	-	28,997,200.00	-	-	5,345,000.00	16,170,000.00	21,515,000.00	-	-	-	-	-	-	7,482,200.00	21,515,000.00	-
Fund Subsidies for Contingencies	A.I.a.6C	103009040100000	-	28,997,200.00	28,997,200.00	28,997,200.00	-	-	-	28,997,200.00	-	-	5,345,000.00	16,170,000.00	21,515,000.00	-	-	-	-	-	-	7,482,200.00	21,515,000.00	-
MOOE	2		-	28,997,200.00	28,997,200.00	28,997,200.00	-	-	-	28,997,200.00	-	-	5,345,000.00	16,170,000.00	21,515,000.00	-	-	-	-	-	-	7,482,200.00	21,515,000.00	-
Sub-Total, Special Purpose Funds			-	121,475,341.00	121,475,341.00	121,475,341.00	-	-	-	121,475,341.00	49,152,042.41	12,181,038.98	10,495,028.35	16,170,000.00	87,998,109.74	26,450,668.07	31,404,679.63	-	-	57,855,347.70	-	33,477,231.26	30,142,762.04	-
PS			-	92,478,141.00	92,478,141.00	92,478,141.00	-	-	-	92,478,141.00	49,152,042.41	12,181,038.98	5,150,028.35	-	66,483,109.74	26,450,668.07	31,404,679.63	-	-	57,855,347.70	-	25,995,031.26	8,627,762.04	-
MOOE			-	28,997,200.00	28,997,200.00	28,997,200.00	-	-	-	28,997,200.00	-	-	5,345,000.00	16,170,000.00	21,515,000.00	-	-	-	-	-	-	7,482,200.00	21,515,000.00	-
FINEX																								
CO																								
GRAND TOTAL			20,353,253,000.00	121,475,341.00	20,474,728,341.00	20,143,854,365.00	(0.00)	-	-	20,143,854,365.00	12,377,936,595.22	2,155,588,371.72	1,673,663,045.50	1,159,736,617.30	17,366,924,628.75	2,152,326,317.36	1,602,683,033.78	2,995,352,065.67	4,517,678,854.56	11,268,040,271.37	330,873,976.00	2,776,929,735.25	6,098,884,358.37	-
PS			7,553,120,000.00	92,344,401.29	7,645,464,401.29	7,400,386,483.00	(133,739.71)	-	-	7,400,252,743.29	5,414,322,568.39	507,509,559.38	460,963,696.54	462,321,330.62	6,845,117,154.95	850,191,879.94	652,274,346.08	1,146,380,662.25	1,892,590,449.03	4,550,437,337.30	245,211,658.00	555,135,588.34	2,294,679,817.65	-
MOOE			10,588,450,000.00	9,533,360.71	10,597,983,360.71	10,577,784,882.00	(19,463,839.29)	-	-	10,558,321,042.71	6,768,151,371.61	655,330,635.14	1,090,935,822.11	633,494,914.62	9,147,912,743.48	1,288,800,812.42	746,590,444.90	1,755,207,732.50	2,587,672,802.68	6,378,271,792.50	39,662,318.00	1,410,408,299.23	2,769,640,950.98	-
FINEX			21,881,000.00	18,846,579.00	40,727,579.00	21,881,000.00	18,846,579.00	-	-	40,727,579.00	21,152,856.85	5,645,163.63	8,147,951.92	368,273.79	35,314,246.19	4,333,625.00	2,905,654.78	4,422,260.88	16,954,453.93	28,615,994.59	-	5,413,332.81	6,698,251.60	-
CO			2,189,802,000.00	751,000.00	2,190,553,000.00	2,143,802,000.00	751,000.00	-	-	2,144,553,000.00	174,309,798.36	987,103,013.57	113,615,574.93	63,552,098.27	1,338,580,485.13	-	200,912,588.02	89,341,410.04	20,461,148.92	310,715,146.98	46,000,000.00	805,972,514.87	1,027,865,338.15	-

Note : This is a partial report based on available data as of 31 December 2018. These are still November and December 2018 transactions of Home Offices and Foreign Service Posts for booking and reconciliation as the closing of the books of accounts and the closing of obligations are ongoing. This report will be uploaded after the final closing of the books and obligations


Certified Correct:

  
MARY JOY B. RAMIREZ  
Acting Director, Budget Division

Certified Correct:

  
RUTAS R. PATRICIO  
Acting Chief Accountant

Recommending Approval:

  
ALEX G. CHUA  
Assistant Secretary, OFMS

Approved By:

For the Secretary of Foreign Affairs:

  
MA. THERESA B. DIZON-DE VEGA  
Officer-In-Charge, UA