


MONTHLY REPORT OF DISBURSEMENTS
For the month of October, 2018

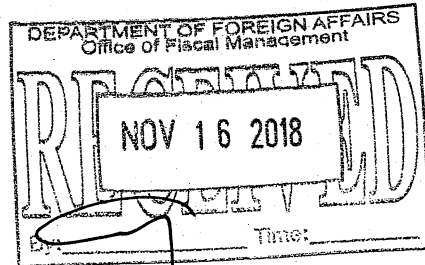
Department: Department of Foreign Affairs (DFA)					Agency: Office of the Secretary										Operating Unit: All												
Organization Code (UACS): 120010000000					Fund Cluster: 01 - Regular Agency Fund										Report Status: ALL												
PARTICULARS	CURRENT YEAR BUDGET					PRIOR YEAR'S ACCOUNTS PAYABLE					CURRENT YEAR'S ACCOUNTS PAYABLE					SUB-TOTAL	TRUST LIABILITIES				GRAND TOTAL				REMARKS		
	PS	MOOE	Fin. Exp	CO	TOTAL	PS	MOOE	Fin. Exp	CO	Sub-Total	PS	MOOE	Fin. Exp	CO	Sub-Total		TOTAL	PS	MOOE	CO	TOTAL	PS	MOOE	Fin. Exp		CO	TOTAL
1	2	3	4	5	6=(2+3+4+5)	7	8	9	10	11=(7+8+9+10)	12	13	14	15	16=(12+13+14+15)	17=(11+16)	18=(6+17)	19	20	21	22=(19+20+21)	23	24	25	26	27=(23+24+25+26)	28
Notice of Cash Allocation (NCA)	203,097,210.27	389,008,240.55	23,539.39		591,128,990.21	59,075.81	805,550.25		6,768,000	7,632,626.06					7,632,626.06	598,761,616.27					202,156,286.08	389,813,790.8	23,539.39	6,768,000	598,761,616.27		
MDS Checks Issued	97,069,601.47	25,323,043.56	23,539.39		122,416,184.42	59,075.81	224,591.59			283,667.4					283,667.4	122,699,851.82					97,128,677.28	25,547,635.15	23,539.39		122,699,851.82		
Department of Foreign Affairs (DFA)	97,069,601.47	25,323,043.56	23,539.39		122,416,184.42	59,075.81	224,591.59			283,667.4					283,667.4	122,699,851.82					97,128,677.28	25,547,635.15	23,539.39		122,699,851.82		
Office of the Secretary	97,069,601.47	25,323,043.56	23,539.39		122,416,184.42	59,075.81	224,591.59			283,667.4					283,667.4	122,699,851.82					97,128,677.28	25,547,635.15	23,539.39		122,699,851.82		
National Capital Region (NCR)	97,069,601.47	25,323,043.56	23,539.39		122,416,184.42	59,075.81	224,591.59			283,667.4					283,667.4	122,699,851.82					97,128,677.28	25,547,635.15	23,539.39		122,699,851.82		
Home Office	97,069,601.47	25,323,043.56	23,539.39		122,416,184.42	59,075.81	224,591.59			283,667.4					283,667.4	122,699,851.82					97,128,677.28	25,547,635.15	23,539.39		122,699,851.82		
Advice to Debit Account	105,027,608.8	363,685,196.99			468,712,805.79		580,958.66		6,768,000	7,348,958.66					7,348,958.66	476,061,764.45					105,027,608.8	364,266,155.65			476,061,764.45		
Department of Foreign Affairs (DFA)	105,027,608.8	363,685,196.99			468,712,805.79		580,958.66		6,768,000	7,348,958.66					7,348,958.66	476,061,764.45					105,027,608.8	364,266,155.65			476,061,764.45		
Office of the Secretary	105,027,608.8	363,685,196.99			468,712,805.79		580,958.66		6,768,000	7,348,958.66					7,348,958.66	476,061,764.45					105,027,608.8	364,266,155.65			476,061,764.45		
National Capital Region (NCR)	105,027,608.8	363,685,196.99			468,712,805.79		580,958.66		6,768,000	7,348,958.66					7,348,958.66	476,061,764.45					105,027,608.8	364,266,155.65			476,061,764.45		
Home Office	105,027,608.8	363,685,196.99			468,712,805.79		580,958.66		6,768,000	7,348,958.66					7,348,958.66	476,061,764.45					105,027,608.8	364,266,155.65			476,061,764.45		
Tax Remittance Advices Issued (TRA)	8,743,154.14	49,147,394.94			57,890,549.08											57,890,549.08					8,743,154.14	49,147,394.94			57,890,549.08		
Department of Foreign Affairs (DFA)	8,743,154.14	49,147,394.94			57,890,549.08											57,890,549.08					8,743,154.14	49,147,394.94			57,890,549.08		
Office of the Secretary	8,743,154.14	49,147,394.94			57,890,549.08											57,890,549.08					8,743,154.14	49,147,394.94			57,890,549.08		
National Capital Region (NCR)	8,743,154.14	49,147,394.94			57,890,549.08											57,890,549.08					8,743,154.14	49,147,394.94			57,890,549.08		
Home Office	8,743,154.14	49,147,394.94			57,890,549.08											57,890,549.08					8,743,154.14	49,147,394.94			57,890,549.08		
Cash Disbursement Ceiling (CDC)	53,786,195.75	23,068,365.6	1,175,634.09		78,030,195.44		361,365.27		4,798,080	5,159,445.27					5,159,445.27	83,189,640.71					53,786,195.75	23,429,730.87	1,175,634.09	4,798,080	83,189,640.71		
Department of Foreign Affairs (DFA)	53,786,195.75	23,068,365.6	1,175,634.09		78,030,195.44		361,365.27		4,798,080	5,159,445.27					5,159,445.27	83,189,640.71					53,786,195.75	23,429,730.87	1,175,634.09	4,798,080	83,189,640.71		
Office of the Secretary	53,786,195.75	23,068,365.6	1,175,634.09		78,030,195.44		361,365.27		4,798,080	5,159,445.27					5,159,445.27	83,189,640.71					53,786,195.75	23,429,730.87	1,175,634.09	4,798,080	83,189,640.71		
National Capital Region (NCR)	53,786,195.75	23,068,365.6	1,175,634.09		78,030,195.44		361,365.27		4,798,080	5,159,445.27					5,159,445.27	83,189,640.71					53,786,195.75	23,429,730.87	1,175,634.09	4,798,080	83,189,640.71		
Home Office	53,786,195.75	23,068,365.6	1,175,634.09		78,030,195.44		361,365.27		4,798,080	5,159,445.27					5,159,445.27	83,189,640.71					53,786,195.75	23,429,730.87	1,175,634.09	4,798,080	83,189,640.71		
Grand Total	264,626,560.16	461,224,001.09	1,199,173.48		727,049,734.73	59,075.81	1,166,915.52		11,566,080	12,792,071.33					12,792,071.33	739,841,806.06					264,685,635.97	462,390,916.61	1,199,173.48	11,566,080	739,841,806.06		

Summary


PARTICULARS	PREVIOUS REPORT	CURRENT MONTH	AS OF DATE
(1)	(2)	(3)	(4)
Total Disbursement Authorities Received			
NCA			
Working Fund			
TRA			
CDC			
NCAA			
Others (CDT, BTr Docs Stamp, etc.)			
Less: Notice of Transfer Allocations (NTA)* issued			
Total Disbursements Authorities Available			
Less:			
Lapsed NCA			
Disbursements	739,841,806.06	739,841,806.06	
Balance of Disbursements Authorities as of date	(739,841,806.06)	(739,841,806.06)	
Total Disbursements Program			
Less: * Actual Disbursements		739,841,806.06	739,841,806.06
(Over)/Under spending-		(739,841,806.06)	(739,841,806.06)

Certified Correct:


Agency Chief Accountant
Date:



Approved By:


ALEX G. CHUA
Assistant Secretary
Head of Agency or Authorized
Office of Financial Management Services
Date: