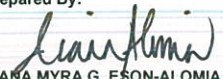



MONTHLY REPORT OF DISBURSEMENTS
For the Month of January 2016

Department : DEPARTMENT OF FOREIGN AFFAIRS
 Agency : Office of the Secretary
 Operating Unit :
 Organization Code (UACS) : 12 001 00 00000
 Funding Source Code (as clustered) :

PARTICULARS	CURRENT YEAR BUDGET					PRIOR YEAR'S BUDGET											SUB-TOTAL	TRUST LIABILITIES				GRAND TOTAL					Remarks	
	PS	MOOE	Fin. Exp	CO	TOTAL	PRIOR YEAR'S ACCOUNTS PAYABLE					CURRENT YEAR'S ACCOUNTS PAYABLE							PS	MOOE	CO	TOTAL	PS	MOOE	Fin. Exp	CO	TOTAL		
						PS	MOOE	Fin. Exp	CO	Sub-Total	PS	MOOE	Fin. Exp	CO	Sub-Total	TOTAL												
1	2	3	4	5	6=(2+3+4+5)	7	8	9	10	11=(7+8+9+10)	12	13	14	15	16=(12+13+14+15)	17=(11+16)	18=(6+17)	19	20	21	22=(19+20+21)	23	24	25	26	27=(23+24+25+26)	28	
Notice of Cash Allocation (NCA)																												
MDS Checks Issued	-	5,171,332.55	-	-	5,171,332.55	19,868,363.91	372,514,010.14	-	-	392,382,374.05	-	-	-	-	-	392,382,374.05	397,553,706.60	-	-	-	-	19,868,363.91	377,685,342.69	-	-	-	397,553,706.60	
Advice to Debit Account	54,793,067.53	5,808,821.35	-	-	60,601,888.88	8,331,603.51	23,894,156.46	-	326,238.37	32,551,998.34	-	-	-	-	-	32,551,998.34	93,153,887.22	-	-	-	-	63,124,671.04	29,702,977.81	-	-	326,238.37	93,153,887.22	
International Commitments Fund (ICF)	-	-	-	-	-	-	-	-	-	-	-	-	-	-	-	-	-	-	-	-	-	-	-	-	-	-	-	
Working Fund (NCA issued to BTr)	-	-	-	-	-	-	-	-	-	-	-	-	-	-	-	-	-	-	-	-	-	-	-	-	-	-	-	
Tax Remittance Advices Issued (TRA)	17,702,542.47	50,806,269.23	-	-	68,508,811.70	-	-	-	-	-	-	-	-	-	-	-	68,508,811.70	-	-	-	-	17,702,542.47	50,806,269.23	-	-	-	68,508,811.70	
Cash Disbursement Ceiling (CDC)*	342,270,694.19	71,571,264.04	531,453.22	130,023,129.47	544,396,540.91	4,506,560.89	38,521,226.76	108,217.40	1,339,346.87	44,475,351.92	-	-	-	-	-	44,475,351.92	588,871,892.83	-	-	-	-	346,777,255.08	110,092,490.79	639,670.62	131,362,476.34	588,871,892.83		
Non-Availability Authority (NCAA)	-	-	-	-	-	-	-	-	-	-	-	-	-	-	-	-	-	-	-	-	-	-	-	-	-	-	-	
Other (JT, BTr Docs Stamp, etc.)	-	-	-	-	-	-	-	-	-	-	-	-	-	-	-	-	-	-	-	-	-	-	-	-	-	-	-	
TOTAL	414,766,304.19	133,357,687.17	531,453.22	130,023,129.47	678,678,574.04	32,706,528.31	434,929,393.36	108,217.40	1,665,585.24	469,409,724.31	0.00	0.00	0.00	0.00	0.00	469,409,724.31	1,148,088,298.35	0.00	0.00	0.00	0.00	447,472,832.50	568,287,080.52	639,670.62	131,688,714.71	1,148,088,298.35		

* Partial (based on submitted Reports by Foreign Service Posts as of date.)

Prepared By:

 DIANA MYRA G. ESON-ALOMIA
 Account Examiner, Cash Advance Unit
 Date: 29 February 2016

Certified Correct:

 DANILLO G. CABANAYAN
 Acting Chief Accountant
 Date: 29 February 2016

Approved By:

 CRESCENTE R. RELACION
 Assistant Secretary
 Office of Fiscal Management
 Date: 29 February 2016

MONTHLY REPORT OF DISBURSEMENTS
For the month of August 2019


Department: Department of Foreign Affairs (DFA)
Agency: Office of the Secretary
Operating Unit: Home Office
Organization Code: 12 001 1300085
Fund Cluster: 01 Regular Agency Fund

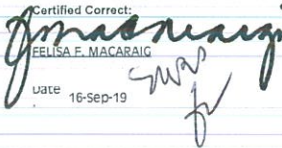
Particulars	Current Year Budget					Prior Year's Budget											Trust Liabilities				Grand Total					Remarks			
	PS	MOOE	FinEx	CO	TOTAL	Prior Year's Accounts Payable					Current Year's Accounts Payable						SUB-TOTAL	PS	MOOE	CO	TOTAL	PS	MOOE	FinEx	CO		TOTAL		
						PS	MOOE	FinEx	CO	Sub-Total	PS	MOOE	FinEx	CO	Sub-Total	PS												MOOE	CO
1	2	3	4	5	6=(2+3+4+5)	7	8	9	10	11=(7+8+9+10)	12	13	14	15	16=(12+13+14+15)	17=(11+16)	18=(6+17)	19	20	21	22=(19+20+21)	23	24	25	26	27=(23+24+25+26)	28		
CASH DISBURSEMENTS	272,624,851.19	362,913,959.22	263,595.85	12,836,931.75	648,639,338.01	376,100.49	2,192,465.00	-	-	2,568,565.49	-	-	-	-	2,568,565.49	651,207,903.50	50,000.00	50,000.00	273,000,951.68	365,156,424.22	263,595.85	12,836,931.75	651,257,903.50						
Notice of Cash Allocation (NCA)	201,406,559.74	335,313,756.98	85,707.12	12,836,931.75	549,642,955.59	376,100.49	2,192,465.00	-	-	2,568,565.49	-	-	-	-	2,568,565.49	552,211,521.08	50,000.00	50,000.00	201,782,660.23	337,556,221.98	85,707.12	12,836,931.75	552,261,521.08						
MDS Checks issued	92,478,296.23	18,943,177.73	85,707.12	12,835,331.75	124,242,512.83	356,100.49	4,432.59	-	-	360,533.08	-	-	-	-	360,533.08	124,603,045.91	-	-	92,834,396.72	18,847,610.32	85,707.12	12,835,331.75	124,603,045.91						
Advice to Debit Account	108,929,263.51	316,470,579.25	-	1,600.00	425,400,442.76	20,000.00	2,188,032.41	-	-	2,208,032.41	-	-	-	-	2,208,032.41	427,606,475.17	50,000.00	50,000.00	108,948,263.51	318,706,611.66	-	1,600.00	427,658,475.17						
Notice of Transfer Allocations (NTA)	-	-	-	-	-	-	-	-	-	-	-	-	-	-	-	-	-	-	-	-	-	-	-	-	-	-	-	-	-
MDS Checks issued	-	-	-	-	-	-	-	-	-	-	-	-	-	-	-	-	-	-	-	-	-	-	-	-	-	-	-	-	-
Advice to Debit Account	-	-	-	-	-	-	-	-	-	-	-	-	-	-	-	-	-	-	-	-	-	-	-	-	-	-	-	-	-
Working Fund for FAPS	-	-	-	-	-	-	-	-	-	-	-	-	-	-	-	-	-	-	-	-	-	-	-	-	-	-	-	-	-
Cash Disbursement Ceiling (CDC)	71,218,291.45	27,600,202.24	177,888.73	-	98,996,382.42	-	-	-	-	-	-	-	-	-	-	98,996,382.42	-	-	71,218,291.45	27,600,202.24	177,888.73	-	98,996,382.42						
TOTAL CASH DISBURSEMENTS	272,624,851.19	362,913,959.22	263,595.85	12,836,931.75	648,639,338.01	376,100.49	2,192,465.00	-	-	2,568,565.49	-	-	-	-	2,568,565.49	651,207,903.50	50,000.00	50,000.00	273,000,951.68	365,156,424.22	263,595.85	12,836,931.75	651,257,903.50						
NON-CASH DISBURSEMENTS	19,419,783.64	2,395,079.82	-	-	21,814,863.46	-	-	-	-	-	-	-	-	-	-	21,814,863.46	-	-	19,419,783.64	2,395,079.82	-	-	21,814,863.46						
Tax Remittance Advices Issued (TRAI)	19,419,783.64	2,395,079.82	-	-	21,814,863.46	-	-	-	-	-	-	-	-	-	-	21,814,863.46	-	-	19,419,783.64	2,395,079.82	-	-	21,814,863.46						
Disbursements effected through outright deductions from claims	-	-	-	-	-	-	-	-	-	-	-	-	-	-	-	-	-	-	-	-	-	-	-	-	-	-	-	-	-
Overpayment of expenses (e.g. personnel benefits)	-	-	-	-	-	-	-	-	-	-	-	-	-	-	-	-	-	-	-	-	-	-	-	-	-	-	-	-	-
Restitution for loss of government property	-	-	-	-	-	-	-	-	-	-	-	-	-	-	-	-	-	-	-	-	-	-	-	-	-	-	-	-	-
Liquidated damages and similar claims	-	-	-	-	-	-	-	-	-	-	-	-	-	-	-	-	-	-	-	-	-	-	-	-	-	-	-	-	-
Others (e.g. TEF, BTR, Docs Stamp, etc.)	-	-	-	-	-	-	-	-	-	-	-	-	-	-	-	-	-	-	-	-	-	-	-	-	-	-	-	-	-
Adjustments (e.g. cancelled/staled checks)	-	-	-	-	-	-	-	-	-	-	-	-	-	-	-	-	-	-	-	-	-	-	-	-	-	-	-	-	-
Balance of Disbursement Authorities as at date	-	-	-	-	-	-	-	-	-	-	-	-	-	-	-	-	-	-	-	-	-	-	-	-	-	-	-	-	-
TOTAL NON-CASH DISBURSEMENTS	19,419,783.64	2,395,079.82	-	-	21,814,863.46	-	-	-	-	-	-	-	-	-	-	21,814,863.46	-	-	19,419,783.64	2,395,079.82	-	-	21,814,863.46						
GRAND TOTAL	292,044,634.83	365,309,039.04	263,595.85	12,836,931.75	670,454,201.47	376,100.49	2,192,465.00	-	-	2,568,565.49	-	-	-	-	2,568,565.49	673,022,766.96	50,000.00	50,000.00	292,420,735.32	367,551,504.04	263,595.85	12,836,931.75	673,072,766.96						

SUMMARY

Particulars	Previous Report	This Month	As at Date
(1)	(2)	(3)	(4)
Total Disbursement Authorities Received	-	-	-
NCA	18,587,102,734.00	1,381,544,000.00	19,968,646,734.00
NTA	-	-	-
Working Fund	-	-	-
TRA	143,576,236.84	21,814,863.46	165,391,100.30
CDC	-	-	-
NCAA	-	-	-
Less: Notice of Transfer of Allocations (NTA) issued	-	-	-
Total Disbursement Authorities Available	18,730,678,970.84	1,403,158,863.46	20,133,837,834.30
Less:	-	-	-
Lapsed NCA	-	-	-
Disbursements	2,413,289,204.74	673,072,766.96	3,086,361,971.70
Less: Other Non-Cash Disbursements	-	-	-
Disbursements effected through outright deductions from claims	-	-	-
Overpayment of expenses (e.g. personnel benefits)	-	-	-
Restitution for loss of government property	-	-	-
Liquidated damages and similar claims	-	-	-
Others (e.g. TEF, BTR, Docs Stamp, etc.)	-	-	-
Add/Less: Adjustments (e.g. cancelled/staled checks)	-	-	-
Balance of Disbursement Authorities as at date	-	-	-
Total Disbursements Program	-	-	-
Less: Actual Disbursements	2,413,289,204.74	673,072,766.96	3,086,361,971.70
Over/Under spending	-	-	-

Notes: Partial (based on submitted Reports by Foreign Service Posts and Regional Consular Offices as of date)

Prepared by:

PAUL VINCENT FERRER
Date: 16-Sep-19

Certified Correct:

FELISA E. MACARAIG
Date: 16-Sep-19

Approved By:

MYLIN GRACE R. MACAHILIG
Date: 16-Sep-19

MONTHLY REPORT OF DISBURSEMENTS
For the month of July 2019


Department: Department of Foreign Affairs (DFA)
Agency: Office of the Secretary
Organization Unit: Home Office
Organization Code: 12 001 1300085
Fund Cluster: 01 Regular Agency Fund


Particulars	Current Year Budget					Prior Year's Budget										SUB-TOTAL					Trust Liabilities				Grand Total					Remarks
	PS	MOOE	FinEx	CO	TOTAL	Prior Year's Accounts Payable					Current Year's Accounts Payable					TOTAL	PS	MOOE	CO	TOTAL	PS	MOOE	FinEx	CO	TOTAL					
						PS	MOOE	FinEx	CO	Sub-Total	PS	MOOE	FinEx	CO	Sub-Total															
1	2	3	4	5	6=(2+3+4+5)	7	8	9	10	11=(7+8+9+10)	12	13	14	15	16=(12+13+14+15)	17=(11+16)	18=(6+17)	19	20	21	22=(19+20+21)	23	24	25	26	27=(23+24+25+26)	28			
CASH DISBURSEMENTS	259,659,924.91	137,367,869.20	488,337.72	0	397,516,131.83	340,420.65	6,870,940.20	0	0	929,678.23	8,141,039.08	0	0	0	0	8,141,039.08	405,657,170.91	0	0	0	0	260,000,345.56	144,238,809.40	488,337.72	929,678.23	405,657,170.91				
Notice of Cash Allocation (NCA)	183,766,283.93	97,609,248.30	192,547.77	0	281,568,080.00	340,420.65	6,792,958.95	0	0	929,678.23	8,063,057.83	0	0	0	0	8,063,057.83	289,631,137.83	0	0	0	0	184,106,704.58	104,402,207.25	192,547.77	929,678.23	289,631,137.83				
MDS Checks Issued	83,466,022.98	38,036,462.79	192,547.77	0	121,695,033.54	245,673.71	82,052.78	0	0	0	327,726.49	0	0	0	0	327,726.49	122,022,760.03	0	0	0	0	83,711,696.69	38,118,515.57	192,547.77	0	122,022,760.03				
Advice to Debit Account	100,300,260.95	59,572,785.51	0	0	159,873,046.46	94,746.94	6,710,906.17	0	0	929,678.23	7,735,331.34	0	0	0	0	7,735,331.34	167,608,377.80	0	0	0	0	100,395,007.89	66,283,691.68	0	929,678.23	167,608,377.80				
Notice of Transfer Allocations (NTA)	0	0	0	0	0	0	0	0	0	0	0	0	0	0	0	0	0	0	0	0	0	0	0	0	0	0	0			
MDS Checks Issued	0	0	0	0	0	0	0	0	0	0	0	0	0	0	0	0	0	0	0	0	0	0	0	0	0	0	0	0		
Advice to Debit Account	0	0	0	0	0	0	0	0	0	0	0	0	0	0	0	0	0	0	0	0	0	0	0	0	0	0	0	0		
Working Fund for FAPS	0	0	0	0	0	0	0	0	0	0	0	0	0	0	0	0	0	0	0	0	0	0	0	0	0	0	0	0		
Cash Disbursement Ceiling (CDC)	75,893,640.98	39,758,620.90	295,789.95	0	115,948,051.83	0	77,981.25	0	0	0	77,981.25	0	0	0	0	77,981.25	116,026,033.08	0	0	0	0	75,893,640.98	39,836,602.15	295,789.95	0	116,026,033.08				
TOTAL CASH DISBURSEMENTS	259,659,924.91	137,367,869.20	488,337.72	0	397,516,131.83	340,420.65	6,870,940.20	0	0	929,678.23	8,141,039.08	0	0	0	0	8,141,039.08	405,657,170.91	0	0	0	0	260,000,345.56	144,238,809.40	488,337.72	929,678.23	405,657,170.91				
NON-CASH DISBURSEMENTS	18,286,362.59	58,013,006.31	0	0	76,299,368.90	0	0	0	0	0	0	0	0	0	0	0	76,299,368.90	0	0	0	0	18,286,362.59	58,013,006.31	0	0	76,299,368.90				
Tax Remittance Advices Issued (TRA)	18,286,362.59	58,013,006.31	0	0	76,299,368.90	0	0	0	0	0	0	0	0	0	0	0	76,299,368.90	0	0	0	0	18,286,362.59	58,013,006.31	0	0	76,299,368.90				
Non-Cash Disbursement Authority	0	0	0	0	0	0	0	0	0	0	0	0	0	0	0	0	0	0	0	0	0	0	0	0	0	0	0			
Disbursements effected through outright deductions from claims	0	0	0	0	0	0	0	0	0	0	0	0	0	0	0	0	0	0	0	0	0	0	0	0	0	0	0	0		
Overpayment of expenses, e.g. personnel benefits	0	0	0	0	0	0	0	0	0	0	0	0	0	0	0	0	0	0	0	0	0	0	0	0	0	0	0	0		
Restitution for loss of government property	0	0	0	0	0	0	0	0	0	0	0	0	0	0	0	0	0	0	0	0	0	0	0	0	0	0	0	0		
Liquidated damages and similar claims	0	0	0	0	0	0	0	0	0	0	0	0	0	0	0	0	0	0	0	0	0	0	0	0	0	0	0	0		
Others (e.g. TEF, BTR, Docs Stamp, etc.)	0	0	0	0	0	0	0	0	0	0	0	0	0	0	0	0	0	0	0	0	0	0	0	0	0	0	0	0		
TOTAL NON-CASH DISBURSEMENTS	18,286,362.59	58,013,006.31	0	0	76,299,368.90	0	0	0	0	0	0	0	0	0	0	0	76,299,368.90	0	0	0	0	18,286,362.59	58,013,006.31	0	0	76,299,368.90				
GRAND TOTAL	277,946,287.50	195,380,875.51	488,337.72	0	473,815,500.73	340,420.65	6,870,940.20	0	0	929,678.23	8,141,039.08	0	0	0	0	8,141,039.08	481,956,539.81	0	0	0	0	278,286,706.15	202,251,815.71	488,337.72	929,678.23	481,956,539.81				

SUMMARY

Particulars	Previous Report	This Month	As at Date
(1)	(2)	(3)	(4)
Total Disbursement Authorities Received	0.00	0.00	0.00
NCA	18,587,102,734.00	1,381,344,000.00	19,968,446,734.00
NTA	0.00	0.00	0.00
Working Fund	0.00	0.00	0.00
TRA	67,276,867.94	76,299,368.90	143,576,236.84
CDC	0.00	0.00	0.00
NCAA	0.00	0.00	0.00
Less: Notice of Transfer of Allocations (NTA) * Issued	0.00	0.00	0.00
Total Disbursement Authorities Available	18,654,379,601.94	1,457,643,368.90	20,112,022,970.84
Less:	0.00	0.00	0.00
Lapsed NCA	0.00	0.00	0.00
Disbursements	1,939,473,704.01	473,815,500.73	2,413,289,204.74
Less: Other Non-Cash Disbursements	0.00	0.00	0.00
Disbursements effected through outright deductions from claims	0.00	0.00	0.00
Overpayment of expenses, e.g. personnel benefits	0.00	0.00	0.00
Restitution for loss of government property	0.00	0.00	0.00
Liquidated damages and similar claims	0.00	0.00	0.00
Others (e.g. TEF, BTR, Docs Stamp, etc.)	0.00	0.00	0.00
Add/Less: Adjustments (e.g. cancelled/staled checks)	0.00	0.00	0.00
Balance of Disbursement Authorities as at date	0.00	0.00	0.00
Total Disbursements Program	0.00	0.00	0.00
Less: *Actual Disbursements	1,939,473,704.01	473,815,500.73	2,413,289,204.74
Over/under spending	0.00	0.00	0.00

* Partial (based on submitted Reports by Foreign Service Posts and Regional Consular Offices as of date.)

Prepared by:

Paul Vincent Ferrer
Account Reviewer
Date: _____

Certified Correct:

Felisa F. Macaral
Acting Chief Accountant
Date: _____

Approved By:

ATTY. FELIPE F. CARINO III
Acting Head of Office, OFMS
Date: _____

MONTHLY REPORT OF DISBURSEMENTS
For the month of June 2019

Department: Department of Foreign Affairs (DFA)
Agency: Office of the Secretary
Operating Unit: Home Office
Organization Code: 12 001 1300085
Fund Cluster: 01 Regular Agency Fund


Current Year Appropriations
Supplemental Appropriations
Continuing Appropriations

Particulars	Current Year Budget					Prior Year's Budget										Trust Liabilities					Grand Total					Remarks			
	PS	MOOE	FinEx	CO	TOTAL	Prior Year's Accounts Payable					Current Year's Accounts Payable					SUB-TOTAL	PS	MOOE	CO	TOTAL	PS	MOOE	FinEx	CO	TOTAL				
						PS	MOOE	FinEx	CO	Sub-Total	PS	MOOE	FinEx	CO	Sub-Total												17*(1+14B)	18*(14+17)	19
CASH DISBURSEMENTS	556,696,256.40	1,274,728,756.55	936,403.24	39,834,414.88	1,872,196,836.07	626,703.54	14,357,891.44	0.00	357,538.00	15,342,132.98	0.00	0.00	0.00	0.00	0.00	15,342,132.98	1,897,538,989.05	0.00	0.00	0.00	0.00	0.00	567,322,962.94	1,266,067,648.99	936,403.24	40,191,952.88	1,897,538,989.05		
Notice of Cash Allocation (NCA)	426,616,220.59	1,212,776,008.86	449,016.31	39,834,414.88	1,683,858,963.94	586,872.79	14,302,353.32	0.00	357,538.00	15,246,794.11	0.00	0.00	0.00	0.00	0.00	15,246,794.11	1,698,115,457.75	0.00	0.00	0.00	0.00	0.00	430,366,053.38	1,227,078,392.19	449,016.31	40,191,952.88	1,698,115,457.75		
MDS Checks Issued	300,022,061.65	346,252,125.98	449,016.31	39,834,414.88	696,557,621.52	407,835.73	3,428,598.47	0.00	0.00	3,634,434.20	0.00	0.00	0.00	0.00	0.00	3,634,434.20	690,392,025.72	0.00	0.00	0.00	0.00	0.00	0.00	346,478,694.15	449,016.31	39,834,414.88	690,392,025.72		
Advice to Debt Account	126,787,156.84	666,923,883.18	0.00	0.00	596,311,042.12	179,037.08	10,875,914.65	0.00	357,538.00	11,412,389.91	0.00	0.00	0.00	0.00	0.00	11,412,389.91	1,507,723,432.03	0.00	0.00	0.00	0.00	0.00	0.00	129,866,196.00	677,359,698.03	0.00	357,538.00	1,507,723,432.03	
Notice of Transfer Allocations (NTA)	0.00	0.00	0.00	0.00	0.00	0.00	0.00	0.00	0.00	0.00	0.00	0.00	0.00	0.00	0.00	0.00	0.00	0.00	0.00	0.00	0.00	0.00	0.00	0.00	0.00	0.00	0.00	0.00	
MDS Checks Issued	0.00	0.00	0.00	0.00	0.00	0.00	0.00	0.00	0.00	0.00	0.00	0.00	0.00	0.00	0.00	0.00	0.00	0.00	0.00	0.00	0.00	0.00	0.00	0.00	0.00	0.00	0.00	0.00	
Advice to Debt Account	0.00	0.00	0.00	0.00	0.00	0.00	0.00	0.00	0.00	0.00	0.00	0.00	0.00	0.00	0.00	0.00	0.00	0.00	0.00	0.00	0.00	0.00	0.00	0.00	0.00	0.00	0.00	0.00	
Working Fund for FAPs	0.00	0.00	0.00	0.00	0.00	0.00	0.00	0.00	0.00	0.00	0.00	0.00	0.00	0.00	0.00	0.00	0.00	0.00	0.00	0.00	0.00	0.00	0.00	0.00	0.00	0.00	0.00	0.00	
Cash Disbursement Calling (CDC)	126,887,026.81	61,933,749.89	497,383.92	0.00	189,328,172.43	39,836.75	55,558.12	0.00	0.00	95,336.87	0.00	0.00	0.00	0.00	0.00	95,336.87	185,433,511.30	0.00	0.00	0.00	0.00	0.00	0.00	126,928,699.56	62,029,257.61	497,383.92	0.00	185,433,511.30	
TOTAL CASH DISBURSEMENTS	556,696,256.40	1,274,728,756.55	936,403.24	39,834,414.88	1,872,196,836.07	626,703.54	14,357,891.44	0.00	357,538.00	15,342,132.98	0.00	0.00	0.00	0.00	0.00	15,342,132.98	1,897,538,989.05	0.00	0.00	0.00	0.00	0.00	0.00	567,322,962.94	1,266,067,648.99	936,403.24	40,191,952.88	1,897,538,989.05	
NON-CASH DISBURSEMENTS	60,686,963.11	6,590,204.83	0.00	0.00	67,276,867.94	0.00	0.00	0.00	0.00	0.00	0.00	0.00	0.00	0.00	0.00	67,276,867.94	67,276,867.94	0.00	0.00	0.00	0.00	0.00	0.00	60,686,863.11	6,590,204.83	0.00	0.00	67,276,867.94	
Tax Remittance Advances Issued (TRA)	60,686,963.11	6,590,204.83	0.00	0.00	67,276,867.94	0.00	0.00	0.00	0.00	0.00	0.00	0.00	0.00	0.00	0.00	67,276,867.94	67,276,867.94	0.00	0.00	0.00	0.00	0.00	0.00	60,686,863.11	6,590,204.83	0.00	0.00	67,276,867.94	
Non-Cash Assessment Authority (NCAA)	0.00	0.00	0.00	0.00	0.00	0.00	0.00	0.00	0.00	0.00	0.00	0.00	0.00	0.00	0.00	0.00	0.00	0.00	0.00	0.00	0.00	0.00	0.00	0.00	0.00	0.00	0.00	0.00	
Disbursements effected through outright deductions from claims (please specify...)	0.00	0.00	0.00	0.00	0.00	0.00	0.00	0.00	0.00	0.00	0.00	0.00	0.00	0.00	0.00	0.00	0.00	0.00	0.00	0.00	0.00	0.00	0.00	0.00	0.00	0.00	0.00	0.00	
Overpayment of expenses (e.g. personnel benefits)	0.00	0.00	0.00	0.00	0.00	0.00	0.00	0.00	0.00	0.00	0.00	0.00	0.00	0.00	0.00	0.00	0.00	0.00	0.00	0.00	0.00	0.00	0.00	0.00	0.00	0.00	0.00	0.00	
Restitution for loss of government property	0.00	0.00	0.00	0.00	0.00	0.00	0.00	0.00	0.00	0.00	0.00	0.00	0.00	0.00	0.00	0.00	0.00	0.00	0.00	0.00	0.00	0.00	0.00	0.00	0.00	0.00	0.00	0.00	
Liquidated damages and similar claims	0.00	0.00	0.00	0.00	0.00	0.00	0.00	0.00	0.00	0.00	0.00	0.00	0.00	0.00	0.00	0.00	0.00	0.00	0.00	0.00	0.00	0.00	0.00	0.00	0.00	0.00	0.00	0.00	
Others (e.g. TEF, BTI, Documentary Stamp Tax, etc.)	0.00	0.00	0.00	0.00	0.00	0.00	0.00	0.00	0.00	0.00	0.00	0.00	0.00	0.00	0.00	0.00	0.00	0.00	0.00	0.00	0.00	0.00	0.00	0.00	0.00	0.00	0.00	0.00	
TOTAL NON-CASH DISBURSEMENTS	60,686,963.11	6,590,204.83	0.00	0.00	67,276,867.94	0.00	0.00	0.00	0.00	0.00	0.00	0.00	0.00	0.00	0.00	67,276,867.94	67,276,867.94	0.00	0.00	0.00	0.00	0.00	0.00	60,686,863.11	6,590,204.83	0.00	0.00	67,276,867.94	
GRAND TOTAL	617,383,222.51		936,403.24	39,834,414.88		626,703.54	14,357,891.44	0.00	357,538.00	15,342,132.98	0.00	0.00	0.00	0.00	0.00	15,342,132.98		0.00	0.00	0.00	0.00	0.00	0.00	618,069,626.05		936,403.24	40,191,952.88		

SUMMARY

Particulars	Previous Report	This Month	As at Date
(1)	(2)	(3)	(4)
Total Disbursement Authorities Received	0.00	0.00	0.00
NCA	2,167,251,000.00	1,004,651,000.00	3,171,902,000.00
NTA	0.00	0.00	0.00
Working Fund	0.00	0.00	0.00
TRA	0.00	67,276,867.94	67,276,867.94
CDC	0.00	0.00	0.00
NCAA	0.00	0.00	0.00
Less: Notice of Transfer of Allocations (NTA) issued	0.00	0.00	0.00
Total Disbursement Authorities Available	2,167,251,000.00	1,071,927,867.94	3,238,178,867.94
Less:	0.00	0.00	0.00
Lapsed NCA	0.00	0.00	0.00
Disbursements	1,062,743,749.72	1,939,473,704.01	3,002,217,453.73
Less: Other Non-Cash Disbursements	0.00	0.00	0.00
Disbursements effected through outright deductions from claims	0.00	0.00	0.00
Overpayment of expenses (e.g. personnel benefits)	0.00	0.00	0.00
Restitution for loss of government property	0.00	0.00	0.00
Liquidated damages and similar claims	0.00	0.00	0.00
Others (e.g. TEF, BTI, Docs Stamp, etc.)	0.00	0.00	0.00
Adjustments (e.g. cancelled/voided checks)	0.00	0.00	0.00
Balance of Disbursement Authorities as at date	0.00	0.00	0.00
Total Disbursements Program	0.00	0.00	0.00
Less: Actual Disbursements	0.00	1,939,473,704.01	1,939,473,704.01
Over/Under spending	0.00	0.00	0.00

Notes: * The use of NTA is discouraged
Notes: ** Amounts should tally with the grand total disbursement (column 27)

Certified Correct:

RUTAS R. PATRICIO
Acting Chief Accountant
Date:

Approved By:

MYLA GRACE RAGENIA C. MACAHILIG
Acting Assistant Secretary
Office of Financial Management Services
Date:

MONTHLY REPORT OF DISBURSEMENTS
For the month of May, 2019

Department: Department of Foreign Affairs (DFA)						Agency: Office of the Secretary						Operating Unit: Home Office															
Organization Code (UACS): 120011300085						Fund Cluster: 01 - Regular Agency Fund						Report Status: PENDING															
PARTICULARS	CURRENT YEAR BUDGET					PRIOR YEAR'S ACCOUNTS PAYABLE					CURRENT YEAR'S ACCOUNTS PAYABLE					SUB-TOTAL	TRUST LIABILITIES				GRAND TOTAL					REMARKS	
	PS	MOOE	Fin. Exp	CO	TOTAL	PS	MOOE	Fin. Exp	CO	Sub-Total	PS	MOOE	Fin. Exp	CO	Sub-Total		TOTAL	PS	MOOE	CO	TOTAL	PS	MOOE	Fin. Exp	CO		TOTAL
1	2	3	4	5	6=(2+3+4+5)	7	8	9	10	11=(7+8+9+10)	12	13	14	15	16=(12+13+14+15)	17=(11+16)	18=(6+17)	19	20	21	22=(19+20+21)	23	24	25	26	27=(23+24+25+26)	28
Notice of Cash Allocation (NCA)	388,458,278.90	78,631,980.69	466,992.64	20,203,188.01	467,760,440.24	682,188.12	19,525,190.64		41,581,779.02	61,789,157.78					61,789,157.78	549,549,598.02					389,140,467.02	98,157,171.33	466,992.64	61,784,967.03	549,549,598.02		
MDS Checks Issued	161,040,243.88	48,322,294.89	466,992.64	20,203,188.01	230,032,719.42	192,093.63				192,093.63					192,093.63	230,224,813.05					161,232,337.51	48,322,294.89	466,992.64	20,203,188.01	230,224,813.05		
Advice to Debit Account	227,418,035.02	30,309,685.80			257,727,720.82	490,094.49	19,525,190.64		41,581,779.02	61,597,064.15					61,597,064.15	319,324,784.97					227,908,129.51	49,834,876.44		41,581,779.02	319,324,784.97		
Notice of Transfer of Allocation (NTA)																											
MDS Checks Issued																											
Advice to Debit Account																											
Working Fund (NCA issued to BTr)																											
Tax Remittance Advices Issued (TRA)	15,607,287.07	2,211,439.24			17,818,726.31											17,818,726.31					15,607,287.07	2,211,439.24			17,818,726.31		
Cash Disbursement Ceiling (CDC)	117,986,603.23	47,295,100.99	423,763.05		165,705,467.27	2,774.32	67,486.65			70,260.97					70,260.97	165,775,728.24					117,989,377.55	47,362,587.64	423,763.05		165,775,728.24		
Non-Cash Availment Authority (NCAA)																											
Others (CDT, BTr Docs Stamp, etc.)																											

Summary

PARTICULARS	PREVIOUS REPORT	CURRENT MONTH	AS OF DATE
(1)	(2)	(3)	(4)
Total Disbursement Authorities Received			
NCA	1,066,292,000.00	1,100,959,000.00	2,167,251,000.00
Working Fund			
TRA		17,818,726.31	17,818,726.31
CDC			
NCAA			
Others (CDT, BTr Docs Stamp, etc.)			
Less: Notice of Transfer Allocations (NTA)* issued			
Total Disbursements Authorities Available	1,066,292,000.00	1,118,777,726.31	2,185,069,726.31
Less:			
Lapsed NCA			
Disbursements		733,144,052.57	733,144,052.57
Balance of Disbursements Authorities as of to date	1,066,292,000.00	385,633,673.74	1,451,925,673.74
Total Disbursements Program			
Less: * Actual Disbursements		733,144,052.57	733,144,052.57
(Over)/Under spending-		(733,144,052.57)	(733,144,052.57)

*Partial (based on submitted Reports by Foreign Service Posts as of date.)

Certified Correct:


RUTAS R. PATRICIO

Acting Chief Accountant

Date:

Approved By:


MYLA GRACE RAGENIA C. MACAHILIG

Acting Assistant Secretary
Office of Financial Management Services
Date:


This report was generated using the Unified Reporting System on 17/06/2019 10:03


MONTHLY REPORT OF DISBURSEMENTS
For the month of April, 2019

Department: Department of Foreign Affairs (DFA)					Agency: Office of the Secretary										Operating Unit: Home Office													
Organization Code (UACS): 120011300085					Fund Cluster: 01 - Regular Agency Fund										Report Status: PENDING													
PARTICULARS	CURRENT YEAR BUDGET					PRIOR YEAR'S ACCOUNTS PAYABLE				CURRENT YEAR'S ACCOUNTS PAYABLE				SUB-TOTAL	TRUST LIABILITIES				GRAND TOTAL					REMARKS				
	PS	MOOE	Fin. Exp	CO	TOTAL	PS	MOOE	Fin. Exp	CO	Sub-Total	PS	MOOE	Fin. Exp		CO	Sub-Total	TOTAL	PS	MOOE	CO	TOTAL	PS	MOOE		Fin. Exp	CO	TOTAL	
1	2	3	4	5	6=(2+3+4+5)	7	8	9	10	11=(7+8+9+10)	12	13	14	15	16=(12+13+14+15)	17=(11+16)	18=(6+17)	19	20	21	22=(19+20+21)	23	24	25	26	27=(23+24+25+26)	28	
Notice of Cash Allocation (NCA)	104,520,180.44	49,725,958.08			154,246,138.52	767,479.76	23,093,956.04		937,890.99	24,799,326.79					24,799,326.79	179,045,465.31					105,287,960.20	72,819,914.12			937,890.99	179,045,465.31		
MDS Checks Issued	1,916,214.12	4,493,017.21			6,409,231.33	235,987.32	16,856.60			252,843.92					252,843.92	6,662,075.25					2,152,201.44	4,509,873.81				6,662,075.25		
Advice to Debit Account	102,603,966.32	45,232,940.87			147,836,907.19	531,492.44	23,077,069.44		937,890.99	24,546,482.87					24,546,482.87	172,383,390.06					103,135,458.76	68,310,040.31			937,890.99	172,383,390.06		
Notice of Transfer of Allocation (NTA)																												
MDS Checks Issued																												
Advice to Debit Account																												
Working Fund (NCA issued to BTr)																												
Tax Remittance Advices Issued (TRA)	13,821,985.22	51,479,775.15			65,301,760.37											65,301,760.37					13,821,985.22	51,479,775.15				65,301,760.37		
Cash Disbursement Ceiling (CDC)	125,531,221.28	44,704,128.37	475,867.36		170,711,217.01	87,573.74	257,442.20			345,015.94					345,015.94	171,056,232.95					125,618,795.02	44,961,570.57	475,867.36		171,056,232.95			
Non-Cash Availment Authority (NCAA)																												
Others (CDT, BTr Docs Stamp, etc.)		1,200,000.00			1,200,000.00											1,200,000.00										1,200,000.00		

Summary

PARTICULARS	PREVIOUS REPORT	CURRENT MONTH	AS OF DATE
(1)	(2)	(3)	(4)
Total Disbursement Authorities Received			
NCA		1,046,194,000.00	1,046,194,000.00
Working Fund			
TRA		65,301,760.37	65,301,760.37
CDC			
NCAA			
Others (CDT, BTr Docs Stamp, etc.)			
Less: Notice of Transfer Allocations (NTA)* issued			
Total Disbursements Authorities Available		1,111,495,760.37	1,111,495,760.37
Less:			
Lapsed NCA			
Disbursements		416,603,458.63	416,603,458.63
Balance of Disbursements Authorities as of to date		694,892,301.74	694,892,301.74
Total Disbursements Program			
Less: * Actual Disbursements		416,603,458.63	416,603,458.63
(Over)/Under spending--		(416,603,458.63)	(416,603,458.63)

Certified Correct:

RUTAS R. PATRICIO
Agency Chief Accountant

Approved By:

MYLA GRACE RAGENIA C. MACAHILIG
Acting Assistant Secretary
Office of Financial Management Services
Date:

Date:

* Partial (based on submitted Reports by Foreign Service Posts as of date.)


MONTHLY REPORT OF DISBURSEMENTS
for the month of March, 2019

Department: Department of Foreign Affairs (DFA)					Agency: Office of the Secretary										Operating Unit: Home Office										
Organization Code (UACS): 120011300085					Fund Cluster: 01 - Regular Agency Fund										Report Status: ALL										
PARTICULARS	CURRENT YEAR BUDGET					PRIOR YEAR'S ACCOUNTS PAYABLE										SUB-TOTAL	TRUST LIABILITIES			GRAND TOTAL					REMARKS
	PS	MOOE	Fin. Exp	CO	TOTAL	PS	MOOE	Fin. Exp	CO	Sub-Total	PS	MOOE	Fin. Exp	CO	Sub-Total		TOTAL	PS	MOOE	CO	TOTAL	PS	MOOE	Fin. Exp	
Notice of Cash Allocation (NCA)	241,610,440.08	1,341,972,718.02	43,731.49		1,583,626,889.59	8,980,595.37	35,116,468.32			44,097,064.69					44,097,064.69	1,627,723,954.28					250,591,035.45	1,377,089,187.34	43,731.49		1,627,723,954.28
MDS Checks Issued	134,298,306.82	573,158,339.03	41,331.49		707,497,977.34	1,130,899.26	590,384.71			1,721,283.97					1,721,283.97	709,219,261.31					135,429,206.08	573,748,723.74	41,331.49		709,219,261.31
Department of Foreign Affairs (DFA)	134,298,306.82	573,158,339.03	41,331.49		707,497,977.34	1,130,899.26	590,384.71			1,721,283.97					1,721,283.97	709,219,261.31					135,429,206.08	573,748,723.74	41,331.49		709,219,261.31
Office of the Secretary	134,298,306.82	573,158,339.03	41,331.49		707,497,977.34	1,130,899.26	590,384.71			1,721,283.97					1,721,283.97	709,219,261.31					135,429,206.08	573,748,723.74	41,331.49		709,219,261.31
National Capital Region (NCR)	134,298,306.82	573,158,339.03	41,331.49		707,497,977.34	1,130,899.26	590,384.71			1,721,283.97					1,721,283.97	709,219,261.31					135,429,206.08	573,748,723.74	41,331.49		709,219,261.31
Home Office	134,298,306.82	573,158,339.03	41,331.49		707,497,977.34	1,130,899.26	590,384.71			1,721,283.97					1,721,283.97	709,219,261.31					135,429,206.08	573,748,723.74	41,331.49		709,219,261.31
Advice to Debit Account	107,312,133.26	768,814,378.99	2,400		876,128,912.25	7,849,696.11	34,526,084.61			42,375,780.72					42,375,780.72	918,504,692.97					115,161,829.37	803,340,463.6	2,400		918,504,692.97
Department of Foreign Affairs (DFA)	107,312,133.26	768,814,378.99	2,400		876,128,912.25	7,849,696.11	34,526,084.61			42,375,780.72					42,375,780.72	918,504,692.97					115,161,829.37	803,340,463.6	2,400		918,504,692.97
Office of the Secretary	107,312,133.26	768,814,378.99	2,400		876,128,912.25	7,849,696.11	34,526,084.61			42,375,780.72					42,375,780.72	918,504,692.97					115,161,829.37	803,340,463.6	2,400		918,504,692.97
National Capital Region (NCR)	107,312,133.26	768,814,378.99	2,400		876,128,912.25	7,849,696.11	34,526,084.61			42,375,780.72					42,375,780.72	918,504,692.97					115,161,829.37	803,340,463.6	2,400		918,504,692.97
Home Office	107,312,133.26	768,814,378.99	2,400		876,128,912.25	7,849,696.11	34,526,084.61			42,375,780.72					42,375,780.72	918,504,692.97					115,161,829.37	803,340,463.6	2,400		918,504,692.97
Tax Remittance Advices Issued (TRA)	12,959,783.98	6,188,294.59			19,148,078.57					19,148,078.57					19,148,078.57						12,959,783.98	6,188,294.59			19,148,078.57
Department of Foreign Affairs (DFA)	12,959,783.98	6,188,294.59			19,148,078.57					19,148,078.57					19,148,078.57						12,959,783.98	6,188,294.59			19,148,078.57
Office of the Secretary	12,959,783.98	6,188,294.59			19,148,078.57					19,148,078.57					19,148,078.57						12,959,783.98	6,188,294.59			19,148,078.57
National Capital Region (NCR)	12,959,783.98	6,188,294.59			19,148,078.57					19,148,078.57					19,148,078.57						12,959,783.98	6,188,294.59			19,148,078.57
Home Office	12,959,783.98	6,188,294.59			19,148,078.57					19,148,078.57					19,148,078.57						12,959,783.98	6,188,294.59			19,148,078.57
Cash Disbursement Ceiling (CDC)	92,958,284.68	33,549,749.14	484,359.86		126,992,393.68		3,935,245.77			3,935,245.77					3,935,245.77	130,927,639.45	90,752.17	1,168,722.29	1,259,474.46	93,049,036.85	38,653,717.2	484,359.86		132,187,113.91	
Department of Foreign Affairs (DFA)	92,958,284.68	33,549,749.14	484,359.86		126,992,393.68		3,935,245.77			3,935,245.77					3,935,245.77	130,927,639.45	90,752.17	1,168,722.29	1,259,474.46	93,049,036.85	38,653,717.2	484,359.86		132,187,113.91	
Office of the Secretary	92,958,284.68	33,549,749.14	484,359.86		126,992,393.68		3,935,245.77			3,935,245.77					3,935,245.77	130,927,639.45	90,752.17	1,168,722.29	1,259,474.46	93,049,036.85	38,653,717.2	484,359.86		132,187,113.91	
National Capital Region (NCR)	92,958,284.68	33,549,749.14	484,359.86		126,992,393.68		3,935,245.77			3,935,245.77					3,935,245.77	130,927,639.45	90,752.17	1,168,722.29	1,259,474.46	93,049,036.85	38,653,717.2	484,359.86		132,187,113.91	
Home Office	92,958,284.68	33,549,749.14	484,359.86		126,992,393.68		3,935,245.77			3,935,245.77					3,935,245.77	130,927,639.45	90,752.17	1,168,722.29	1,259,474.46	93,049,036.85	38,653,717.2	484,359.86		132,187,113.91	
Grand Total	347,528,508.74	1,381,710,761.75	528,091.35		1,729,767,361.84	8,980,595.37	39,051,715.09			48,032,310.46					48,032,310.46	1,777,799,672.31	90,752.17	1,168,722.29	1,259,474.46	356,599,856.28	1,421,931,199.13	528,091.35		1,779,059,146.76	

Summary


PARTICULARS	PREVIOUS REPORT	CURRENT MONTH	AS OF DATE
(1)	(2)	(3)	(4)
Total Disbursement Authorities Received			
NCA			
Working Fund			
TRA			
CDC			
NCAA			
Others (CDT, BTr Docs Stamp, etc.)			
Less: Notice of Transfer Allocations (NTA) issued			
Total Disbursements Authorities Available			
Less			
Lapsed NCA			
Disbursements		1,779,059,146.76	1,779,059,146.76
Balance of Disbursements Authorities as of to date		(1,779,059,146.76)	(1,779,059,146.76)
Total Disbursements Program			
Less: * Actual Disbursements		1,779,059,146.76	1,779,059,146.76
(Over)/Under spending-		(1,779,059,146.76)	(1,779,059,146.76)

Certified Correct:


RUTAS R. PATRICIO
Agency Chief Accountant

Date:

Approved By:


ALEX G. CHUA
Assistant Secretary

Office of Financial Management Services

Date:

This report was generated using the Unified Reporting System on 15/04/2019 09:44

* Partial (based on submitted Reports by Foreign Service Posts and Regional Consular Offices as of date.)


MONTHLY REPORT OF DISBURSEMENTS
For the month of February, 2019

Department: Department of Foreign Affairs (DFA)					Agency: Office of the Secretary										Operating Unit: Home Office												
Organization Code (UACS): 120011300085					Fund Cluster: 01 - Regular Agency Fund										Report Status: ALL												
PARTICULARS	CURRENT YEAR BUDGET					PRIOR YEAR'S ACCOUNTS PAYABLE					CURRENT YEAR'S ACCOUNTS PAYABLE					SUB-TOTAL	TRUST LIABILITIES				GRAND TOTAL					REMARKS	
	PS	MOOE	Fin. Exp	CO	TOTAL	PS	MOOE	Fin. Exp	CO	Sub-Total	PS	MOOE	Fin. Exp	CO	Sub-Total		TOTAL	PS	MOOE	CO	TOTAL	PS	MOOE	Fin. Exp	CO		TOTAL
1	2	3	4	5	6=(2+3+4+5)	7	8	9	10	11=(7+8+9+10)	12	13	14	15	16=(12+13+14+15)	17=(11+16)	18=(17)	19	20	21	22=(19+20+21)	23	24	25	26	27=(23+24+25+26)	28
Notice of Cash Allocation (NCA)	120,551,912.01	253,828,192.34			374,380,104.35	55,970,953.29	107,336,987.85	118.23		163,308,059.37					163,308,059.37	537,688,163.72					176,522,865.3	361,165,180.19	118.23		537,688,163.72		
MDS Checks Issued	29,422,508.39	244,643,789.43			274,066,297.82	1,492,815.59	5,650,599.13	118.23		7,143,532.95					7,143,532.95	281,209,830.77					30,915,323.98	250,294,388.56	118.23		281,209,830.77		
Department of Foreign Affairs (DFA)	29,422,508.39	244,643,789.43			274,066,297.82	1,492,815.59	5,650,599.13	118.23		7,143,532.95					7,143,532.95	281,209,830.77					30,915,323.98	250,294,388.56	118.23		281,209,830.77		
Office of the Secretary	29,422,508.39	244,643,789.43			274,066,297.82	1,492,815.59	5,650,599.13	118.23		7,143,532.95					7,143,532.95	281,209,830.77					30,915,323.98	250,294,388.56	118.23		281,209,830.77		
National Capital Region (NCR)	29,422,508.39	244,643,789.43			274,066,297.82	1,492,815.59	5,650,599.13	118.23		7,143,532.95					7,143,532.95	281,209,830.77					30,915,323.98	250,294,388.56	118.23		281,209,830.77		
Home Office	29,422,508.39	244,643,789.43			274,066,297.82	1,492,815.59	5,650,599.13	118.23		7,143,532.95					7,143,532.95	281,209,830.77					30,915,323.98	250,294,388.56	118.23		281,209,830.77		
Advice to Debit Account	91,129,403.62	9,184,402.91			100,313,806.53	54,478,137.7	101,686,388.72			156,164,526.42					156,164,526.42	256,478,332.95					145,607,541.32	110,870,791.63			256,478,332.95		
Department of Foreign Affairs (DFA)	91,129,403.62	9,184,402.91			100,313,806.53	54,478,137.7	101,686,388.72			156,164,526.42					156,164,526.42	256,478,332.95					145,607,541.32	110,870,791.63			256,478,332.95		
Office of the Secretary	91,129,403.62	9,184,402.91			100,313,806.53	54,478,137.7	101,686,388.72			156,164,526.42					156,164,526.42	256,478,332.95					145,607,541.32	110,870,791.63			256,478,332.95		
National Capital Region (NCR)	91,129,403.62	9,184,402.91			100,313,806.53	54,478,137.7	101,686,388.72			156,164,526.42					156,164,526.42	256,478,332.95					145,607,541.32	110,870,791.63			256,478,332.95		
Home Office	91,129,403.62	9,184,402.91			100,313,806.53	54,478,137.7	101,686,388.72			156,164,526.42					156,164,526.42	256,478,332.95					145,607,541.32	110,870,791.63			256,478,332.95		
Tax Remittance Advices Issued (TRA)	12,959,783.98	6,188,294.59			19,148,078.57											19,148,078.57					12,959,783.98	6,188,294.59			19,148,078.57		
Department of Foreign Affairs (DFA)	12,959,783.98	6,188,294.59			19,148,078.57											19,148,078.57					12,959,783.98	6,188,294.59			19,148,078.57		
Office of the Secretary	12,959,783.98	6,188,294.59			19,148,078.57											19,148,078.57					12,959,783.98	6,188,294.59			19,148,078.57		
National Capital Region (NCR)	12,959,783.98	6,188,294.59			19,148,078.57											19,148,078.57					12,959,783.98	6,188,294.59			19,148,078.57		
Home Office	12,959,783.98	6,188,294.59			19,148,078.57											19,148,078.57					12,959,783.98	6,188,294.59			19,148,078.57		
Cash Disbursement Ceiling (CDC)	65,069,715.87	17,752,991.07	210,305.05		83,033,011.99	43,687.35	726,384.84		7,168,440	7,938,512.19					7,938,512.19	90,971,524.18					65,113,403.22	18,479,375.91	210,305.05	7,168,440	90,971,524.18		
Department of Foreign Affairs (DFA)	65,069,715.87	17,752,991.07	210,305.05		83,033,011.99	43,687.35	726,384.84		7,168,440	7,938,512.19					7,938,512.19	90,971,524.18					65,113,403.22	18,479,375.91	210,305.05	7,168,440	90,971,524.18		
Office of the Secretary	65,069,715.87	17,752,991.07	210,305.05		83,033,011.99	43,687.35	726,384.84		7,168,440	7,938,512.19					7,938,512.19	90,971,524.18					65,113,403.22	18,479,375.91	210,305.05	7,168,440	90,971,524.18		
National Capital Region (NCR)	65,069,715.87	17,752,991.07	210,305.05		83,033,011.99	43,687.35	726,384.84		7,168,440	7,938,512.19					7,938,512.19	90,971,524.18					65,113,403.22	18,479,375.91	210,305.05	7,168,440	90,971,524.18		
Home Office	65,069,715.87	17,752,991.07	210,305.05		83,033,011.99	43,687.35	726,384.84		7,168,440	7,938,512.19					7,938,512.19	90,971,524.18					65,113,403.22	18,479,375.91	210,305.05	7,168,440	90,971,524.18		
Grand Total	198,581,411.86	277,769,478	210,305.05		476,561,194.91	56,014,640.64	108,063,372.69	118.23	7,168,440	171,246,371.56					171,246,371.56	647,807,766.47					254,396,052.5	385,832,850.69	210,423.28	7,168,440	647,807,766.47		

Summary


PARTICULARS	PREVIOUS REPORT	CURRENT MONTH	AS OF DATE
(1)	(2)	(3)	(4)
Total Disbursement Authorities Received			
NCA			
Working Fund			
TRA			
CDC			
NCAA			
Others (CDT, BTR Docs Stamp, etc.)			
Less: Notice of Transfer Allocations (NTA)* issued			
Total Disbursements Authorities Available			
Less:			
Lapsed NCA			
Disbursements		647,807,766.47	647,807,766.47
Balance of Disbursements Authorities as of to date		(647,807,766.47)	(647,807,766.47)
Total Disbursements Program			
Less: * Actual Disbursements		647,807,766.47	647,807,766.47
(Over)/Under spending-		(647,807,766.47)	(647,807,766.47)

Certified Correct:


Agency Chief Accountant

Date:

Approved By:


ALEX G. CHUA
Head of Agency or Authorized Representative
Office of Financial Management Services

Date:


MONTHLY REPORT OF DISBURSEMENTS
For the month of January, 2019

Department: Department of Foreign Affairs (DFA)						Agency: Office of the Secretary						Operating Unit: Home Office															
Organization Code (UACS): 120011300085						Fund Cluster: 01 - Regular Agency Fund						Report Status: ALL															
PARTICULARS	CURRENT YEAR BUDGET					PRIOR YEAR'S BUDGET										SUB-TOTAL	TRUST LIABILITIES				GRAND TOTAL					REMARKS	
	PS	MOOE	Fin. Exp	CO	TOTAL	PRIOR YEAR'S ACCOUNTS PAYABLE					CURRENT YEAR'S ACCOUNTS PAYABLE						PS	MOOE	CO	TOTAL	PS	MOOE	Fin. Exp	CO	TOTAL		
1	2	3	4	5	6=(2+3+4+5)	7	8	9	10	11=(7+8+9+10)	12	13	14	15	16=(12+13+14+15)	17=(11+16)	18=(6+17)	19	20	21	22=(19+20+21)	23	24	25	26	27=(23+24+25+26)	28
Notice of Cash Allocation (NCA)	198,925,022.93	78,556,032.94	22,964.53		277,504,020.4	841,665.13	8,898,224.71	31,090.61		9,770,980.45						9,770,980.45	287,275,000.85					199,766,688.06	87,454,257.65	54,055.14		287,275,000.85	
MDS Checks Issued	111,961,477.44	14,466,257.56	22,964.53		126,450,699.53	841,665.13	8,898,224.71	31,090.61		9,770,980.45						9,770,980.45	136,221,679.98					112,803,142.57	23,364,482.27	54,055.14		136,221,679.98	
Department of Foreign Affairs (DFA)	111,961,477.44	14,466,257.56	22,964.53		126,450,699.53	841,665.13	8,898,224.71	31,090.61		9,770,980.45						9,770,980.45	136,221,679.98					112,803,142.57	23,364,482.27	54,055.14		136,221,679.98	
Office of the Secretary	111,961,477.44	14,466,257.56	22,964.53		126,450,699.53	841,665.13	8,898,224.71	31,090.61		9,770,980.45						9,770,980.45	136,221,679.98					112,803,142.57	23,364,482.27	54,055.14		136,221,679.98	
National Capital Region (NCR)	111,961,477.44	14,466,257.56	22,964.53		126,450,699.53	841,665.13	8,898,224.71	31,090.61		9,770,980.45						9,770,980.45	136,221,679.98					112,803,142.57	23,364,482.27	54,055.14		136,221,679.98	
Home Office	111,961,477.44	14,466,257.56	22,964.53		126,450,699.53	841,665.13	8,898,224.71	31,090.61		9,770,980.45						9,770,980.45	136,221,679.98					112,803,142.57	23,364,482.27	54,055.14		136,221,679.98	
Advice to Debit Account	86,963,545.49	64,089,775.38			151,053,320.87												151,053,320.87					86,963,545.49	64,089,775.38			151,053,320.87	
Department of Foreign Affairs (DFA)	86,963,545.49	64,089,775.38			151,053,320.87												151,053,320.87					86,963,545.49	64,089,775.38			151,053,320.87	
Office of the Secretary	86,963,545.49	64,089,775.38			151,053,320.87												151,053,320.87					86,963,545.49	64,089,775.38			151,053,320.87	
National Capital Region (NCR)	86,963,545.49	64,089,775.38			151,053,320.87												151,053,320.87					86,963,545.49	64,089,775.38			151,053,320.87	
Home Office	86,963,545.49	64,089,775.38			151,053,320.87												151,053,320.87					86,963,545.49	64,089,775.38			151,053,320.87	
Tax Remittance Advices Issued (TRA)	11,116,470.9	2,600,547.6			13,717,018.5												13,717,018.5					11,116,470.9	2,600,547.6			13,717,018.5	
Department of Foreign Affairs (DFA)	11,116,470.9	2,600,547.6			13,717,018.5												13,717,018.5					11,116,470.9	2,600,547.6			13,717,018.5	
Office of the Secretary	11,116,470.9	2,600,547.6			13,717,018.5												13,717,018.5					11,116,470.9	2,600,547.6			13,717,018.5	
National Capital Region (NCR)	11,116,470.9	2,600,547.6			13,717,018.5												13,717,018.5					11,116,470.9	2,600,547.6			13,717,018.5	
Home Office	11,116,470.9	2,600,547.6			13,717,018.5												13,717,018.5					11,116,470.9	2,600,547.6			13,717,018.5	
Cash Disbursement Ceiling (CDC)	32,275,528.57	8,581,199.93	128,453.88		40,985,182.38	677,877.84	5,598,379.64	95,478.37		6,371,735.85						6,371,735.85	47,356,918.23					32,953,406.41	14,179,579.57	223,932.25		47,356,918.23	
Department of Foreign Affairs (DFA)	32,275,528.57	8,581,199.93	128,453.88		40,985,182.38	677,877.84	5,598,379.64	95,478.37		6,371,735.85						6,371,735.85	47,356,918.23					32,953,406.41	14,179,579.57	223,932.25		47,356,918.23	
Office of the Secretary	32,275,528.57	8,581,199.93	128,453.88		40,985,182.38	677,877.84	5,598,379.64	95,478.37		6,371,735.85						6,371,735.85	47,356,918.23					32,953,406.41	14,179,579.57	223,932.25		47,356,918.23	
National Capital Region (NCR)	32,275,528.57	8,581,199.93	128,453.88		40,985,182.38	677,877.84	5,598,379.64	95,478.37		6,371,735.85						6,371,735.85	47,356,918.23					32,953,406.41	14,179,579.57	223,932.25		47,356,918.23	
Home Office	32,275,528.57	8,581,199.93	128,453.88		40,985,182.38	677,877.84	5,598,379.64	95,478.37		6,371,735.85						6,371,735.85	47,356,918.23					32,953,406.41	14,179,579.57	223,932.25		47,356,918.23	
Grand Total	242,317,022.4	89,737,780.47	151,418.41		332,206,221.28	1,519,542.97	14,496,604.35	126,568.98		16,142,716.3						16,142,716.3	348,348,937.58					243,836,565.37	104,234,384.82	277,987.39		348,348,937.58	

Summary

PARTICULARS	PREVIOUS REPORT	CURRENT MONTH	AS OF DATE
(1)	(2)	(3)	(4)
Total Disbursement Authorities Received			
NCA			
Working Fund			
TRA			
CDC			
NCAA			
Others (CDT, BTr Does Stamp, etc.)			
Less: Notice of Transfer Allocations (NTA)* issued			
Total Disbursements Authorities Available			
Less			
Lapsed NCA			
Disbursements	348,348,937.58	348,348,937.58	
Balance of Disbursements Authorities as of to date	(348,348,937.58)	(348,348,937.58)	
Total Disbursements Program			
Less: * Actual Disbursements	348,348,937.58	348,348,937.58	
(Over)/Under spending-	(348,348,937.58)	(348,348,937.58)	

Certified Correct:


Agency Chief Accountant

Date:

Approved By:


ALEX G. CHUA
Head of Agency or Authorized Representative
Office of Financial Management Services
Date:


MONTHLY REPORT OF DISBURSEMENTS
For the month of December, 2018

Department: Department of Foreign Affairs (DFA)						Agency: Office of the Secretary						Operating Unit: All															
Organization Code (UACS): 12001000000						Fund Cluster: 01 - Regular Agency Fund						Report Status: ALL															
PARTICULARS	CURRENT YEAR BUDGET					PRIOR YEAR'S BUDGET										SUB-TOTAL	TRUST LIABILITIES				GRAND TOTAL					REMARKS	
	PS	MOOE	Fin. Exp	CO	TOTAL	PS	MOOE	Fin. Exp	CO	Sub-Total	PS	MOOE	Fin. Exp	CO	Sub-Total		TOTAL	PS	MOOE	CO	TOTAL	PS	MOOE	Fin. Exp	CO		TOTAL
1	2	3	4	5	6=(2+3+4+5)	7	8	9	10	11=(7+8+9+10)	12	13	14	15	16=(12+13+14+15)	17=(11+16)	18=(6+17)	19	20	21	22=(19+20+21)	23	24	25	26	27=(23+24+25+26)	28
Notice of Cash Allocation (NCA)	520,587,915.13	602,966,768.44	602,733.18	10,158,904.8	1,134,316,321.55	388,872.84	410,411.94			799,284.78					799,284.78	1,135,115,606.33					520,976,787.97	603,377,180.38	602,733.18	10,158,904.8	1,135,115,606.33		
MDS Checks Issued	361,154,616.05	132,776,074.23	602,733.18	5,249,904.8	499,783,328.26	388,872.84				388,872.84					388,872.84	500,172,201.1					361,543,488.89	132,776,074.23	602,733.18	5,249,904.8	500,172,201.1		
Department of Foreign Affairs (DFA)	361,154,616.05	132,776,074.23	602,733.18	5,249,904.8	499,783,328.26	388,872.84				388,872.84					388,872.84	500,172,201.1					361,543,488.89	132,776,074.23	602,733.18	5,249,904.8	500,172,201.1		
Office of the Secretary	361,154,616.05	132,776,074.23	602,733.18	5,249,904.8	499,783,328.26	388,872.84				388,872.84					388,872.84	500,172,201.1					361,543,488.89	132,776,074.23	602,733.18	5,249,904.8	500,172,201.1		
National Capital Region (NCR)	361,154,616.05	132,776,074.23	602,733.18	5,249,904.8	499,783,328.26	388,872.84				388,872.84					388,872.84	500,172,201.1					361,543,488.89	132,776,074.23	602,733.18	5,249,904.8	500,172,201.1		
Home Office	361,154,616.05	132,776,074.23	602,733.18	5,249,904.8	499,783,328.26	388,872.84				388,872.84					388,872.84	500,172,201.1					361,543,488.89	132,776,074.23	602,733.18	5,249,904.8	500,172,201.1		
Advice to Debit Account	159,433,299.08	470,190,694.21		4,909,000	634,532,993.29		410,411.94			410,411.94					410,411.94	634,943,405.23					159,433,299.08	470,601,106.15		4,909,000	634,943,405.23		
Department of Foreign Affairs (DFA)	159,433,299.08	470,190,694.21		4,909,000	634,532,993.29		410,411.94			410,411.94					410,411.94	634,943,405.23					159,433,299.08	470,601,106.15		4,909,000	634,943,405.23		
Office of the Secretary	159,433,299.08	470,190,694.21		4,909,000	634,532,993.29		410,411.94			410,411.94					410,411.94	634,943,405.23					159,433,299.08	470,601,106.15		4,909,000	634,943,405.23		
National Capital Region (NCR)	159,433,299.08	470,190,694.21		4,909,000	634,532,993.29		410,411.94			410,411.94					410,411.94	634,943,405.23					159,433,299.08	470,601,106.15		4,909,000	634,943,405.23		
Home Office	159,433,299.08	470,190,694.21		4,909,000	634,532,993.29		410,411.94			410,411.94					410,411.94	634,943,405.23					159,433,299.08	470,601,106.15		4,909,000	634,943,405.23		
Tax Remittance Advices Issued (TRA)	23,003,290.93	26,420,101.44			49,423,392.37											49,423,392.37					23,003,290.93	26,420,101.44			49,423,392.37		
Department of Foreign Affairs (DFA)	23,003,290.93	26,420,101.44			49,423,392.37											49,423,392.37					23,003,290.93	26,420,101.44			49,423,392.37		
Office of the Secretary	23,003,290.93	26,420,101.44			49,423,392.37											49,423,392.37					23,003,290.93	26,420,101.44			49,423,392.37		
National Capital Region (NCR)	23,003,290.93	26,420,101.44			49,423,392.37											49,423,392.37					23,003,290.93	26,420,101.44			49,423,392.37		
Home Office	23,003,290.93	26,420,101.44			49,423,392.37											49,423,392.37					23,003,290.93	26,420,101.44			49,423,392.37		
Cash Disbursement Ceiling (CDC)	251,480,909.58	122,078,011.12	875,070.7	6,082,005.46	380,515,996.86		12,879.3		4,704,000	4,716,879.3					4,716,879.3	385,232,876.16					251,480,909.58	122,090,890.42	875,070.7	10,786,005.46	385,232,876.16		
Department of Foreign Affairs (DFA)	251,480,909.58	122,078,011.12	875,070.7	6,082,005.46	380,515,996.86		12,879.3		4,704,000	4,716,879.3					4,716,879.3	385,232,876.16					251,480,909.58	122,090,890.42	875,070.7	10,786,005.46	385,232,876.16		
Office of the Secretary	251,480,909.58	122,078,011.12	875,070.7	6,082,005.46	380,515,996.86		12,879.3		4,704,000	4,716,879.3					4,716,879.3	385,232,876.16					251,480,909.58	122,090,890.42	875,070.7	10,786,005.46	385,232,876.16		
National Capital Region (NCR)	251,480,909.58	122,078,011.12	875,070.7	6,082,005.46	380,515,996.86		12,879.3		4,704,000	4,716,879.3					4,716,879.3	385,232,876.16					251,480,909.58	122,090,890.42	875,070.7	10,786,005.46	385,232,876.16		
Home Office	251,480,909.58	122,078,011.12	875,070.7	6,082,005.46	380,515,996.86		12,879.3		4,704,000	4,716,879.3					4,716,879.3	385,232,876.16					251,480,909.58	122,090,890.42	875,070.7	10,786,005.46	385,232,876.16		
Grand Total	795,072,115.64	751,464,881	1,477,803.88	16,240,910.26	1,564,255,710.78	388,872.84	423,291.24		4,704,000	5,516,164.08					5,516,164.08	1,569,771,874.86					795,460,988.48	751,888,172.24	1,477,803.88	20,944,910.26	1,569,771,874.86		

Summary

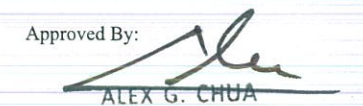
PARTICULARS	PREVIOUS REPORT	CURRENT MONTH	AS OF DATE
(1)	(2)	(3)	(4)
Total Disbursement Authorities Received			
NCA			
Working Fund			
TRA			
CDC			
NCAA			
Others (CDT, BTR Docs Stamp, etc.)			
Less: Notice of Transfer Allocations (NTA)* issued			
Total Disbursements Authorities Available			
Less:			
Lapsed NCA			
Disbursements	1,569,771,874.86	1,569,771,874.86	
Balance of Disbursements Authorities as of date	(1,569,771,874.86)	(1,569,771,874.86)	
Total Disbursements Program			
Less: * Actual Disbursements	1,569,771,874.86	1,569,771,874.86	
(Over)/Under spending-	(1,569,771,874.86)	(1,569,771,874.86)	

Certified Correct:


Agency Chief Accountant

Date:

Approved By:


ALEX G. CHUA
Assistant Secretary
Head of Agency or Authorized
Representative of Management Services

Date:

MONTHLY REPORT OF DISBURSEMENTS
For the month of November, 2018

Department: Department of Foreign Affairs (DFA)					Agency: Office of the Secretary										Operating Unit: All										
Organization Code (UACS): 12001000000					Fund Cluster: 01 - Regular Agency Fund										Report Status: ALL										
PARTICULARS	CURRENT YEAR BUDGET				PRIOR YEAR'S ACCOUNTS PAYABLE					CURRENT YEAR'S ACCOUNTS PAYABLE					SUB-TOTAL	TRUST LIABILITIES			GRAND TOTAL				REMARKS		
	PS	MOOE	Fin. Exp	CO	FS	MOOE	Fin. Exp	CO	Sub-Total	TOTAL	FS	MOOE	Fin. Exp	CO		Sub-Total	TOTAL	FS	MOOE	CO	TOTAL	PS		MOOE	Fin. Exp
Notice of Cash Allocation (NCA)	817,423,832.62	162,773,532.16	503,730.84	3,183,234.88	983,884,330.5	7,571,565.67	268,513.81				7,840,079.48				7,840,079.48	991,724,409.98					824,995,398.29	163,042,045.97	503,730.84	3,183,234.88	991,724,409.98
MDS Checks Issued	620,511,455.49	73,529,083.53	503,730.84	2,124,446.31	696,668,716.17	7,571,565.67	143,859.91				7,715,425.58				7,715,425.58	704,384,141.75					628,083,021.16	73,672,943.44	503,730.84	2,124,446.31	704,384,141.75
Department of Foreign Affairs (DFA)	620,511,455.49	73,529,083.53	503,730.84	2,124,446.31	696,668,716.17	7,571,565.67	143,859.91				7,715,425.58				7,715,425.58	704,384,141.75					628,083,021.16	73,672,943.44	503,730.84	2,124,446.31	704,384,141.75
Office of the Secretary	620,511,455.49	73,529,083.53	503,730.84	2,124,446.31	696,668,716.17	7,571,565.67	143,859.91				7,715,425.58				7,715,425.58	704,384,141.75					628,083,021.16	73,672,943.44	503,730.84	2,124,446.31	704,384,141.75
National Capital Region (NCR)	620,511,455.49	73,529,083.53	503,730.84	2,124,446.31	696,668,716.17	7,571,565.67	143,859.91				7,715,425.58				7,715,425.58	704,384,141.75					628,083,021.16	73,672,943.44	503,730.84	2,124,446.31	704,384,141.75
Home Office	620,511,455.49	73,529,083.53	503,730.84	2,124,446.31	696,668,716.17	7,571,565.67	143,859.91				7,715,425.58				7,715,425.58	704,384,141.75					628,083,021.16	73,672,943.44	503,730.84	2,124,446.31	704,384,141.75
Advice to Debit Account	196,912,377.13	89,244,448.63		1,058,788.57	287,215,614.33		124,653.9				124,653.9				124,653.9	287,340,268.23					196,912,377.13	89,369,102.53		1,058,788.57	287,340,268.23
Department of Foreign Affairs (DFA)	196,912,377.13	89,244,448.63		1,058,788.57	287,215,614.33		124,653.9				124,653.9				124,653.9	287,340,268.23					196,912,377.13	89,369,102.53		1,058,788.57	287,340,268.23
Office of the Secretary	196,912,377.13	89,244,448.63		1,058,788.57	287,215,614.33		124,653.9				124,653.9				124,653.9	287,340,268.23					196,912,377.13	89,369,102.53		1,058,788.57	287,340,268.23
National Capital Region (NCR)	196,912,377.13	89,244,448.63		1,058,788.57	287,215,614.33		124,653.9				124,653.9				124,653.9	287,340,268.23					196,912,377.13	89,369,102.53		1,058,788.57	287,340,268.23
Home Office	196,912,377.13	89,244,448.63		1,058,788.57	287,215,614.33		124,653.9				124,653.9				124,653.9	287,340,268.23					196,912,377.13	89,369,102.53		1,058,788.57	287,340,268.23
Tax Remittance Advances Issued (TRA)	38,020,253.32	4,416,112.74			42,436,366.06											42,436,366.06					38,020,253.32	4,416,112.74			42,436,366.06
Department of Foreign Affairs (DFA)	38,020,253.32	4,416,112.74			42,436,366.06											42,436,366.06					38,020,253.32	4,416,112.74			42,436,366.06
Office of the Secretary	38,020,253.32	4,416,112.74			42,436,366.06											42,436,366.06					38,020,253.32	4,416,112.74			42,436,366.06
National Capital Region (NCR)	38,020,253.32	4,416,112.74			42,436,366.06											42,436,366.06					38,020,253.32	4,416,112.74			42,436,366.06
Home Office	38,020,253.32	4,416,112.74			42,436,366.06											42,436,366.06					38,020,253.32	4,416,112.74			42,436,366.06
Cash Disbursement Ceiling (CDC)	112,809,456.93	43,086,607.86	2,571,597.2		158,467,661.99		184,050.7		2,634,240	2,818,290.7					2,818,290.7	161,285,952.69					112,809,456.93	43,270,658.56	2,571,597.2		161,285,952.69
Department of Foreign Affairs (DFA)	112,809,456.93	43,086,607.86	2,571,597.2		158,467,661.99		184,050.7		2,634,240	2,818,290.7					2,818,290.7	161,285,952.69					112,809,456.93	43,270,658.56	2,571,597.2		161,285,952.69
Office of the Secretary	112,809,456.93	43,086,607.86	2,571,597.2		158,467,661.99		184,050.7		2,634,240	2,818,290.7					2,818,290.7	161,285,952.69					112,809,456.93	43,270,658.56	2,571,597.2		161,285,952.69
National Capital Region (NCR)	112,809,456.93	43,086,607.86	2,571,597.2		158,467,661.99		184,050.7		2,634,240	2,818,290.7					2,818,290.7	161,285,952.69					112,809,456.93	43,270,658.56	2,571,597.2		161,285,952.69
Home Office	112,809,456.93	43,086,607.86	2,571,597.2		158,467,661.99		184,050.7		2,634,240	2,818,290.7					2,818,290.7	161,285,952.69					112,809,456.93	43,270,658.56	2,571,597.2		161,285,952.69
Grand Total	988,253,542.87	210,276,252.76	3,075,328.04	3,183,234.88	1,184,788,358.55	7,571,565.67	452,564.51		2,634,240	10,658,370.18					1,195,446,728.73	1,195,446,728.73					975,825,108.54	210,728,817.27	3,075,328.04	5,817,474.88	1,195,446,728.73


Summary

PARTICULARS	PREVIOUS REPORT	CURRENT MONTH	AS OF DATE
(1)	(2)	(3)	(4)
Total Disbursement Authorities Received			
NCA			
Working Fund			
TRA			
CDC			
NCAA			
Others (CDT, BTR Docs Stamp, etc.)			
Less: Notice of Transfer Allocations (NTA)* issued			
Total Disbursements Authorities Available			
Less			
Lapsed NCA			
Disbursements	1,195,446,728.73	1,195,446,728.73	
Balance of Disbursements Authorities as of to date	(1,195,446,728.73)	(1,195,446,728.73)	
Total Disbursements Program			
Less: * Actual Disbursements	1,195,446,728.73	1,195,446,728.73	
(Over/Under spending)	(1,195,446,728.73)	(1,195,446,728.73)	

Certified Correct: ✓


Agency Chief Accountant

Date:

Approved By: 
ALEX G. CHUA
Assistant Secretary
Head of Agency or Authorized
Office Representative Management Services
Date:


MONTHLY REPORT OF DISBURSEMENTS
For the month of October, 2018

Department: Department of Foreign Affairs (DFA)						Agency: Office of the Secretary						Operating Unit: All															
Organization Code (UACS): 12001000000						Fund Cluster: 01 - Regular Agency Fund						Report Status: ALL															
PARTICULARS	CURRENT YEAR BUDGET					PRIOR YEAR'S BUDGET					SUB-TOTAL	TRUST LIABILITIES				GRAND TOTAL				REMARKS							
	PS	MOOE	Fin. Exp	CO	TOTAL	PS	MOOE	Fin. Exp	CO	TOTAL		PS	MOOE	CO	TOTAL	PS	MOOE	Fin. Exp	CO		TOTAL						
1	2	3	4	5	6=(2+3+4+5)	7	8	9	10	11=(7+8+9+10)	12	13	14	15	16=(12+13+14+15)	17=(11+16)	18=(6+17)	19	20	21	22=(19+20+21)	23	24	25	26	27=(23+24+25+26)	28
Notice of Cash Allocation (NCA)	202,097,210.27	389,008,240.55	23,539.39		591,128,990.21	59,075.81	805,550.25		6,768,000	7,632,626.06					7,632,626.06	598,761,616.27						202,156,286.08	389,813,790.8	23,539.39	6,768,000	598,761,616.27	
MDS Checks Issued	97,069,601.47	25,323,043.56	23,539.39		122,416,184.42	59,075.81	224,591.59			283,667.4					283,667.4	122,699,851.82						97,128,677.28	25,547,635.15	23,539.39		122,699,851.82	
Department of Foreign Affairs (DFA)	97,069,601.47	25,323,043.56	23,539.39		122,416,184.42	59,075.81	224,591.59			283,667.4					283,667.4	122,699,851.82						97,128,677.28	25,547,635.15	23,539.39		122,699,851.82	
Office of the Secretary	97,069,601.47	25,323,043.56	23,539.39		122,416,184.42	59,075.81	224,591.59			283,667.4					283,667.4	122,699,851.82						97,128,677.28	25,547,635.15	23,539.39		122,699,851.82	
National Capital Region (NCR)	97,069,601.47	25,323,043.56	23,539.39		122,416,184.42	59,075.81	224,591.59			283,667.4					283,667.4	122,699,851.82						97,128,677.28	25,547,635.15	23,539.39		122,699,851.82	
Home Office	97,069,601.47	25,323,043.56	23,539.39		122,416,184.42	59,075.81	224,591.59			283,667.4					283,667.4	122,699,851.82						97,128,677.28	25,547,635.15	23,539.39		122,699,851.82	
Advice to Debit Account	105,027,608.8	363,685,196.99			468,712,805.79		580,958.66		6,768,000	7,348,958.66					7,348,958.66	476,061,764.45						105,027,608.8	364,266,155.65			476,061,764.45	
Department of Foreign Affairs (DFA)	105,027,608.8	363,685,196.99			468,712,805.79		580,958.66		6,768,000	7,348,958.66					7,348,958.66	476,061,764.45						105,027,608.8	364,266,155.65			476,061,764.45	
Office of the Secretary	105,027,608.8	363,685,196.99			468,712,805.79		580,958.66		6,768,000	7,348,958.66					7,348,958.66	476,061,764.45						105,027,608.8	364,266,155.65			476,061,764.45	
National Capital Region (NCR)	105,027,608.8	363,685,196.99			468,712,805.79		580,958.66		6,768,000	7,348,958.66					7,348,958.66	476,061,764.45						105,027,608.8	364,266,155.65			476,061,764.45	
Home Office	105,027,608.8	363,685,196.99			468,712,805.79		580,958.66		6,768,000	7,348,958.66					7,348,958.66	476,061,764.45						105,027,608.8	364,266,155.65			476,061,764.45	
Tax Remittance Advices Issued (TRA)	8,743,154.14	49,147,394.94			57,890,549.08											57,890,549.08						8,743,154.14	49,147,394.94			57,890,549.08	
Department of Foreign Affairs (DFA)	8,743,154.14	49,147,394.94			57,890,549.08											57,890,549.08						8,743,154.14	49,147,394.94			57,890,549.08	
Office of the Secretary	8,743,154.14	49,147,394.94			57,890,549.08											57,890,549.08						8,743,154.14	49,147,394.94			57,890,549.08	
National Capital Region (NCR)	8,743,154.14	49,147,394.94			57,890,549.08											57,890,549.08						8,743,154.14	49,147,394.94			57,890,549.08	
Home Office	8,743,154.14	49,147,394.94			57,890,549.08											57,890,549.08						8,743,154.14	49,147,394.94			57,890,549.08	
Cash Disbursement Ceiling (CDC)	53,786,195.75	23,068,365.6	1,175,634.09		78,030,195.44		361,365.27		4,798,080	5,159,445.27					5,159,445.27	83,189,640.71						53,786,195.75	23,429,730.87	1,175,634.09	4,798,080	83,189,640.71	
Department of Foreign Affairs (DFA)	53,786,195.75	23,068,365.6	1,175,634.09		78,030,195.44		361,365.27		4,798,080	5,159,445.27					5,159,445.27	83,189,640.71						53,786,195.75	23,429,730.87	1,175,634.09	4,798,080	83,189,640.71	
Office of the Secretary	53,786,195.75	23,068,365.6	1,175,634.09		78,030,195.44		361,365.27		4,798,080	5,159,445.27					5,159,445.27	83,189,640.71						53,786,195.75	23,429,730.87	1,175,634.09	4,798,080	83,189,640.71	
National Capital Region (NCR)	53,786,195.75	23,068,365.6	1,175,634.09		78,030,195.44		361,365.27		4,798,080	5,159,445.27					5,159,445.27	83,189,640.71						53,786,195.75	23,429,730.87	1,175,634.09	4,798,080	83,189,640.71	
Home Office	53,786,195.75	23,068,365.6	1,175,634.09		78,030,195.44		361,365.27		4,798,080	5,159,445.27					5,159,445.27	83,189,640.71						53,786,195.75	23,429,730.87	1,175,634.09	4,798,080	83,189,640.71	
Grand Total	264,626,560.16	461,224,001.09	1,199,173.48		727,049,734.73	59,075.81	1,166,915.52		11,566,080	12,792,071.33					12,792,071.33	739,841,806.06						264,685,635.97	462,390,916.61	1,199,173.48	11,566,080	739,841,806.06	

Summary


PARTICULARS	PREVIOUS REPORT	CURRENT MONTH	AS OF DATE
(1)	(2)	(3)	(4)
Total Disbursement Authorities Received			
NCA			
Working Fund			
TRA			
CDC			
NCAA			
Others (CDT, BTr Docs Stamp, etc.)			
Less: Notice of Transfer Allocations (NTA)* issued			
Total Disbursements Authorities Available			
Less			
Lapsed NCA			
Disbursements		739,841,806.06	739,841,806.06
Balance of Disbursements Authorities as of to date		(739,841,806.06)	(739,841,806.06)
Total Disbursements Program			
Less: * Actual Disbursements		739,841,806.06	739,841,806.06
(Over)/Under spending-		(739,841,806.06)	(739,841,806.06)

Certified Correct:


Agency Chief Accountant
Date:



Approved By:


ALEX G. CHUA
Assistant Secretary
Head of Agency of Authorized
Office of Financial Management Services
Date:


MONTHLY REPORT OF DISBURSEMENTS
For the month of September, 2018

Department: Department of Foreign Affairs (DFA)					Agency: Office of the Secretary										Operating Unit: Home Office												
Organization Code (UACS): 120011300085					Fund Cluster: 01 - Regular Agency Fund										Report Status: ALL												
PARTICULARS	CURRENT YEAR BUDGET					PRIOR YEAR'S ACCOUNTS PAYABLE					CURRENT YEAR'S ACCOUNTS PAYABLE					SUB-TOTAL	TRUST LIABILITIES				GRAND TOTAL					REMARKS	
	PS	MOOE	Fin. Exp	CO	TOTAL	PS	MOOE	Fin. Exp	CO	Sub-Total	PS	MOOE	Fin. Exp	CO	Sub-Total		TOTAL	PS	MOOE	CO	TOTAL	PS	MOOE	Fin. Exp	CO		TOTAL
1	2	3	4	5	6=(2+3+4+5)	7	8	9	10	11=(7+8+9+10)	12	13	14	15	16=(12+13+14+15)	17=(11+16)	18=(6+17)	19	20	21	22=(19+20+21)	23	24	25	26	27=(23+24+25+26)	28
Notice of Cash Allocation (NCA)	217,414,125.84	858,849,528.93	9,500.62		1,076,273,155.39	590,425.36	3,543,524.57		20,156,501.53	24,290,451.46					24,290,451.46	1,100,563,606.85					218,004,551.2	862,393,053.5	9,500.62		20,156,501.53	1,100,563,606.85	
MDS Checks Issued	99,166,809.58	29,881,876.74	9,500.62		129,058,186.94	590,425.36	1,166,209.05			1,756,634.41					1,756,634.41	130,814,821.35					99,757,234.94	31,048,085.79	9,500.62			130,814,821.35	
Department of Foreign Affairs (DFA)	99,166,809.58	29,881,876.74	9,500.62		129,058,186.94	590,425.36	1,166,209.05			1,756,634.41					1,756,634.41	130,814,821.35					99,757,234.94	31,048,085.79	9,500.62			130,814,821.35	
Office of the Secretary	99,166,809.58	29,881,876.74	9,500.62		129,058,186.94	590,425.36	1,166,209.05			1,756,634.41					1,756,634.41	130,814,821.35					99,757,234.94	31,048,085.79	9,500.62			130,814,821.35	
National Capital Region (NCR)	99,166,809.58	29,881,876.74	9,500.62		129,058,186.94	590,425.36	1,166,209.05			1,756,634.41					1,756,634.41	130,814,821.35					99,757,234.94	31,048,085.79	9,500.62			130,814,821.35	
Home Office	99,166,809.58	29,881,876.74	9,500.62		129,058,186.94	590,425.36	1,166,209.05			1,756,634.41					1,756,634.41	130,814,821.35					99,757,234.94	31,048,085.79	9,500.62			130,814,821.35	
Advice to Debit Account	118,247,316.26	828,967,652.19			947,214,968.45		2,377,315.52		20,156,501.53	22,533,817.05					22,533,817.05	969,748,785.5					118,247,316.26	831,344,967.71			20,156,501.53	969,748,785.5	
Department of Foreign Affairs (DFA)	118,247,316.26	828,967,652.19			947,214,968.45		2,377,315.52		20,156,501.53	22,533,817.05					22,533,817.05	969,748,785.5					118,247,316.26	831,344,967.71			20,156,501.53	969,748,785.5	
Office of the Secretary	118,247,316.26	828,967,652.19			947,214,968.45		2,377,315.52		20,156,501.53	22,533,817.05					22,533,817.05	969,748,785.5					118,247,316.26	831,344,967.71			20,156,501.53	969,748,785.5	
National Capital Region (NCR)	118,247,316.26	828,967,652.19			947,214,968.45		2,377,315.52		20,156,501.53	22,533,817.05					22,533,817.05	969,748,785.5					118,247,316.26	831,344,967.71			20,156,501.53	969,748,785.5	
Home Office	118,247,316.26	828,967,652.19			947,214,968.45		2,377,315.52		20,156,501.53	22,533,817.05					22,533,817.05	969,748,785.5					118,247,316.26	831,344,967.71			20,156,501.53	969,748,785.5	
Tax Remittance Advices Issued (TRA)	11,135,346.02	20,986,276.37			32,121,622.39										32,121,622.39						11,135,346.02	20,986,276.37				32,121,622.39	
Department of Foreign Affairs (DFA)	11,135,346.02	20,986,276.37			32,121,622.39										32,121,622.39						11,135,346.02	20,986,276.37				32,121,622.39	
Office of the Secretary	11,135,346.02	20,986,276.37			32,121,622.39										32,121,622.39						11,135,346.02	20,986,276.37				32,121,622.39	
National Capital Region (NCR)	11,135,346.02	20,986,276.37			32,121,622.39										32,121,622.39						11,135,346.02	20,986,276.37				32,121,622.39	
Home Office	11,135,346.02	20,986,276.37			32,121,622.39										32,121,622.39						11,135,346.02	20,986,276.37				32,121,622.39	
Cash Disbursement Ceiling (CDC)	51,554,154.88	15,822,124.25	1,728,874.29		69,105,153.42										69,105,153.42						51,554,154.88	15,822,124.25	1,728,874.29			69,105,153.42	
Department of Foreign Affairs (DFA)	51,554,154.88	15,822,124.25	1,728,874.29		69,105,153.42										69,105,153.42						51,554,154.88	15,822,124.25	1,728,874.29			69,105,153.42	
Office of the Secretary	51,554,154.88	15,822,124.25	1,728,874.29		69,105,153.42										69,105,153.42						51,554,154.88	15,822,124.25	1,728,874.29			69,105,153.42	
National Capital Region (NCR)	51,554,154.88	15,822,124.25	1,728,874.29		69,105,153.42										69,105,153.42						51,554,154.88	15,822,124.25	1,728,874.29			69,105,153.42	
Home Office	51,554,154.88	15,822,124.25	1,728,874.29		69,105,153.42										69,105,153.42						51,554,154.88	15,822,124.25	1,728,874.29			69,105,153.42	
Grand Total	280,103,626.74	895,657,929.55	1,738,374.91		1,177,499,931.2	590,425.36	3,543,524.57		20,156,501.53	24,290,451.46					24,290,451.46	1,201,790,382.66					280,694,052.1	899,201,454.12	1,738,374.91		20,156,501.53	1,201,790,382.66	

Summary

PARTICULARS	PREVIOUS REPORT	CURRENT MONTH	AS OF DATE
(1)	(2)	(3)	(4)
Total Disbursement Authorities Received			
NCA			
Working Fund			
TRA			
CDC			
NCAA			
Others (CDT, BTr Docs Stamp, etc.)			
Less: Notice of Transfer Allocations (NTA) issued			
Total Disbursements Authorities Available			
Less:			
Lapsed NCA			
Disbursements		1,201,790,382.66	1,201,790,382.66
Balance of Disbursements Authorities as of date		(1,201,790,382.66)	(1,201,790,382.66)
Total Disbursements Program			
Less: * Actual Disbursements		1,201,790,382.66	1,201,790,382.66
(Over)/Under spending-		(1,201,790,382.66)	(1,201,790,382.66)

Certified Correct:



Agency Chief Accountant

Date:

Approved By:



Date:

MONTHLY REPORT OF DISBURSEMENTS
For the month of August, 2018

Department: Department of Foreign Affairs (DFA)					Agency: Office of the Secretary										Operating Unit: Home Office												
Organization Code (UACS): 120011300085					Fund Cluster: 01 - Regular Agency Fund										Report Status: ALL												
PARTICULARS	CURRENT YEAR BUDGET					PRIOR YEAR'S ACCOUNTS PAYABLE					CURRENT YEAR'S ACCOUNTS PAYABLE					SUB-TOTAL	TRUST LIABILITIES				GRAND TOTAL					REMARKS	
	PS	MOOE	Fin. Exp	CO	TOTAL	PS	MOOE	Fin. Exp	CO	Sub-Total	TOTAL	PS	MOOE	Fin. Exp	CO		Sub-Total	TOTAL	PS	MOOE	CO	TOTAL	PS	MOOE	Fin. Exp		CO
1	2	3	4	5	6=(2+3+4+5)	7	8	9	10	11=(7+8+9+10)	12	13	14	15	16=(12+13+14+15)	17=(11+16)	18=(6+17)	19	20	21	22=(19+20+21)	23	24	25	26	27=(23+24+25+26)	28
Notice of Cash Allocation (NCA)	165,137,432.83	356,396,118.95	120,056.36		521,653,608.14	673,881.34	8,502,752.1			9,176,633.44					9,176,633.44		530,830,241.58					165,811,314.17	364,898,871.05	120,056.36		530,830,241.58	
MDS Checks Issued	71,792,237.52	24,334,139.49	120,056.36		96,246,433.37	399,983.84	177,432.09			577,415.93					577,415.93		96,823,849.3					72,192,221.36	24,511,571.58	120,056.36		96,823,849.3	
Department of Foreign Affairs (DFA)	71,792,237.52	24,334,139.49	120,056.36		96,246,433.37	399,983.84	177,432.09			577,415.93					577,415.93		96,823,849.3					72,192,221.36	24,511,571.58	120,056.36		96,823,849.3	
Office of the Secretary	71,792,237.52	24,334,139.49	120,056.36		96,246,433.37	399,983.84	177,432.09			577,415.93					577,415.93		96,823,849.3					72,192,221.36	24,511,571.58	120,056.36		96,823,849.3	
National Capital Region (NCR)	71,792,237.52	24,334,139.49	120,056.36		96,246,433.37	399,983.84	177,432.09			577,415.93					577,415.93		96,823,849.3					72,192,221.36	24,511,571.58	120,056.36		96,823,849.3	
Home Office	71,792,237.52	24,334,139.49	120,056.36		96,246,433.37	399,983.84	177,432.09			577,415.93					577,415.93		96,823,849.3					72,192,221.36	24,511,571.58	120,056.36		96,823,849.3	
Advice to Debit Account	93,345,195.31	332,061,979.46			425,407,174.77	273,897.5	8,325,320.01			8,599,217.51					8,599,217.51		434,006,392.28					93,619,092.81	340,387,299.47			434,006,392.28	
Department of Foreign Affairs (DFA)	93,345,195.31	332,061,979.46			425,407,174.77	273,897.5	8,325,320.01			8,599,217.51					8,599,217.51		434,006,392.28					93,619,092.81	340,387,299.47			434,006,392.28	
Office of the Secretary	93,345,195.31	332,061,979.46			425,407,174.77	273,897.5	8,325,320.01			8,599,217.51					8,599,217.51		434,006,392.28					93,619,092.81	340,387,299.47			434,006,392.28	
National Capital Region (NCR)	93,345,195.31	332,061,979.46			425,407,174.77	273,897.5	8,325,320.01			8,599,217.51					8,599,217.51		434,006,392.28					93,619,092.81	340,387,299.47			434,006,392.28	
Home Office	93,345,195.31	332,061,979.46			425,407,174.77	273,897.5	8,325,320.01			8,599,217.51					8,599,217.51		434,006,392.28					93,619,092.81	340,387,299.47			434,006,392.28	
Tax Remittance Advices Issued (TRA)	13,174,849.57	23,310,700.47			36,485,550.04												36,485,550.04					13,174,849.57	23,310,700.47			36,485,550.04	
Department of Foreign Affairs (DFA)	13,174,849.57	23,310,700.47			36,485,550.04												36,485,550.04					13,174,849.57	23,310,700.47			36,485,550.04	
Office of the Secretary	13,174,849.57	23,310,700.47			36,485,550.04												36,485,550.04					13,174,849.57	23,310,700.47			36,485,550.04	
National Capital Region (NCR)	13,174,849.57	23,310,700.47			36,485,550.04												36,485,550.04					13,174,849.57	23,310,700.47			36,485,550.04	
Home Office	13,174,849.57	23,310,700.47			36,485,550.04												36,485,550.04					13,174,849.57	23,310,700.47			36,485,550.04	
Cash Disbursement Ceiling (CDC)	107,592,639.23	23,626,642.45	41,591.8		131,260,873.48												131,260,873.48					107,592,639.23	23,626,642.45	41,591.8		131,260,873.48	
Department of Foreign Affairs (DFA)	107,592,639.23	23,626,642.45	41,591.8		131,260,873.48												131,260,873.48					107,592,639.23	23,626,642.45	41,591.8		131,260,873.48	
Office of the Secretary	107,592,639.23	23,626,642.45	41,591.8		131,260,873.48												131,260,873.48					107,592,639.23	23,626,642.45	41,591.8		131,260,873.48	
National Capital Region (NCR)	107,592,639.23	23,626,642.45	41,591.8		131,260,873.48												131,260,873.48					107,592,639.23	23,626,642.45	41,591.8		131,260,873.48	
Home Office	107,592,639.23	23,626,642.45	41,591.8		131,260,873.48												131,260,873.48					107,592,639.23	23,626,642.45	41,591.8		131,260,873.48	
Grand Total	285,904,921.63	403,333,461.87	161,648.16		689,400,031.66	673,881.34	8,502,752.1			9,176,633.44					9,176,633.44		698,576,665.1					286,578,802.97	411,836,213.97	161,648.16		698,576,665.1	

Summary


PARTICULARS	PREVIOUS REPORT	CURRENT MONTH	AS OF DATE
(1)	(2)	(3)	(4)
Total Disbursement Authorities Received			
NCA			
Working Fund			
TRA			
CDC			
NCAA			
Others (CDT, BTr Docs Stamp, etc.)			
Less: Notice of Transfer Allocations (NTA)* issued			
Total Disbursements Authorities Available			
Less			
Lapsed NCA			
Disbursements	698,576,665.10	698,576,665.10	
Balance of Disbursements Authorities as of to date	(698,576,665.10)	(698,576,665.10)	
Total Disbursements Program			
Less: * Actual Disbursements	698,576,665.10	698,576,665.10	
(Over)/Under spending-	(698,576,665.10)	(698,576,665.10)	

Certified Correct:


Agency Chief Accountant

Date: 

Approved By:



Head of Agency or Authorized Representative

Date: 

MONTHLY REPORT OF DISBURSEMENTS
For the month of July, 2018

Department: Department of Foreign Affairs (DFA)					Agency: Office of the Secretary										Operating Unit: Home Office												
Organization Code (UACS): 120011300085					Fund Cluster: 01 - Regular Agency Fund										Report Status: ALL												
PARTICULARS	CURRENT YEAR BUDGET					PRIOR YEAR'S ACCOUNTS PAYABLE										SUB-TOTAL	TRUST LIABILITIES				GRAND TOTAL					REMARKS	
	PS	MOOE	Fin. Exp	CO	TOTAL	PRIOR YEAR'S ACCOUNTS PAYABLE					CURRENT YEAR'S ACCOUNTS PAYABLE						PS	MOOE	CO	TOTAL	PS	MOOE	CO	TOTAL			
						7	8	9	10	11	12	13	14	15	16										17		
1	2	3	4	5	6=(2+3+4+5)	7	8	9	10	11=(7+8+9+10)	12	13	14	15	16=(12+13+14+15)	17=(11+16)	18=(6+17)	19	20	21	22=(19+20+21)	23	24	25	26	27=(23+24+25+26)	28
Notice of Cash Allocation (NCA)	150,640,805.5	406,708,657.51	3,282.79		557,352,745.8	629,573.55	3,603,726.38			4,233,299.93						4,233,299.93	561,586,045.73					151,270,379.05	410,312,383.89	3,282.79		561,586,045.73	
MDS Checks Issued	51,831,678.88	19,370,342.3	3,282.79		71,205,303.97	628,345.77				628,345.77						628,345.77	71,833,649.74					52,460,024.65	19,370,342.3	3,282.79		71,833,649.74	
Department of Foreign Affairs (DFA)	51,831,678.88	19,370,342.3	3,282.79		71,205,303.97	628,345.77				628,345.77						628,345.77	71,833,649.74					52,460,024.65	19,370,342.3	3,282.79		71,833,649.74	
Office of the Secretary	51,831,678.88	19,370,342.3	3,282.79		71,205,303.97	628,345.77				628,345.77						628,345.77	71,833,649.74					52,460,024.65	19,370,342.3	3,282.79		71,833,649.74	
National Capital Region (NCR)	51,831,678.88	19,370,342.3	3,282.79		71,205,303.97	628,345.77				628,345.77						628,345.77	71,833,649.74					52,460,024.65	19,370,342.3	3,282.79		71,833,649.74	
Home Office	51,831,678.88	19,370,342.3	3,282.79		71,205,303.97	628,345.77				628,345.77						628,345.77	71,833,649.74					52,460,024.65	19,370,342.3	3,282.79		71,833,649.74	
Advice to Debit Account	98,809,126.62	387,338,315.21			486,147,441.83	1,227.78	3,603,726.38			3,604,954.16						3,604,954.16	489,752,395.99					98,810,354.4	390,942,041.59			489,752,395.99	
Department of Foreign Affairs (DFA)	98,809,126.62	387,338,315.21			486,147,441.83	1,227.78	3,603,726.38			3,604,954.16						3,604,954.16	489,752,395.99					98,810,354.4	390,942,041.59			489,752,395.99	
Office of the Secretary	98,809,126.62	387,338,315.21			486,147,441.83	1,227.78	3,603,726.38			3,604,954.16						3,604,954.16	489,752,395.99					98,810,354.4	390,942,041.59			489,752,395.99	
National Capital Region (NCR)	98,809,126.62	387,338,315.21			486,147,441.83	1,227.78	3,603,726.38			3,604,954.16						3,604,954.16	489,752,395.99					98,810,354.4	390,942,041.59			489,752,395.99	
Home Office	98,809,126.62	387,338,315.21			486,147,441.83	1,227.78	3,603,726.38			3,604,954.16						3,604,954.16	489,752,395.99					98,810,354.4	390,942,041.59			489,752,395.99	
Tax Remittance Advices Issued (TRA)	13,848,618.28	25,686,058.78			39,534,677.06												39,534,677.06					13,848,618.28	25,686,058.78			39,534,677.06	
Department of Foreign Affairs (DFA)	13,848,618.28	25,686,058.78			39,534,677.06												39,534,677.06					13,848,618.28	25,686,058.78			39,534,677.06	
Office of the Secretary	13,848,618.28	25,686,058.78			39,534,677.06												39,534,677.06					13,848,618.28	25,686,058.78			39,534,677.06	
National Capital Region (NCR)	13,848,618.28	25,686,058.78			39,534,677.06												39,534,677.06					13,848,618.28	25,686,058.78			39,534,677.06	
Home Office	13,848,618.28	25,686,058.78			39,534,677.06												39,534,677.06					13,848,618.28	25,686,058.78			39,534,677.06	
Cash Disbursement Ceiling (CDC)	43,458,781.69	13,289,483.13	71,616.87		56,819,881.69												56,819,881.69					43,458,781.69	13,289,483.13	71,616.87		56,819,881.69	
Department of Foreign Affairs (DFA)	43,458,781.69	13,289,483.13	71,616.87		56,819,881.69												56,819,881.69					43,458,781.69	13,289,483.13	71,616.87		56,819,881.69	
Office of the Secretary	43,458,781.69	13,289,483.13	71,616.87		56,819,881.69												56,819,881.69					43,458,781.69	13,289,483.13	71,616.87		56,819,881.69	
National Capital Region (NCR)	43,458,781.69	13,289,483.13	71,616.87		56,819,881.69												56,819,881.69					43,458,781.69	13,289,483.13	71,616.87		56,819,881.69	
Home Office	43,458,781.69	13,289,483.13	71,616.87		56,819,881.69												56,819,881.69					43,458,781.69	13,289,483.13	71,616.87		56,819,881.69	
Grand Total	207,948,205.47	445,684,199.42	74,899.66		653,707,304.55	629,573.55	3,603,726.38			4,233,299.93						4,233,299.93	657,940,604.48					208,577,779.02	449,287,925.8	74,899.66		657,940,604.48	

Summary


PARTICULARS	PREVIOUS REPORT	CURRENT MONTH	AS OF DATE
(1)	(2)	(3)	(4)
Total Disbursement Authorities Received			
NCA			
Working Fund			
TRA			
CDC			
NCAA			
Others (CDT, BTr Docs Stamp, etc.)			
Less: Notice of Transfer Allocations (NTA)* issued			
Total Disbursements Authorities Available			
Less			
Lapsed NCA			
Disbursements		657,940,604.48	657,940,604.48
Balance of Disbursements Authorities as of to date		(657,940,604.48)	(657,940,604.48)
Total Disbursements Program			
Less: * Actual Disbursements		657,940,604.48	657,940,604.48
(Over)/Under spending-		(657,940,604.48)	(657,940,604.48)

Certified Correct:

Agency Chief Accountant

Date:

Approved By:



Head of Agency or Authorized Representative

Date:

MONTHLY REPORT OF DISBURSEMENTS For the month of June, 2018

Department: Department of Foreign Affairs (DFA)					Agency: Office of the Secretary										Operating Unit: Home Office																
Organization Code (UACS): 120011300085					Fund Cluster: 01 - Regular Agency Fund										Report Status: ALL																
PARTICULARS	CURRENT YEAR BUDGET					PRIOR YEAR'S ACCOUNTS PAYABLE					CURRENT YEAR'S ACCOUNTS PAYABLE					SUB-TOTAL					TRUST LIABILITIES					GRAND TOTAL					REMARKS
	PS	MOOE	Fin. Exp	CO	TOTAL	PS	MOOE	Fin. Exp	CO	Sub-Total	PS	MOOE	Fin. Exp	CO	Sub-Total	TOTAL	18=(11+17)	PS	MOOE	CO	TOTAL	PS	MOOE	Fin. Exp	CO	TOTAL					
1	2	3	4	5	6=(2+3+4+5)	7	8	9	10	11=(7+8+9+10)	12	13	14	15	16=(12+13+14+15)	17=(11+16)	18=(17)	19	20	21	22=(19+20+21)	23	24	25	26	27=(23+24+25+26)	28				
Notice of Cash Allocation (NCA)	134,681,048.58	389,934,062.96	2,695.14		524,617,806.68	1,763,916.11	14,370,523.15			16,134,439.26					16,134,439.26	540,752,245.94					136,444,964.69	404,304,586.11	2,695.14		540,752,245.94						
MDS Checks Issued	30,566,519.4	16,877,367.51	2,695.14		47,446,582.05	1,763,916.11				1,763,916.11					1,763,916.11	49,210,498.16					32,330,435.51	16,877,367.51	2,695.14		49,210,498.16						
Department of Foreign Affairs (DFA)	30,566,519.4	16,877,367.51	2,695.14		47,446,582.05	1,763,916.11				1,763,916.11					1,763,916.11	49,210,498.16					32,330,435.51	16,877,367.51	2,695.14		49,210,498.16						
Office of the Secretary	30,566,519.4	16,877,367.51	2,695.14		47,446,582.05	1,763,916.11				1,763,916.11					1,763,916.11	49,210,498.16					32,330,435.51	16,877,367.51	2,695.14		49,210,498.16						
National Capital Region (NCR)	30,566,519.4	16,877,367.51	2,695.14		47,446,582.05	1,763,916.11				1,763,916.11					1,763,916.11	49,210,498.16					32,330,435.51	16,877,367.51	2,695.14		49,210,498.16						
Home Office	30,566,519.4	16,877,367.51	2,695.14		47,446,582.05	1,763,916.11				1,763,916.11					1,763,916.11	49,210,498.16					32,330,435.51	16,877,367.51	2,695.14		49,210,498.16						
Advice to Debit Account	104,114,529.18	373,056,695.45			477,171,224.63		14,370,523.15			14,370,523.15					14,370,523.15	491,541,747.78					104,114,529.18	387,427,218.6			491,541,747.78						
Department of Foreign Affairs (DFA)	104,114,529.18	373,056,695.45			477,171,224.63		14,370,523.15			14,370,523.15					14,370,523.15	491,541,747.78					104,114,529.18	387,427,218.6			491,541,747.78						
Office of the Secretary	104,114,529.18	373,056,695.45			477,171,224.63		14,370,523.15			14,370,523.15					14,370,523.15	491,541,747.78					104,114,529.18	387,427,218.6			491,541,747.78						
National Capital Region (NCR)	104,114,529.18	373,056,695.45			477,171,224.63		14,370,523.15			14,370,523.15					14,370,523.15	491,541,747.78					104,114,529.18	387,427,218.6			491,541,747.78						
Home Office	104,114,529.18	373,056,695.45			477,171,224.63		14,370,523.15			14,370,523.15					14,370,523.15	491,541,747.78					104,114,529.18	387,427,218.6			491,541,747.78						
Tax Remittance Advices Issued (TRA)	23,774,757.08	23,506,857.54			47,281,614.62					47,281,614.62					47,281,614.62	47,281,614.62					23,774,757.08	23,506,857.54			47,281,614.62						
Department of Foreign Affairs (DFA)	23,774,757.08	23,506,857.54			47,281,614.62					47,281,614.62					47,281,614.62	47,281,614.62					23,774,757.08	23,506,857.54			47,281,614.62						
Office of the Secretary	23,774,757.08	23,506,857.54			47,281,614.62					47,281,614.62					47,281,614.62	47,281,614.62					23,774,757.08	23,506,857.54			47,281,614.62						
National Capital Region (NCR)	23,774,757.08	23,506,857.54			47,281,614.62					47,281,614.62					47,281,614.62	47,281,614.62					23,774,757.08	23,506,857.54			47,281,614.62						
Home Office	23,774,757.08	23,506,857.54			47,281,614.62					47,281,614.62					47,281,614.62	47,281,614.62					23,774,757.08	23,506,857.54			47,281,614.62						
Cash Disbursement Ceiling (CDC)	49,856,119.68	20,115,036.67	86,959.8		70,058,116.15					70,058,116.15					70,058,116.15	70,058,116.15					49,856,119.68	20,115,036.67	86,959.8		70,058,116.15						
Department of Foreign Affairs (DFA)	49,856,119.68	20,115,036.67	86,959.8		70,058,116.15					70,058,116.15					70,058,116.15	70,058,116.15					49,856,119.68	20,115,036.67	86,959.8		70,058,116.15						
Office of the Secretary	49,856,119.68	20,115,036.67	86,959.8		70,058,116.15					70,058,116.15					70,058,116.15	70,058,116.15					49,856,119.68	20,115,036.67	86,959.8		70,058,116.15						
National Capital Region (NCR)	49,856,119.68	20,115,036.67	86,959.8		70,058,116.15					70,058,116.15					70,058,116.15	70,058,116.15					49,856,119.68	20,115,036.67	86,959.8		70,058,116.15						
Home Office	49,856,119.68	20,115,036.67	86,959.8		70,058,116.15					70,058,116.15					70,058,116.15	70,058,116.15					49,856,119.68	20,115,036.67	86,959.8		70,058,116.15						
Others (CDT, BTR, Docs Stamp, etc.)		48,354,409.3			48,354,409.3					48,354,409.3					48,354,409.3	48,354,409.3						48,354,409.3				48,354,409.3					
Department of Foreign Affairs (DFA)		48,354,409.3			48,354,409.3					48,354,409.3					48,354,409.3	48,354,409.3						48,354,409.3				48,354,409.3					
Office of the Secretary		48,354,409.3			48,354,409.3					48,354,409.3					48,354,409.3	48,354,409.3						48,354,409.3				48,354,409.3					
National Capital Region (NCR)		48,354,409.3			48,354,409.3					48,354,409.3					48,354,409.3	48,354,409.3						48,354,409.3				48,354,409.3					
Home Office		48,354,409.3			48,354,409.3					48,354,409.3					48,354,409.3	48,354,409.3						48,354,409.3				48,354,409.3					
Grand Total	208,311,925.34	481,910,366.47	89,654.94		690,311,946.75	1,763,916.11	14,370,523.15			16,134,439.26					16,134,439.26	706,446,386.01					210,075,841.45	496,280,889.62	89,654.94		706,446,386.01						

Summary


PARTICULARS	PREVIOUS REPORT	CURRENT MONTH	AS OF DATE
(1)	(2)	(3)	(4)
Total Disbursement Authorities Received			
NCA			
Working Fund			
TRA			
CDC			
NCAA			
Others (CDT, BTR, Docs Stamp, etc.)			
Less: Notice of Transfer Allocations (NTA)* issued			
Total Disbursements Authorities Available			
Less:			
Lapsed NCA			
Disbursements		706,446,386.01	706,446,386.01
Balance of Disbursements Authorities as of date		(706,446,386.01)	(706,446,386.01)
Total Disbursements Program			
Less: * Actual Disbursements		706,446,386.01	706,446,386.01
(Over)/Under spending-		(706,446,386.01)	(706,446,386.01)

Certified Correct:


Agency Chief Accountant

Date:

Approved By:



Head of Agency or Authorized Representative

Date:


MONTHLY REPORT OF DISBURSEMENTS
 For the month of May, 2018

Department: Department of Foreign Affairs (DFA)						Agency: Office of the Secretary						Operating Unit: Home Office															
Organization Code (UACS): 120011300085						Fund Cluster: 01 - Regular Agency Fund						Report Status: ALL															
PARTICULARS	CURRENT YEAR BUDGET					PRIOR YEAR'S ACCOUNTS PAYABLE					CURRENT YEAR'S ACCOUNTS PAYABLE					TRUST LIABILITIES			GRAND TOTAL					REMARKS			
	PS	MOOE	Fin. Exp	CO	TOTAL	PS	MOOE	Fin. Exp	CO	Sub-Total	PS	MOOE	Fin. Exp	CO	Sub-Total	PS	MOOE	CO	TOTAL	PS	MOOE	Fin. Exp	CO		TOTAL		
Notice of Cash Allocation (NCA)	249,606,787.15	359,552,387.86		12,487,817.66	621,646,992.67	1,300,046.62				21,766,431.59					21,766,431.59												
MDS Checks Issued	44,828,099.01	21,696,666.97			66,524,765.98	1,041,541.63				1,341,541.63					1,341,541.63												
Department of Foreign Affairs (DFA)	44,828,099.01	21,696,666.97			66,524,765.98	1,041,541.63				1,341,541.63					1,341,541.63												
Office of the Secretary	44,828,099.01	21,696,666.97			66,524,765.98	1,041,541.63				1,341,541.63					1,341,541.63												
National Capital Region (NCR)	44,828,099.01	21,696,666.97			66,524,765.98	1,041,541.63				1,341,541.63					1,341,541.63												
Home Office	44,828,099.01	21,696,666.97			66,524,765.98	1,041,541.63				1,341,541.63					1,341,541.63												
Advice to Debit Account	204,778,688.14	337,855,720.89		12,487,817.66	555,122,226.69	258,504.99				20,424,889.96					20,424,889.96												
Department of Foreign Affairs (DFA)	204,778,688.14	337,855,720.89		12,487,817.66	555,122,226.69	258,504.99				20,424,889.96					20,424,889.96												
Office of the Secretary	204,778,688.14	337,855,720.89		12,487,817.66	555,122,226.69	258,504.99				20,424,889.96					20,424,889.96												
National Capital Region (NCR)	204,778,688.14	337,855,720.89		12,487,817.66	555,122,226.69	258,504.99				20,424,889.96					20,424,889.96												
Home Office	204,778,688.14	337,855,720.89		12,487,817.66	555,122,226.69	258,504.99				20,424,889.96					20,424,889.96												
Tax Remittance Advices Issued (TRA)	13,320,545.67	22,924,923.9			36,245,469.57					1,988.48					1,988.48												
Department of Foreign Affairs (DFA)	13,320,545.67	22,924,923.9			36,245,469.57					1,988.48					1,988.48												
Office of the Secretary	13,320,545.67	22,924,923.9			36,245,469.57					1,988.48					1,988.48												
National Capital Region (NCR)	13,320,545.67	22,924,923.9			36,245,469.57					1,988.48					1,988.48												
Home Office	13,320,545.67	22,924,923.9			36,245,469.57					1,988.48					1,988.48												
Cash Disbursement Ceiling (CDC)	23,086,492.24	6,220,769.58	18,316.25		29,325,578.07										29,325,578.07												
Department of Foreign Affairs (DFA)	23,086,492.24	6,220,769.58	18,316.25		29,325,578.07										29,325,578.07												
Office of the Secretary	23,086,492.24	6,220,769.58	18,316.25		29,325,578.07										29,325,578.07												
National Capital Region (NCR)	23,086,492.24	6,220,769.58	18,316.25		29,325,578.07										29,325,578.07												
Home Office	23,086,492.24	6,220,769.58	18,316.25		29,325,578.07										29,325,578.07												
Others (CDT, BTr, Docs Stamp, etc.)				22,367.24	22,367.24										22,367.24												
Department of Foreign Affairs (DFA)				22,367.24	22,367.24										22,367.24												
Office of the Secretary				22,367.24	22,367.24										22,367.24												
National Capital Region (NCR)				22,367.24	22,367.24										22,367.24												
Home Office				22,367.24	22,367.24										22,367.24												
Grand Total	286,013,825.06	388,720,448.58	18,316.25	12,487,817.66	687,240,407.55	1,300,046.62				21,768,420.07					21,768,420.07												

Summary


PARTICULARS	PREVIOUS REPORT	CURRENT MONTH	AS OF DATE
(1)	(2)	(3)	(4)
Total Disbursement Authorites Received			
NCA			
Working Fund			
TRA			
CDC			
NCAA			
Others (CDT, BTr, Docs Stamp, etc.)			
Less: Notice of Transfer Allocations (NTA) issued			
Total Disbursements Authorites Available			
Less:			
Lapsed NCA			
Disbursements		709,008,827.62	709,008,827.62
Balance of Disbursements Authorites as of to date		(709,008,827.62)	(709,008,827.62)
Total Disbursements Program			
Less: * Actual Disbursements		709,008,827.62	709,008,827.62
Over/Under spending-		(709,008,827.62)	(709,008,827.62)

Certified Correct:


 Agency Chief Accountant

Date:

Approved By:


 Head of Agency or Authorized Representative

Date:

MONTHLY REPORT OF DISBURSEMENTS
For the Month of February 2018

Department : DEPARTMENT OF FOREIGN AFFAIRS
 Agency : Office of the Secretary
 Operating Unit :
 Organization Code (UACS) : 12 001 00 00000
 Funding Source Code (as clustered) :

PARTICULARS	CURRENT YEAR BUDGET					PRIOR YEAR'S BUDGET											SUB-TOTAL	TRUST LIABILITIES				GRAND TOTAL					Remarks	
	PS	MOOE	Fin. Exp	CO	TOTAL	PRIOR YEAR'S ACCOUNTS PAYABLE					CURRENT YEAR'S ACCOUNTS PAYABLE							PS	MOOE	CO	TOTAL	PS	MOOE	Fin. Exp	CO	TOTAL		
						PS	MOOE	Fin. Exp	CO	Sub-Total	PS	MOOE	Fin. Exp	CO	Sub-Total	TOTAL												
1	2	3	4	5	6=(2+3+4+5)	7	8	9	10	11=(7+8+9+10)	12	13	14	15	16=(12+13+14+15)	17=(11+16)	18=(6+17)	19	20	21	22=(19+20+21)	23	24	25	26	27=(23+24+25+26)	28	
Notice of Cash Allocation (NCA)																												
MDS Checks Issued	23,922,725.95	1,062,512.54	-	12,846,048.95	37,831,287.44	2,522,765.22	1,283,390.95	-	-	3,806,156.17	-	-	-	-	-	3,806,156.17	41,637,443.61	-	-	-	-	26,445,491.17	2,345,903.49	-	12,846,048.95	41,637,443.61		
Advice to Debit Account	77,941,434.11	31,620,824.18	-	-	109,562,258.29	20,471,552.66	50,270,164.85	-	-	70,741,717.51	-	-	-	-	-	70,741,717.51	180,303,975.80	-	-	-	-	98,412,986.77	81,890,989.03	-	-	180,303,975.80		
International Commitments Fund (ICF)	-	764,955,000.00	-	-	764,955,000.00	-	492,812.93	-	-	492,812.93	-	-	-	-	-	492,812.93	765,447,812.93	-	-	-	-	-	765,447,812.93	-	-	765,447,812.93		
Working Fund (NCA issued to BTr)	-	-	-	-	-	-	-	-	-	-	-	-	-	-	-	-	-	-	-	-	-	-	-	-	-	-		
Tax Remittance Advices Issued (TRA)	18,236,985.29	7,110,406.49	-	-	25,347,391.78	-	-	-	-	-	-	-	-	-	-	25,347,391.78	25,347,391.78	-	-	-	-	18,236,985.29	7,110,406.49	-	-	25,347,391.78		
Cash Disbursement Ceiling (CDC)*	-	-	-	-	-	-	-	-	-	-	-	-	-	-	-	-	-	-	-	-	-	-	-	-	-	-		
Non-Cash Availment Authority (NCAA)	-	-	-	-	-	-	-	-	-	-	-	-	-	-	-	-	-	-	-	-	-	-	-	-	-	-		
Others (CDT, BTr Docs Stamp, etc.)	-	-	-	-	-	-	-	-	-	-	-	-	-	-	-	-	-	-	-	-	-	-	-	-	-	-		
TOTAL	120,101,145.35	804,748,743.21	0.00	12,846,048.95	937,695,937.51	22,994,317.88	52,046,368.73	0.00	0.00	75,040,686.61	0.00	0.00	0.00	0.00	0.00	75,040,686.61	1,012,736,624.12	0.00	0.00	0.00	0.00	143,095,463.23	856,795,111.94	0.00	12,846,048.95	1,012,736,624.12		

* Partial (based on submitted Reports by Foreign Service Posts and Regional Consular Offices as of date.)

Prepared By:

PAUL VINCENT B. FERRER
Account Examiner

Date: 28 March 2018

Certified Correct:

RUTAS R. PATRICIO
Acting Chief Accountant

Date: 28 March 2018

Approved By:

ALEX G. CHUA
Assistant Secretary
Office of Financial Management Services
Date: 28 March 2018





MONTHLY REPORT OF DISBURSEMENTS
For the Month of January 2018

Department : DEPARTMENT OF FOREIGN AFFAIRS
 Agency : Office of the Secretary
 Operating Unit :
 Organization Code (UACS) : 12 001 00 00000
 Funding Source Code (as clustered) :


PARTICULARS	CURRENT YEAR BUDGET					PRIOR YEAR'S BUDGET											SUB-TOTAL	TRUST LIABILITIES				GRAND TOTAL					Remarks	
	PS	MOOE	Fin. Exp	CO	TOTAL	PRIOR YEAR'S ACCOUNTS PAYABLE					CURRENT YEAR'S ACCOUNTS PAYABLE							PS	MOOE	CO	TOTAL	PS	MOOE	Fin. Exp	CO	TOTAL		
						PS	MOOE	Fin. Exp	CO	Sub-Total	PS	MOOE	Fin. Exp	CO	Sub-Total	TOTAL												
1	2	3	4	5	6=(2+3+4+5)	7	8	9	10	11=(7+8+9+10)	12	13	14	15	16=(12+13+14+15)	17=(11+16)	18=(6+17)	19	20	21	22=(19+20+21)	23	24	25	26	27=(23+24+25+26)	28	
Notice of Cash Allocation (NCA)																												
MDS Checks Issued	26,938,592.81	255,133.42	-	-	27,193,726.23	1,265,193.85	4,365,895.66	-	-	5,631,089.51	-	-	-	-	-	5,631,089.51	32,824,815.74	-	-	-	-	28,203,786.66	4,621,029.08	-	-	-	32,824,815.74	
Advice to Debit Account	90,270,557.20	5,205,924.63	-	-	95,476,481.83	42,752,473.38	134,836,138.41	-	-	177,588,611.79	-	-	-	-	-	177,588,611.79	273,065,093.62	-	-	-	-	133,023,030.58	140,042,063.04	-	-	-	273,065,093.62	
International Commitments Fund (ICF)	-	-	-	-	-	-	-	-	-	-	-	-	-	-	-	-	-	-	-	-	-	-	-	-	-	-	-	
Working Fund (NCA issued to BTr)																												
Tax Remittance Advices Issued (TRA)	18,236,985.29	7,123,723.75	-	-	25,360,709.04	-	-	-	-	-	-	-	-	-	-	-	25,360,709.04	-	-	-	-	18,236,985.29	7,123,723.75	-	-	-	25,360,709.04	
Cash Disbursement Ceiling (CDC)*	8,200,215.94	922,809.55	180,787.04	-	9,303,812.53	943,259.94	1,195,765.44	44,844.95	3,534,063.84	5,717,934.17	-	-	-	-	-	5,717,934.17	15,021,746.70	-	-	-	-	9,143,475.88	2,118,574.99	225,631.99	3,534,063.84	15,021,746.70		
Non-Cash Availment Authority (NCAA)	-	-	-	-	-	-	-	-	-	-	-	-	-	-	-	-	-	-	-	-	-	-	-	-	-	-	-	
Others (CDT, BTr Docs Stamp, etc.)	-	-	-	-	-	-	-	-	-	-	-	-	-	-	-	-	-	-	-	-	-	-	-	-	-	-	-	
TOTAL	143,646,351.24	13,507,591.35	180,787.04	0.00	157,334,729.63	44,960,927.17	140,397,799.51	44,844.95	3,534,063.84	188,937,635.47	0.00	0.00	0.00	0.00	0.00	188,937,635.47	346,272,365.10	0.00	0.00	0.00	0.00	188,607,278.41	153,905,390.86	225,631.99	3,534,063.84	346,272,365.10		


* Partial (based on submitted Reports by Foreign Service Posts and Regional Consular Offices as of date.)

Prepared By: 
 PAUL VINCENT B. FERRER
 Account Examiner
 Date: 28 February 2018

Certified Correct: 
 RUTAS R. PATRICIO
 Acting Chief Accountant
 Date: 28 February 2018

Approved By: 
 ALEX G. CHUA
 Assistant Secretary
 Office of Fiscal Management
 Date: 28 February 2018

DEPARTMENT OF FOREIGN AFFAIRS
 Office of Fiscal Management
RECEIVED
 FEB 28 2018
 By:  Time: _____


OFFICE OF THE AUDITOR
 OF FOREIGN AFFAIRS
RECEIVED
 By: 
 Date: 2/28/18
 Time: _____


MONTHLY REPORT OF DISBURSEMENTS
For the Month of December 2017

Department : DEPARTMENT OF FOREIGN AFFAIRS
 Agency : Office of the Secretary
 Operating Unit :
 Organization Code (UACS) : 12 001 00 00000
 Funding Source Code (as clustered) :

PARTICULARS	CURRENT YEAR BUDGET					PRIOR YEAR'S BUDGET											SUB-TOTAL	TRUST LIABILITIES				GRAND TOTAL					Remarks	
	PS	MOOE	Fin. Exp	CO	TOTAL	PRIOR YEAR'S ACCOUNTS PAYABLE					CURRENT YEAR'S ACCOUNTS PAYABLE							TOTAL	PS	MOOE	CO	TOTAL	PS	MOOE	Fin. Exp	CO		TOTAL
						PS	MOOE	Fin. Exp	CO	Sub-Total	PS	MOOE	Fin. Exp	CO	Sub-Total	TOTAL												
1	2	3	4	5	6=(2+3+4+5)	7	8	9	10	11=(7+8+9+10)	12	13	14	15	16=(12+13+14+15)	17=(11+16)	18=(6+17)	19	20	21	22=(19+20+21)	23	24	25	26	27=(23+24+25+26)	28	
Notice of Cash Allocation (NCA)																												
MDS Checks Issued	43,741,854.58	895,896,941.57	-	-	939,638,796.15	2,182,050.80	-	-	-	2,182,050.80	-	9,105,000.00	-	-	9,105,000.00	11,287,050.80	950,925,846.95	-	534,080.50	-	534,080.50	45,923,905.38	905,536,022.07	-	-	951,459,927.45		
Advice to Debit Account	133,097,903.48	569,171,519.59	-	-	702,269,423.07	310,997.83	3,123,769.66	-	-	3,434,767.49	-	39,824,055.80	-	-	39,824,055.80	43,258,823.29	745,528,246.36	-	53,115,670.00	-	53,115,670.00	133,408,901.31	665,235,015.05	-	-	798,643,916.36		
International Commitments Fund (ICF)	-	90,000,000.00	-	-	90,000,000.00	-	-	-	-	-	-	-	-	-	-	-	90,000,000.00	-	-	-	-	90,000,000.00	-	-	90,000,000.00			
Working Fund (NCA issued to BTR)																												
Tax Remittance Advices Issued (TRA)	6,699,393.72	36,584,354.58	-	-	43,283,748.30	-	-	-	-	-	-	-	-	-	-	-	43,283,748.30	-	-	-	-	6,699,393.72	36,584,354.58	-	-	43,283,748.30		
Cash Disbursement Ceiling (CDC)*	74,760,874.31	22,642,143.58	70,888.25	2,951,729.73	100,425,635.86	-	-	-	-	-	-	-	-	-	-	-	100,425,635.86	-	-	-	-	74,760,874.31	22,642,143.58	70,888.25	2,951,729.73	100,425,635.86		
Non-Cash Availment Authority (NCAA)																												
Others (CDT, BTR Docs Stamp, etc.)																												
TOTAL	258,300,026.09	1,614,294,959.32	70,888.25	2,951,729.73	1,875,617,603.38	2,493,048.63	3,123,769.66	-	-	5,616,818.29	0.00	48,929,055.80	-	-	48,929,055.80	54,545,874.09	1,930,163,477.47	-	53,649,750.50	-	53,649,750.50	260,793,074.72	1,719,997,535.28	70,888.25	2,951,729.73	1,983,813,227.97		


* Partial (based on submitted Reports by Regional Consular Offices and Foreign Service Posts as of date.)

Prepared By:

 PAUL VINCENT B. FERRER
 Account Examiner
 Date: 30 January 2018

Certified Correct:

 RUTAS R. PATRIMIO
 Acting Chief Accountant
 Date: 30 January 2018

Approved By:

 FELIPE F. CARINO III
 Officer-in-Charge
 Office of Financial Management Services
 Date: 30 January 2018

OFFICE OF THE AUDITOR
 DEPT. OF FOREIGN AFFAIRS
RECEIVED
 By: 
 Date: 1-31-18
 Time: 4:46 PM


MONTHLY REPORT OF DISBURSEMENTS
For the Month of November 2017

FAR No. 4

Department : DEPARTMENT OF FOREIGN AFFAIRS
Agency : Office of the Secretary
Operating Unit :
Organization Code (UACS) : 12 001 00 00000
Funding Source Code (as clustered) :

PARTICULARS	CURRENT YEAR BUDGET					PRIOR YEAR'S BUDGET										SUB-TOTAL	TRUST LIABILITIES				GRAND TOTAL					Remarks		
	PS	MOOE	Fin. Exp	CO	TOTAL	PRIOR YEAR'S ACCOUNTS PAYABLE					CURRENT YEAR'S ACCOUNTS PAYABLE						TOTAL	PS	MOOE	CO	TOTAL	PS	MOOE	Fin. Exp	CO		TOTAL	
						PS	MOOE	Fin. Exp	CO	Sub-Total	PS	MOOE	Fin. Exp	CO	Sub-Total													
1	2	3	4	5	6*(2+3+4+5)	7	8	9	10	11*(7+8+9+10)	12	13	14	15	16*(12+13+14+15)	17*(11+16)	18*(6+17)	19	20	21	22*(19+20+21)	23	24	25	26	27*(23+24+25+26)	28	
Notice of Cash Allocation (NCA)																												
MDS Checks Issued	27,518,203.80	14,930,896.53	-	-	42,449,100.39	-	-	-	-	-	-	1,061,679.38	-	-	1,061,679.38	1,061,679.38	43,510,779.77	-	-	-	-	27,518,203.80	15,992,575.91	-	-	43,510,779.77		
Advice to Debit Account	157,974,363.64	339,669,523.19	-	-	497,643,886.83	254,468.62	1,756,347.08	-	-	2,010,815.70	-	11,140,064.48	-	-	11,140,064.48	13,150,880.18	510,794,767.01	-	-	-	-	158,228,832.28	352,565,934.75	-	-	510,794,767.01		
International Commitments Fund (ICF)																												
Working Fund (NCA Issued to BTr)																												
Tax Remittance Advices Issued (TRA)	18,052,855.84	2,139,097.43	-	-	20,191,953.27	-	-	-	-	-	-	-	-	-	-	-	20,191,953.27	-	-	-	-	18,052,855.84	2,139,097.43	-	-	20,191,953.27		
Cash Disbursement Ceiling (CDC)*	57,488,362.05	17,450,299.74	657,316.97	875,667.14	76,471,645.90	-	-	-	-	-	-	-	-	-	-	-	76,471,645.90	-	-	-	-	57,488,362.05	17,450,299.74	657,316.97	875,667.14	76,471,645.90		
Non-Cash Availment Authority (NCAA)																												
Others (CDT, BTr Docs Stamp, etc.)																												
TOTAL	261,033,785.39	374,189,816.89	657,316.97	875,667.14	636,756,586.39	254,468.62	1,756,347.08	-	-	2,010,815.70	-	12,201,743.86	-	-	12,201,743.86	14,212,559.56	650,969,145.95	-	-	-	-	261,288,254.01	388,147,907.83	657,316.97	875,667.14	650,969,145.95		

* Partial (based on submitted Reports by Foreign Service Posts as of date.)


Prepared by:

PAUL VINCENT B. FERRER
Account Examiner
Date: 15 January 2018

Certified Correct:

RUTAS R. PATRICIO
Acting Chief Accountant
Date: 15 January 2017

Approved by:

ALEX G. CHUA
Assistant Secretary
Office of Financial Management Services
Date: 15 January 2017

OFFICE OF THE AUD
DEPT. OF FOREIGN AFFAIRS
RECEIVED
By: 
Date: 01-16-18
Time: 9:50 AM

MONTHLY REPORT OF DISBURSEMENTS
For the Month of October 2017

Department : DEPARTMENT OF FOREIGN AFFAIRS
 Agency : Office of the Secretary
 Operating Unit :
 Organization Code (UACS) : 12 001 00 00000
 Funding Source Code (as plus) :

PARTICULARS	CURRENT YEAR BUDGET					PRIOR YEAR'S BUDGET											SUB-TOTAL	TRUST LIABILITIES				GRAND TOTAL					Remarks	
	PS	MOOE	Fin. Exp	CO	TOTAL	PRIOR YEAR'S ACCOUNTS PAYABLE					CURRENT YEAR'S ACCOUNTS PAYABLE							TOTAL	PS	MOOE	CO	TOTAL	PS	MOOE	Fin. Exp	CO		TOTAL
						PS	MOOE	Fin. Exp	CO	Sub-Total	PS	MOOE	Fin. Exp	CO	Sub-Total	PS												
1	2	3	4	5	6=(2+3+4+5)	7	8	9	10	11=(7+8+9+10)	12	13	14	15	16=(12+13+14+15)	17=(11+16)	18=(6+17)	19	20	21	22=(19+20+21)	23	24	25	26	27=(23+24+25+26)	28	
Notice of Cash Allocation (NCA)																												
MDS Checks Issued	44,726,279.38	12,583,916.78	-	-	57,310,196.16	613,507.12	377,910.00	-	-	991,417.12	-	2,221,483.72	-	-	2,221,483.72	3,212,900.84	60,523,097.00	-	-	-	-	45,339,786.50	15,183,310.50	-	-	60,523,097.00		
Advice to Debit Account	76,101,085.64	44,139,661.92	-	-	120,240,747.56	1,808,211.32	2,457,538.37	-	-	4,265,749.69	-	11,484,405.58	-	-	11,484,405.58	15,750,155.27	135,990,902.83	-	-	-	-	77,909,296.96	58,081,605.87	-	-	135,990,902.83		
International Commitments Fund (ICF)	-	-	-	-	-	-	-	-	-	-	-	-	-	-	-	-	-	-	-	-	-	-	-	-	-	-		
Working Fund (NCA issued to BT)	-	-	-	-	-	-	-	-	-	-	-	-	-	-	-	-	-	-	-	-	-	-	-	-	-	-		
Tax Remittance Advices Issued (TRA)	18,474,522.17	37,257,078.37	-	-	55,731,600.54	-	-	-	-	-	-	-	-	-	-	-	55,731,600.54	-	-	-	-	18,474,522.17	37,257,078.37	-	-	55,731,600.54		
Cash Disbursement Ceiling (CDC)*	165,388,973.63	44,506,075.21	380,791.60	2,692,463.01	212,968,303.46	-	-	-	-	-	-	-	-	-	-	-	212,968,303.46	-	-	-	-	165,388,973.63	44,506,075.21	380,791.60	2,692,463.01	212,968,303.46		
Non-Cash Availment Authority (NCAA)	-	-	-	-	-	-	-	-	-	-	-	-	-	-	-	-	-	-	-	-	-	-	-	-	-	-		
Others (CDT, BTr Docs Stamp, etc.)	-	-	-	-	-	-	-	-	-	-	-	-	-	-	-	-	-	-	-	-	-	-	-	-	-	-		
TOTAL	304,690,860.82	138,486,732.28	380,791.60	2,692,463.01	446,250,847.72	2,421,718.44	2,835,448.37	-	-	5,257,166.81	-	13,705,889.30	-	-	13,705,889.30	18,963,056.11	465,213,903.83	-	-	-	-	307,112,579.26	155,028,069.95	380,791.60	2,692,463.01	465,213,903.83		

* Partial (based on summary Reports by Foreign Service Posts and Regional Consular Offices as of date.)

Prepared By:


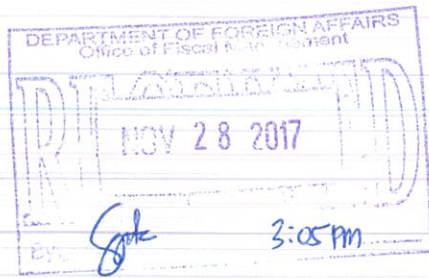
 PAUL VINCENT B. FERRER
 Account Executive
 Date: 28 November 2017

Certified Correct:

 RUTAS R. PATRICIO
 Acting Chief Accountant
 Date: 28 November 2017

Approved By:

 ALEX G. CHUA
 Assistant Secretary
 Office of Financial Management Services
 Date: 28 November 2017



MONTHLY REPORT OF DISBURSEMENTS
For the Month of September 2017

Department : DEPARTMENT OF FOREIGN AFFAIRS
 Agency : Office of the Secretary
 Operating Unit :
 Organization Code (UACS) : 12 001 00 00000
 Funding Source Code (as clustered) :

PARTICULARS	CURRENT YEAR BUDGET					PRIOR YEAR'S BUDGET											SUB-TOTAL	TRUST LIABILITIES				GRAND TOTAL					Remarks	
	PS	MOOE	Fin. Exp	CO	TOTAL	PRIOR YEAR'S ACCOUNTS PAYABLE					CURRENT YEAR'S ACCOUNTS PAYABLE							PS	MOOE	CO	TOTAL	PS	MOOE	Fin. Exp	CO	TOTAL		
						PS	MOOE	Fin. Exp	CO	Sub-Total	PS	MOOE	Fin. Exp	CO	Sub-Total	TOTAL												
1	2	3	4	5	6=(2+3+4+5)	7	8	9	10	11=(7+8+9+10)	12	13	14	15	16=(12+13+14+15)	17=(11+16)	18=(6+17)	19	20	21	22=(19+20+21)	23	24	25	26	27=(23+24+25+26)	28	
Notice of Cash Allocation (NCA)																												
MDS Checks Issued	161,630,231.34	36,377,312.03	232,176.58	2,585,241.00	200,824,960.95	848,051.15	8,971.88	-	-	857,023.03	-	-	-	-	-	857,023.03	201,681,983.98	-	47,925.95	-	47,925.95	162,478,282.49	36,434,209.86	232,176.58	2,585,241.00	201,729,909.93		
Advice to Debit Account	83,157,894.64	568,459,337.33	-	-	651,617,231.97	1,050,270.62	2,285,402.12	-	-	3,335,672.74	-	7,008,657.09	-	-	7,008,657.09	10,344,329.83	661,961,561.80	-	443,352.64	-	443,352.64	84,208,165.26	578,196,749.18	-	-	662,404,914.44		
International Commitments Fund (ICF)	-	-	-	-	-	-	-	-	-	-	-	-	-	-	-	-	-	-	-	-	-	-	-	-	-	-		
Working Fund (NCA issued to BTr)	-	-	-	-	-	-	-	-	-	-	-	-	-	-	-	-	-	-	-	-	-	-	-	-	-	-		
Tax Remittance Advices Issued (TRA)	17,485,769.48	19,350,304.56	-	-	36,836,074.04	-	-	-	-	-	-	-	-	-	-	36,836,074.04	-	-	-	-	17,485,769.48	19,350,304.56	-	-	-	36,836,074.04		
Cash Disbursement Ceiling (CDC)*	194,494,135.31	46,742,145.51	374,425.17	-	241,610,705.98	-	-	-	-	-	-	-	-	-	-	241,610,705.98	-	-	-	-	194,494,135.31	46,742,145.51	374,425.17	-	-	241,610,705.98		
Non-Cash Availment Authority (NCAA)	-	-	-	-	-	-	-	-	-	-	-	-	-	-	-	-	-	-	-	-	-	-	-	-	-	-		
Others (CDT, BTr Docs Stamp, etc.)	-	-	-	-	-	-	-	-	-	-	-	-	-	-	-	-	-	-	-	-	-	-	-	-	-	-		
TOTAL	456,768,030.77	670,929,099.42	606,601.75	2,585,241.00	1,130,888,972.94	1,896,321.77	2,294,374.00	0.00	0.00	4,192,695.77	0.00	7,008,657.09	0.00	0.00	7,008,657.09	11,201,352.86	1,142,090,325.80	0.00	491,278.59	0.00	491,278.59	458,666,352.54	680,723,409.10	606,601.75	2,585,241.00	1,142,581,604.39		

* Partial (based on submitted Reports by Foreign Service Posts as of date.)

Prepared By:

PAUL VINCENT B. FERRER
Account Examiner

Date: 26 October 2017

Certified Correct:

RODAS R. PATRICIO
Acting Chief Accountant

Date: 26 October 2017

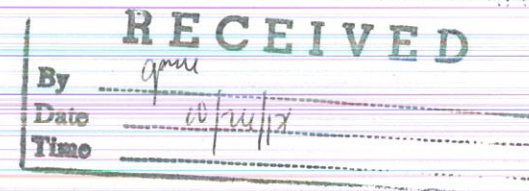
Approved By:

ALEX G. CHUA
Assistant Secretary
Office of Financial Management Services

Date: 26 October 2017



COA-MAIN
DEM





MONTHLY REPORT OF DISBURSEMENTS
For the Month of August 2017

Department : DEPARTMENT OF FOREIGN AFFAIRS
 Agency : Office of the Secretary
 Operating Unit :
 Organization Code (UACS) : 12 001 00 00000
 Funding Source Code (as clustered) :

PARTICULARS	CURRENT YEAR BUDGET					PRIOR YEAR'S BUDGET											SUB-TOTAL	TRUST LIABILITIES				GRAND TOTAL					Remarks	
	PS	MOOE	Fin. Exp	CO	TOTAL	PRIOR YEAR'S ACCOUNTS PAYABLE					CURRENT YEAR'S ACCOUNTS PAYABLE					TOTAL		PS	MOOE	CO	TOTAL	PS	MOOE	Fin. Exp	CO	TOTAL		
						PS	MOOE	Fin. Exp	CO	Sub-Total	PS	MOOE	Fin. Exp	CO	Sub-Total													
1	2	3	4	5	6=(2+3+4+5)	7	8	9	10	11=(7+8+9+10)	12	13	14	15	16=(12+13+14+15)	17=(11+16)	18=(6+17)	19	20	21	22=(19+20+21)	23	24	25	26	27=(23+24+25+26)	28	
Notice of Cash Allocation (NCA)																												
MDS Checks Issued	193,749,423.28	56,775,720.38	402,087.49	27,713,911.31	278,641,142.46	-	-	16,149.16	105,128.81	121,277.97	-	-	-	-	-	121,277.97	278,762,420.43	-	-	-	-	193,749,423.28	56,775,720.38	418,236.65	27,819,040.12	278,762,420.43		
Advice to Debit Account	83,251,984.48	315,208,760.91	-	-	398,460,745.39	1,718,251.86	210,062.43	-	-	1,928,314.29	-	5,078,755.81	-	-	5,078,755.81	7,007,070.10	405,467,815.49	-	74,468.80	-	74,468.80	84,970,236.34	320,572,047.95	-	-	-	405,542,284.29	
International Commitments Fund (ICF)	-	-	-	-	-	-	-	-	-	-	-	-	-	-	-	-	-	-	-	-	-	-	-	-	-	-	-	
Working Fund (NCA issued to BTr)	-	-	-	-	-	-	-	-	-	-	-	-	-	-	-	-	-	-	-	-	-	-	-	-	-	-	-	
Tax Remittance Advices Issued (TRA)	11,853,928.73	21,837,361.50	-	-	33,691,290.23	-	-	-	-	-	-	-	-	-	-	-	33,691,290.23	-	-	-	-	11,853,928.73	21,837,361.50	-	-	-	33,691,290.23	
Cash Disbursement Ceiling (CDC)*	171,113,233.15	100,467,380.76	452,493.96	-	272,033,107.87	-	-	-	3,460,396.68	3,460,396.68	-	-	-	-	-	3,460,396.68	275,493,504.55	-	-	-	-	171,113,233.15	100,467,380.76	452,493.96	3,460,396.68	275,493,504.55		
Non-Cash Availment Authority (NCAA)	-	-	-	-	-	-	-	-	-	-	-	-	-	-	-	-	-	-	-	-	-	-	-	-	-	-	-	
Others (CDT, BTr Docs Stamp, etc.)	-	-	-	-	-	-	-	-	-	-	-	-	-	-	-	-	-	-	-	-	-	-	-	-	-	-	-	
TOTAL	459,968,569.64	494,289,223.55	854,581.45	27,713,911.31	982,826,285.95	1,718,251.86	210,062.43	16,149.16	3,565,525.50	5,509,988.94	0.00	5,078,755.81	0.00	0.00	5,078,755.81	10,588,744.75	993,415,030.71	0.00	74,468.80	0.00	74,468.80	461,686,821.50	499,652,510.59	870,730.61	31,279,436.80	993,489,499.51		

* Partial (based on submitted Reports by Foreign Service Posts and Regional Consular Offices as of date.)

Prepared By:

 IRENE PILAR G. TECSON
 Account Examiner

Certified Correct:

 RUTAS R. PATRICIO
 Acting Chief Accountant


Approved By:

 ALEX G. CHUA
 Assistant Secretary
 Office of Financial Management Services

Date: 29 September 2017

Date: 29 September 2017

Date: 29 September 2017

OFFICE OF THE AUDITOR
 DEPT. OF FOREIGN AFFAIRS
RECEIVED
 By: 
 Date: 10/2/17
 Time: 11:30 AM


DEPARTMENT OF FOREIGN AFFAIRS
 Office of Fiscal Management
RECEIVED
 OCT 02 2017
 By:  Time: _____


MONTHLY REPORT OF DISBURSEMENTS
For the Month of July 2017

Department : DEPARTMENT OF FOREIGN AFFAIRS
 Agency : Office of the Secretary
 Operating Unit :
 Organization Code (UACS) : 12 001 00 00000
 Funding Source Code (as clustered) :


PARTICULARS	CURRENT YEAR BUDGET					PRIOR YEAR'S BUDGET											SUB-TOTAL	TRUST LIABILITIES				GRAND TOTAL					Remarks	
	PS	MOOE	Fin. Exp	CO	TOTAL	PRIOR YEAR'S ACCOUNTS PAYABLE					CURRENT YEAR'S ACCOUNTS PAYABLE							PS	MOOE	CO	TOTAL	PS	MOOE	Fin. Exp	CO	TOTAL		
						PS	MOOE	Fin. Exp	CO**	Sub-Total	PS	MOOE	Fin. Exp	CO	Sub-Total	TOTAL												
1	2	3	4	5	6=(2+3+4+5)	7	8	9	10	11=(7+8+9+10)	12	13	14	15	16=(12+13+14+15)	17=(11+16)	18=(6+17)	19	20	21	22=(19+20+21)	23	24	25	26	27=(23+24+25+26)	28	
Notice of Cash Allocation (NCA)																												
MDS Checks Issued	195,637,144.71	61,897,588.71	451,054.50	5,342,370.13	263,328,158.04	14,855.27	-	-	-	14,855.27	-	114,149.14	-	-	114,149.14	129,004.41	263,457,162.45	-	-	-	-	195,651,999.98	62,011,737.85	451,054.50	5,342,370.13	263,457,162.45		
Advice to Debit Account	77,224,122.67	337,321,140.68	-	-	414,545,263.35	-	4,412,042.18	-	39,260.25	4,451,302.43	-	3,529,478.70	-	-	3,529,478.70	7,980,781.13	422,526,044.48	-	-	-	-	77,224,122.67	345,262,661.56	-	39,260.25	422,526,044.48		
International Commitments Fund (ICF)	-	-	-	-	-	-	-	-	-	-	-	-	-	-	-	-	-	-	-	-	-	-	-	-	-	-		
Working Fund (NCA Issued to BTr)	-	-	-	-	-	-	-	-	-	-	-	-	-	-	-	-	-	-	-	-	-	-	-	-	-	-		
Tax Remittance Advices Issued (TRA)	16,117,273.89	33,134,931.24	-	-	49,252,205.13	-	-	-	-	-	-	-	-	-	-	-	49,252,205.13	-	-	-	-	16,117,273.89	33,134,931.24	-	-	49,252,205.13		
Cash Disbursement Ceiling (CDC)*	227,828,631.23	165,990,119.15	597,279.92	-	394,416,030.30	-	221,599.78	-	-	221,599.78	-	-	-	3,852,973.88	3,852,973.88	4,074,573.66	398,490,603.96	-	-	-	-	227,828,631.23	166,211,718.93	597,279.92	3,852,973.88	398,490,603.96		
Non-Cash Availment Authority (NCAA)	-	-	-	-	-	-	-	-	-	-	-	-	-	-	-	-	-	-	-	-	-	-	-	-	-	-		
Others (CDT, BTr Docs Stamp, etc.)	-	-	-	-	-	-	-	-	-	-	-	-	-	-	-	-	-	-	-	-	-	-	-	-	-	-		
TOTAL	516,807,172.49	598,343,779.78	1,048,334.42	5,342,370.13	1,121,541,656.82	14,855.27	4,633,641.96	0.00	39,260.25	4,687,757.48	0.00	3,643,627.84	0.00	3,852,973.88	7,496,601.72	12,184,359.20	1,133,726,016.02	0.00	0.00	0.00	0.00	516,822,027.76	606,621,049.57	1,048,334.42	9,234,804.26	1,133,726,016.02		

* Partial (based on submitted Reports by Foreign Service Posts as of date.)

Prepared By: 
 IRENE PILAR G. TECSON
 Account Examiner
 Date: 31 August 2017

Certified Correct: 
 RUTAS R. PATRICIO
 Acting Chief Accountant
 Date: 31 August 2017

Approved By: 
 ALEX G. CHUA
 Assistant Secretary
 Office of Financial Management Services
 Date: 31 August 2017




MONTHLY REPORT OF DISBURSEMENTS
For the Month of June 2017

FAR No. 4

Department : DEPARTMENT OF FOREIGN AFFAIRS
Agency : Office of the Secretary
Operating Unit :
Organization Code (UACS) : 12 001 00 00000
Funding Source Code (as clustered) :

PARTICULARS	CURRENT YEAR BUDGET					PRIOR YEAR'S BUDGET											SUB-TOTAL	TRUST LIABILITIES				GRAND TOTAL					Remarks	
	PS	MOOE	Fin. Exp	CO	TOTAL	PRIOR YEAR'S ACCOUNTS PAYABLE					CURRENT YEAR'S ACCOUNTS PAYABLE							PS	MOOE	CO	TOTAL	PS	MOOE	Fin. Exp	CO	TOTAL		
						PS	MOOE	Fin. Exp	CO	Sub-Total	PS	MOOE	Fin. Exp	CO	Sub-Total	TOTAL												
1	2	3	4	5	6=(2+3+4+5)	7	8	9	10	11=(7+8+9+10)	12	13	14	15	16=(12+13+14+15)	17=(11+16)	18=(6+17)	19	20	21	22=(19+20+21)	23	24	25	26	27=(23+24+25+26)	28	
Notice of Cash Allocation (NCA)																												
MDS Checks Issued	456,397,000.20	161,838,988.43	1,211,926.57	11,407,907.73	630,855,822.92	1,137,663.42	28,038,373.85	-	5,731,027.07	34,907,064.34	-	7,970,029.62	-	4,104,375.48	12,074,405.08	46,981,469.42	677,837,292.34	-	-	-	-	457,534,863.62	197,847,391.90	1,211,926.57	21,243,310.26	677,837,292.34		
Advice to Debit Account	78,706,507.81	394,116,248.06	-	-	472,822,755.87	16,212,174.09	116,156,816.77	-	-	132,368,990.86	-	5,862,755.90	-	-	5,862,755.90	138,231,746.76	611,054,502.63	-	782,761.90	-	782,761.90	94,918,681.90	516,918,582.63	-	-	611,837,264.53		
International Commitments Fund (ICF)	-	135,815,459.82	-	-	135,815,459.82	-	-	-	-	-	-	-	-	-	-	135,815,459.82	-	-	-	-	-	135,815,459.82	-	-	-	135,815,459.82		
Working Fund (NCA issued to BTr)	-	-	-	-	-	-	-	-	-	-	-	-	-	-	-	-	-	-	-	-	-	-	-	-	-	-		
Tax Remittance Advices Issued (TRA)	26,449,662.94	25,898,169.20	-	-	52,347,832.14	-	-	-	-	-	-	-	-	-	-	-	52,347,832.14	-	-	-	-	26,449,662.94	25,898,169.20	-	-	52,347,832.14		
Cash Disbursement Ceiling (CDC)*	157,056,606.40	56,811,919.84	(1,118,907.67)	(12,976,243.23)	199,773,375.33	444,981.49	4,049,337.97	-	-	4,494,319.46	-	33,558,004.56	-	77,125,378.84	110,683,383.40	115,177,702.85	314,951,078.18	-	-	-	-	157,501,587.88	94,419,262.37	(1,118,907.67)	64,149,135.61	314,951,078.18		
Non-Cash Availment Authority (NCAA)	-	-	-	-	-	-	-	-	-	-	-	-	-	-	-	-	-	-	-	-	-	-	-	-	-	-		
Others (CDT, BTr Docs Stamp, etc.)	-	-	-	-	-	-	-	-	-	-	-	-	-	-	-	-	-	-	-	-	-	-	-	-	-	-		
TOTAL	718,609,777.34	774,480,785.35	93,018.89	(1,568,335.50)	1,491,615,246.09	17,794,819.00	148,244,528.59	0.00	5,731,027.07	171,770,374.66	0.00	47,390,790.07	0.00	81,229,754.30	128,620,544.37	300,390,919.03	1,792,006,165.12	0.00	782,761.90	0.00	782,761.90	736,404,596.34	970,898,865.92	93,018.89	85,392,445.86	1,792,788,927.02		


* Partial (based on submitted Reports by Foreign Service Posts as of date.)
* Negative amounts resulted from reclassifying items from CDC to NCA.

Prepared By: 
IRENE PILAR G. TECSON
Account Examiner
Date: 31 July 2017

Certified Correct: 
RUTAS R. PATRICIO
Acting Chief Accountant
Date: 31 July 2017

Approved By: 
ALEX G. CHUA
Assistant Secretary
Office of Financial Management Services
Date: 02 August 2017

DEPARTMENT OF FOREIGN AFFAIRS
Office of Fiscal Management
RECEIVED
AUG 03 2017
By:  Time: _____


OFFICE OF THE AUDITOR
DEPT. OF FOREIGN AFFAIRS
RECEIVED
By: 
Date: 8-3-17
Time: 11:10 AM


MONTHLY REPORT OF DISBURSEMENTS
For the Month of May 2017


Department : DEPARTMENT OF FOREIGN AFFAIRS
 Agency : Office of the Secretary
 Operating Unit :
 Organization Code (UACS) : 12 001 00 00000
 Funding Source Code (as clustered) :

PARTICULARS	CURRENT YEAR BUDGET					PRIOR YEAR'S BUDGET											SUB-TOTAL	TRUST LIABILITIES				GRAND TOTAL					Remarks	
	PS	MOOE	Fin. Exp	CO	TOTAL	PRIOR YEAR'S ACCOUNTS PAYABLE					CURRENT YEAR'S ACCOUNTS PAYABLE							PS	MOOE	CO	TOTAL	PS	MOOE	Fin. Exp	CO	TOTAL		
						PS	MOOE	Fin. Exp	CO	Sub-Total	PS	MOOE	Fin. Exp	CO	Sub-Total	TOTAL												
1	2	3	4	5	6=(2+3+4+5)	7	8	9	10	11=(7+8+9+10)	12	13	14	15	16=(12+13+14+15)	17=(11+16)	18=(6+17)	19	20	21	22=(19+20+21)	23	24	25	26	27=(23+24+25+26)	28	
Notice of Cash Allocation (NCA)																												
MDS Checks Issued	44,529,925.05	10,200,627.21	-	-	54,730,552.26	3,640,789.66	786,419.47	-	-	4,427,209.13	-	-	-	-	4,427,209.13	59,157,761.39	-	-	-	-	48,170,714.71	10,987,046.68	-	-	-	59,157,761.39		
Advice to Debit Account	180,453,659.70	386,083,809.71	-	-	566,537,469.41	158,159.85	35,096,520.94	-	1,377,258.19	36,631,938.98	-	-	-	-	36,631,938.98	603,169,408.39	-	-	-	-	180,611,819.55	421,180,330.65	-	1,377,258.19	-	603,169,408.39		
International Commitments Fund (ICF)	-	-	-	-	-	-	-	-	-	-	-	-	-	-	-	-	-	-	-	-	-	-	-	-	-	-		
Working Fund (NCA issued to BTr)	-	-	-	-	-	-	-	-	-	-	-	-	-	-	-	-	-	-	-	-	-	-	-	-	-	-		
Tax Remittance Advices Issued (TRA)	15,905,447.53	19,465,780.65	-	-	35,371,228.18	-	1,988.48	-	-	1,988.48	-	-	-	-	1,988.48	35,373,216.66	-	-	-	-	15,905,447.53	19,467,769.13	-	-	-	35,373,216.66		
Cash Disbursement Ceiling (CDC)*	141,394,066.53	33,027,908.60	236,083.27	36,195.26	174,694,253.66	-	-	-	-	-	-	-	-	-	-	174,694,253.66	-	-	-	-	141,394,066.53	33,027,908.60	236,083.27	36,195.26	174,694,253.66			
Non-Cash Availment Authority (NCAA)	-	-	-	-	-	-	-	-	-	-	-	-	-	-	-	-	-	-	-	-	-	-	-	-	-	-		
Others (CDT, BTr Docs Stamp, etc.)	-	-	-	-	-	-	-	-	-	-	-	-	-	-	-	-	-	-	-	-	-	-	-	-	-	-		
TOTAL	382,283,098.81	448,778,126.17	236,083.27	36,195.26	831,333,503.51	3,798,949.51	35,884,928.89	0.00	1,377,258.19	41,061,136.59	0.00	0.00	0.00	0.00	41,061,136.59	872,394,640.10	0.00	0.00	0.00	0.00	386,082,048.32	484,663,055.06	236,083.27	1,413,453.45	872,394,640.10			

* Partial (based on submitted Reports by Foreign Service Posts as of date.)

Prepared By: 
 IRENE PILAR G. TECSON
 Account Examiner
 Date: 29 June 2017

Certified Correct:

 DANILLO G. CABANAYAN
 Acting Chief Accountant
 Date: 29 June 2017

Approved By: 
 CELESTE V. BALATBAT
 Executive Director
 Office of Financial Management Services
 Date: 29 June 2017

OFFICE OF THE AUDITOR
 DEPT. OF FOREIGN AFFAIRS
RECEIVED
 By: _____
 Date: 1/8 7:37
 Time: _____

MONTHLY REPORT OF DISBURSEMENTS
For the Month of April 2017

THE AUDITOR
DEPT. OF FOREIGN AFFAIRS
RECEIVED
By: *M*
Date: *6/1/17*
Time: *11:20*

Department : DEPARTMENT OF FOREIGN AFFAIRS
Agency : Office of the Secretary
Operating Unit :
Organization Code (UACS) : 12 001 00 00000
Funding Source Code (as clustered) :

PARTICULARS	CURRENT YEAR BUDGET					PRIOR YEAR'S BUDGET											SUB-TOTAL	TRUST LIABILITIES				GRAND TOTAL					Remarks	
	PS	MOOE	Fin. Exp	CO	TOTAL	PRIOR YEAR'S ACCOUNTS PAYABLE					CURRENT YEAR'S ACCOUNTS PAYABLE							TOTAL	PS	MOOE	CO	TOTAL	PS	MOOE	Fin. Exp	CO		TOTAL
						PS	MOOE	Fin. Exp	CO	Sub-Total	PS	MOOE	Fin. Exp	CO	Sub-Total	PS												
1	2	3	4	5	6=(2+3+4+5)	7	8	9	10	11=(7+8+9+10)	12	13	14	15	16=(12+13+14+15)	17=(11+16)	18=(6+17)	19	20	21	22=(19+20+21)	23	24	25	26	27=(23+24+25+26)	28	
Notice of Cash Allocation (NCA)																												
MDS Checks Issued	2,127,336.81	5,065,564.65	-	1,257,326.08	8,450,227.54	840,684.78	75,550.82	-	-	916,235.60	-	-	-	-	916,235.60	9,366,463.13	-	-	-	-	2,968,021.59	5,141,115.46	-	1,257,326.08	9,366,463.13			
Advice to Debit Account	65,037,819.61	272,841,534.66	-	-	337,879,354.27	420,985.20	5,861,034.27	-	-	6,282,019.47	-	-	-	-	6,282,019.47	344,161,173.74	-	-	-	-	65,458,804.81	278,702,568.93	-	-	344,161,173.74			
International Commitments Fund (ICF)	-	194,325.00	-	-	194,325.00	-	164,062.50	-	-	164,062.50	-	-	-	-	164,062.50	358,387.50	-	-	-	-	-	358,387.50	-	-	358,387.50			
Working Fund (NCA issued to BTR)	-	-	-	-	-	-	-	-	-	-	-	-	-	-	-	-	-	-	-	-	-	-	-	-	-			
Tax Remittance Advices Issued (TRA)	22,729,387.18	4,223,902.56	-	-	26,953,289.74	-	-	-	-	-	-	-	-	-	-	26,953,289.74	-	-	-	-	22,729,387.18	4,223,902.56	-	-	26,953,289.74			
Cash Disbursement Ceiling (CDC)*	325,465,500.38	152,478,541.69	2,515,019.40	13,355,273.91	493,814,335.38	1,108,435.77	7,465,977.51	-	30,102,001.90	38,676,415.17	-	-	-	-	38,676,415.17	532,490,750.55	-	-	-	-	326,573,936.15	159,944,519.20	2,515,019.40	43,457,275.81	532,490,750.55			
Non-Cash Availment Authority (NCAA)	-	-	-	-	-	-	-	-	-	-	-	-	-	-	-	-	-	-	-	-	-	-	-	-	-			
Others (CDT, BTR Docs Stamp, etc.)	-	-	-	-	-	-	-	-	-	-	-	-	-	-	-	-	-	-	-	-	-	-	-	-	-			
TOTAL	415,359,843.98	434,803,868.56	2,515,019.40	14,612,599.99	867,291,331.92	2,370,105.75	13,566,625.09	0.00	30,102,001.90	46,038,732.73	0.00	0.00	0.00	0.00	46,038,732.73	913,330,064.66	0.00	0.00	0.00	0.00	417,729,949.73	448,370,493.65	2,515,019.40	44,714,601.80	913,330,064.66			

* Partial (based on submitted Reports by Foreign Service Posts as of date.)

Prepared By: *[Signature]*
IRENE PILAR G. TECSON
Account Examiner
Date: 31 May 2017

Certified Correct: *[Signature]*
DANILO G. CABANAYAN
Acting Chief Accountant
Date: 31 May 2017

Approved By: *[Signature]*
CELESTE V. BALATBAT
Acting Assistant Secretary
Office of Fiscal Management
Date: 31 May 2017

DEPARTMENT OF FOREIGN AFFAIRS
Office of Fiscal Management
RECEIVED
JUN 01 2017
By: *[Signature]* Time: _____


MONTHLY REPORT OF DISBURSEMENTS
For the Month of March 2017

FAR No. 4

Department : DEPARTMENT OF FOREIGN AFFAIRS
 Agency : Office of the Secretary
 Operating Unit :
 Organization Code (UACS) : 12 001 00 00000
 Funding Source Code (as clustered) :


PARTICULARS	CURRENT YEAR BUDGET					PRIOR YEAR'S BUDGET										SUB-TOTAL	TRUST LIABILITIES				GRAND TOTAL					Remarks		
	PS	MOOE	Fin. Exp	CO	TOTAL	PRIOR YEAR'S ACCOUNTS PAYABLE					CURRENT YEAR'S ACCOUNTS PAYABLE						PS	MOOE	CO	TOTAL	PS	MOOE	Fin. Exp	CO	TOTAL			
						PS	MOOE	Fin. Exp	CO	Sub-Total	PS	MOOE	Fin. Exp	CO	Sub-Total												TOTAL	
1	2	3	4	5	6=(2+3+4+5)	7	8	9	10	11=(7+8+9+10)	12	13	14	15	16=(12+13+14+15)	17=(11+16)	18=(6+17)	19	20	21	22=(19+20+21)	23	24	25	26	27=(23+24+25+26)	28	
Notice of Cash Allocation (NCA)																												
MDS Checks Issued	23,826,177.32	32,243,904.77	-	27,524,178.84	83,594,260.93	1,538,610.70	1,313,098.65	-	-	2,851,709.35	-	-	-	-	-	2,851,709.35	86,445,970.28	-	-	-	-	25,364,788.02	33,557,003.42	-	27,524,178.84	86,445,970.28		
Advice to Debit Account	80,786,592.59	71,280,401.56	-	-	152,066,994.15	13,078,700.13	44,513,874.35	-	737,076.00	58,329,450.48	-	-	-	-	-	58,329,450.48	210,396,444.63	-	-	-	-	93,865,292.72	115,794,075.91	-	737,076.00	210,396,444.63		
International Commitments Fund (ICF)	-	1,342,148,700.23	-	-	1,342,148,700.23	-	-	-	-	-	-	-	-	-	-	-	1,342,148,700.23	-	-	-	-	-	-	1,342,148,700.23	-	1,342,148,700.23		
Working Fund (NCA issued to BTR)	-	-	-	-	-	-	-	-	-	-	-	-	-	-	-	-	-	-	-	-	-	-	-	-	-	-		
Tax Remittance Advices Issued (TRA)	18,656,656.91	16,881,779.09	-	-	35,538,436.00	-	1,469.78	-	-	1,469.78	-	-	-	-	-	1,469.78	35,539,905.78	-	-	-	-	18,656,656.91	16,883,248.87	-	-	35,539,905.78		
Cash Disbursement Ceiling (CDC)*	314,558,285.69	96,068,675.06	760,213.47	-	411,387,174.22	-	188,778.84	-	-	188,778.84	-	-	-	-	-	188,778.84	411,575,953.06	-	-	-	-	314,558,285.69	96,257,453.90	760,213.47	-	411,575,953.06		
Non-Cash Availment Authority (NCAA)	-	-	-	-	-	-	-	-	-	-	-	-	-	-	-	-	-	-	-	-	-	-	-	-	-	-		
Others (CDT, BTr Docs Stamp, etc.)	-	-	-	-	-	-	-	-	-	-	-	-	-	-	-	-	-	-	-	-	-	-	-	-	-	-		
T O T A L	437,827,712.51	1,558,623,460.71	760,213.47	27,524,178.84	2,024,735,565.53	14,617,310.83	46,017,021.62	0.00	737,076.00	61,371,408.45	0.00	0.00	0.00	0.00	0.00	61,371,408.45	2,086,106,973.98	0.00	0.00	0.00	0.00	452,445,023.34	1,604,640,482.33	760,213.47	28,261,254.84	2,086,106,973.98		
GRAND TOTAL																												

* Partial (based on submitted Reports by Foreign Service Posts as of date.)

Prepared By:

 IRENE PILAR G. TEESON
 Account Examiner
 Date: 02 May 2017

Certified Correct:

 DANILO G. CABANAYAN
 Acting Chief Accountant
 Date: 02 May 2017

Approved By:

 MARIO L. DE LEON, JR.
 Assistant Secretary
 Office of Fiscal Management
 Date: 02 May 2017

DEPARTMENT OF FOREIGN AFFAIRS
 Office of Fiscal Management
RECEIVED
 MAY 04 2017


OFFICE OF THE AUDITOR
 DEPARTMENT OF FOREIGN AFFAIRS
RECEIVED
 By: 
 Date: 5-4-17
 Time: 10:23

MONTHLY REPORT OF DISBURSEMENTS
For the Month of February 2017

Department : DEPARTMENT OF FOREIGN AFFAIRS
 Agency : Office of the Secretary
 Operating Unit :
 Organization Code (UACS) : 12 001 00 00000
 Funding Source Code (as clustered) :

PARTICULARS	CURRENT YEAR BUDGET					PRIOR YEAR'S BUDGET										SUB-TOTAL	TRUST LIABILITIES				GRAND TOTAL					Remarks		
	PS	MOOE	Fin. Exp	CO	TOTAL	PRIOR YEAR'S ACCOUNTS PAYABLE					CURRENT YEAR'S ACCOUNTS PAYABLE						PS	MOOE	CO	TOTAL	PS	MOOE	Fin. Exp	CO	TOTAL			
						PS	MOOE	Fin. Exp	CO	Sub-Total	PS	MOOE	Fin. Exp	CO	Sub-Total												TOTAL	
1	2	3	4	5	6=(2+3+4+5)	7	8	9	10	11=(7+8+9+10)	12	13	14	15	16=(12+13+14+15)	17=(11+16)	18=(6+17)	19	20	21	22=(19+20+21)	23	24	25	26	27=(23+24+25+26)	28	
Notice of Cash Allocation (NCA)																												
MDS Checks Issued	21,643,083.48	3,361,406.79	-	-	25,004,490.25	2,929,575.08	8,708,276.42	-	18,002,875.00	29,640,726.48	-	-	-	-	-	29,640,726.48	54,645,216.73	-	-	-	-	24,572,658.52	12,069,683.21	-	18,002,875.00	54,645,216.73		
Advice to Debit Account	76,211,871.68	4,822,228.93	-	-	81,034,100.61	3,842,067.34	259,247,743.18	-	1,206,901.04	264,296,711.56	-	-	-	-	-	264,296,711.56	345,330,812.17	-	-	-	-	80,053,939.02	264,069,972.11	-	1,206,901.04	345,330,812.17		
International Commitments Fund (ICF)	-	24,325.50	-	-	24,325.50	-	372,617.66	-	-	372,617.66	-	-	-	-	-	372,617.66	396,943.16	-	-	-	-	-	396,943.16	-	-	396,943.16		
Working Fund (NCA issued to BTr)	-	-	-	-	-	-	-	-	-	-	-	-	-	-	-	-	-	-	-	-	-	-	-	-	-	-		
Tax Remittance Advices Issued (TRA)	-	65,951.40	-	-	65,951.40	14,577,365.33	1,755,597.65	-	-	16,332,962.98	-	-	-	-	-	16,332,962.98	16,398,914.38	-	-	-	-	14,577,365.33	1,821,549.05	-	-	16,398,914.38		
Cash Disbursement Ceiling (CDC)*	311,277,522.05	79,557,833.92	881,872.22	4,357.89	391,721,586.08	352,541.87	2,446,314.91	8,599.46	1,161,304.28	3,968,760.52	-	-	-	-	-	3,968,760.52	395,690,346.80	-	-	-	-	311,630,063.92	82,004,148.83	890,471.68	1,165,662.17	395,690,346.80		
Non-Cash Availment Authority (NCAA)	-	-	-	-	-	-	-	-	-	-	-	-	-	-	-	-	-	-	-	-	-	-	-	-	-	-		
Others (CDT, BTr Docs Stamp, etc.)	-	-	-	-	-	-	-	-	-	-	-	-	-	-	-	-	-	-	-	-	-	-	-	-	-	-		
TOTAL	409,132,477.19	87,831,746.54	881,872.22	4,357.89	497,850,453.84	21,701,549.80	272,530,549.82	8,599.46	20,371,080.32	314,611,779.20	0.00	0.00	0.00	0.00	0.00	314,611,779.20	812,462,233.04	0.00	0.00	0.00	0.00	430,834,026.79	360,362,296.36	890,471.68	20,375,438.21	812,462,233.04		

* Partial (based on submitted Reports by Foreign Service Posts as of date.)


Prepared By:

 IRENE PILAR G. TECSON
 Account Examiner
 Date: 31 March 2017

Certified Correct:

 DANILLO G. CABANAYAN
 Acting Chief Accountant
 Date: 31 March 2017

Approved By:

 MARIO JOSE LEON, JR.
 Assistant Secretary
 Office of Fiscal Management
 Date: 31 March 2017

OFFICE OF THE AUDITOR
 DEPARTMENT OF FOREIGN AFFAIRS
RECEIVED
 By: 
 Date: 4/5/2017
 Time: 4:20


DEPARTMENT OF FOREIGN AFFAIRS
 Office of Fiscal Management
RECEIVED
 APR 05 2017
 By:  Time:


MONTHLY REPORT OF DISBURSEMENTS
For the Month of January 2017

Department : DEPARTMENT OF FOREIGN AFFAIRS
 Agency : Office of the Secretary
 Operating Unit :
 Organization Code (UACS) : 12 001 00 00000
 Funding Source Code (as clustered) :

PARTICULARS	CURRENT YEAR BUDGET					PRIOR YEAR'S BUDGET											SUB-TOTAL	TRUST LIABILITIES				GRAND TOTAL					Remarks	
	PS	MOOE	Fin. Exp	CO	TOTAL	PRIOR YEAR'S ACCOUNTS PAYABLE					CURRENT YEAR'S ACCOUNTS PAYABLE					TOTAL		PS	MOOE	CO	TOTAL	PS	MOOE	Fin. Exp	CO	TOTAL		
						PS	MOOE	Fin. Exp	CO	Sub-Total	PS	MOOE	Fin. Exp	CO	Sub-Total													PS
1	2	3	4	5	6=(2+3+4+5)	7	8	9	10	11=(7+8+9+10)	12	13	14	15	16=(12+13+14+15)	17=(11+16)	18=(5+17)	19	20	21	22=(19+20+21)	23	24	25	26	27=(23+24+25+26)	28	
Notice of Cash Allocation (NCA)																												
MDS Checks issued	61,710,803.47	1,983,360.54	-	-	63,694,164.01	45,306,564.75	44,148,445.92	-	1,233,211.76	90,688,222.43	-	-	-	-	-	90,688,222.43	154,382,386.44	-	-	-	-	107,017,368.22	46,131,806.46	-	-	1,233,211.76	154,382,386.44	
Advice to Debit Account	-	113,317.80	-	10,336,507.25	10,449,825.05	90,313.92	1,852,483.47	-	-	1,942,797.39	-	-	-	-	-	1,942,797.39	12,392,622.44	-	-	-	-	90,313.92	1,965,801.27	-	-	10,336,507.25	12,392,622.44	
International Commitments Fund (ICF)	-	-	-	-	-	-	408,151.28	-	-	408,151.28	-	-	-	-	-	408,151.28	408,151.28	-	-	-	-	-	408,151.28	-	-	-	408,151.28	
Working Fund (NCA issued to BTr)																												
Tax Remittance Advices Issued (TRA)	14,577,365.33	1,755,597.65	-	-	16,332,962.98	-	-	-	-	-	-	-	-	-	-	-	-	-	-	-	-	-	-	-	-	-	-	
Cash Disbursement Ceiling (CDC)*	333,464,540.57	72,568,727.01	688,007.51	99,031.43	406,820,306.52	8,011,386.16	54,921,536.01	195,419.68	26,390,218.98	89,518,560.84	-	-	-	-	-	89,518,560.84	496,338,867.36	-	-	-	-	341,475,926.74	127,490,263.02	883,427.19	26,480,250.41	496,338,867.36		
Non-Cash Availment Authority (NCAA)																												
Others (CDT, BTr Docs Stamp, etc.)																												
TOTAL	409,752,709.37	76,421,003.00	688,007.51	10,435,538.68	497,297,258.56	53,408,264.83	101,330,616.68	195,419.68	27,623,430.74	182,557,731.94	0.00	0.00	0.00	0.00	0.00	182,557,731.94	679,854,990.50	0.00	0.00	0.00	0.00	463,160,974.21	177,751,619.68	883,427.19	38,058,969.42	679,854,990.50		

* Partial (based on submitted Reports by Foreign Service Posts as of date.)

Prepared By:

 IRENE PILAR G. TECSON
 Account Examiner
 Date: 28 February 2017

Certified Correct:

 DANILLO G. CABANAYAN
 Acting Chief Accountant
 Date: 28 February 2017

Approved By:


 MARIO DE LEON
 Assistant Secretary
 Office of Fiscal Management
 Date: 28 February 2017


MONTHLY REPORT OF DISBURSEMENTS
For the Month of November 2016

Department : DEPARTMENT OF FOREIGN AFFAIRS
 Agency : Office of the Secretary
 Operating Unit :
 Organization Code (UACS) : 12 001 00 00000
 Funding Source Code (as clustered) :

PARTICULARS	CURRENT YEAR BUDGET					PRIOR YEAR'S BUDGET											SUB-TOTAL	TRUST LIABILITIES				GRAND TOTAL					Remarks	
	PS	MOOE	Fin. Exp	CO	TOTAL	PRIOR YEAR'S ACCOUNTS PAYABLE					CURRENT YEAR'S ACCOUNTS PAYABLE							PS	MOOE	CO	TOTAL	PS	MOOE	Fin. Exp	CO	TOTAL		
						PS	MOOE	Fin. Exp	CO	Sub-Total	PS	MOOE	Fin. Exp	CO	Sub-Total	TOTAL												
1	2	3	4	5	6=(2+3+4+5)	7	8	9	10	11=(7+8+9+10)	12	13	14	15	16=(12+13+14+15)	17=(11+16)	18=(6+17)	19	20	21	22=(19+20+21)	23	24	25	26	27=(23+24+25+26)	28	
Notice of Cash Allocation (NCA)																												
MDS Checks Issued	55,823,626.17	52,160,349.79	-	292,883,332.63	400,867,308.59	480,020.27	930.00	-	-	480,950.27	-	-	-	-	-	480,950.27	401,348,258.86	-	-	-	-	56,303,646.44	52,161,279.79	-	292,883,332.63	401,348,258.86		
Advice to Debit Account	152,637,632.92	55,770,383.26	-	1,147,637.60	209,555,653.78	-	-	-	-	-	-	-	-	-	-	-	209,555,653.78	-	-	-	-	152,637,632.92	55,770,383.26	-	1,147,637.60	209,555,653.78		
International Commitments Fund (ICF)	-	-	-	-	-	-	-	-	-	-	-	-	-	-	-	-	-	-	-	-	-	-	-	-	-	-	-	
Working Fund (NCA issued to BTr)																												
Tax Remittance Advices Issued (TRA)	14,354,066.34	2,104,306.52	-	-	16,458,372.86	-	-	-	-	-	-	-	-	-	-	16,458,372.86	16,458,372.86	-	-	-	-	14,354,066.34	2,104,306.52	-	-	16,458,372.86		
Cash Disbursement Ceiling (CDC)*	342,459,633.28	182,840,648.08	946,121.06	384,401,895.92	910,648,298.34	51,423.40	315,886.01	-	748,518.95	1,115,828.37	-	-	-	-	1,115,828.37	911,764,126.71	-	-	-	-	342,511,056.68	183,156,534.09	946,121.06	385,150,414.87	911,764,126.71			
Non-Cash Availment Authority (NCAA)	-	-	-	-	-	-	-	-	-	-	-	-	-	-	-	-	-	-	-	-	-	-	-	-	-	-	-	
Others (CDT, BTr Docs Stamp, etc.)	-	-	-	-	-	-	-	-	-	-	-	-	-	-	-	-	-	-	-	-	-	-	-	-	-	-	-	
TOTAL	565,274,958.71	292,875,687.65	946,121.06	678,432,866.15	1,537,529,633.57	531,443.67	316,816.01	-	748,518.95	1,596,778.64	-	-	-	-	1,596,778.64	1,539,126,412.21	-	-	-	-	565,806,402.38	293,192,503.66	946,121.06	679,181,385.10	1,539,126,412.21			

* Partial (based on submitted Reports by Foreign Service Posts as of date.)

Prepared By:

 DIANA MYRA G. ESON-ALOMIA
 Account Examiner, Cash Advance Unit
 Date: 28 December 2016

Certified Correct:

 DANIL G. CABANAYAN
 Acting Chief Accountant
 Date:

Approved By:

 CELESTE VINZON-BALATBAT
 Acting Assistant Secretary
 Office of Financial Management Services
 Date:


THE AUDITOR
 FOREIGN AFFAIRS
RECEIVED
 12-29-16
 10:12 AM


MONTHLY REPORT OF DISBURSEMENTS
For the Month of October 2016

Department : DEPARTMENT OF FOREIGN AFFAIRS
 Agency : Office of the Secretary
 Operating Unit :
 Organization Code (UACS) : 12 001 00 00000
 Funding Source Code (as clus) :

PARTICULARS	CURRENT YEAR BUDGET					PRIOR YEAR'S BUDGET											SUB-TOTAL	TRUST LIABILITIES				GRAND TOTAL					Remarks	
	PS	MOOE	Fin. Exp	CO	TOTAL	PRIOR YEAR'S ACCOUNTS PAYABLE					CURRENT YEAR'S ACCOUNTS PAYABLE							PS	MOOE	CO	TOTAL	PS	MOOE	Fin. Exp	CO	TOTAL		
						PS	MOOE	Fin. Exp	CO	Sub-Total	PS	MOOE	Fin. Exp	CO	Sub-Total	TOTAL												
1	2	3	4	5	6=(2+3+4+5)	7	8	9	10	11=(7+8+9+10)	12	13	14	15	16=(12+13+14+15)	17=(11+16)	18=(6+17)	19	20	21	22=(19+20+21)	23	24	25	26	27=(23+24+25+26)	28	
Notice of Cash Allocation (NCA)																												
MDS Checks Issued	24,374,845.53	104,303,632.32	-	10,337,632.36	139,016,110.21	96,798.22	2,344.22	-	-	99,142.44	-	-	-	-	-	99,142.44	139,115,252.65	-	-	-	-	24,471,643.75	104,305,976.54	-	10,337,632.36	139,115,252.65		
Advice to Debit Account	72,933,283.38	38,699,486.02	-	182,400.00	111,815,169.40	259,288.57	75,910.22	-	-	335,198.79	-	-	-	-	-	335,198.79	112,150,368.19	-	-	-	-	73,192,571.95	38,775,396.24	-	182,400.00	112,150,368.19		
International Commitments Fund (ICF)	-	98,133,552.59	-	-	98,133,552.59	-	-	-	-	-	-	-	-	-	-	-	98,133,552.59	-	-	-	-	-	98,133,552.59	-	-	98,133,552.59		
Working Fund (NCA issued to BTr)	-	-	-	-	-	-	-	-	-	-	-	-	-	-	-	-	-	-	-	-	-	-	-	-	-	-		
Tax Remittance Advices Issued (TRA)	16,247,047.71	40,007,085.47	-	-	56,254,133.18	-	-	-	-	-	-	-	-	-	-	-	56,254,133.18	-	-	-	-	16,247,047.71	40,007,085.47	-	-	56,254,133.18		
Cash Disbursement Ceiling (CDC)*	298,864,187.18	134,349,491.83	1,000,897.02	225,406,313.61	659,620,889.64	-	13,276,542.26	-	16,014,086.46	29,290,628.72	-	-	-	-	-	29,290,628.72	688,911,518.36	-	-	-	-	298,864,187.18	147,626,034.09	1,000,897.02	241,420,400.07	688,911,518.36		
Non-Cash Availment Authority (NCAA)	-	-	-	-	-	-	-	-	-	-	-	-	-	-	-	-	-	-	-	-	-	-	-	-	-	-		
Others (CDT, BTr Docs Stamp, etc.)	-	-	-	-	-	-	-	-	-	-	-	-	-	-	-	-	-	-	-	-	-	-	-	-	-	-		
T O T A L	412,419,363.80	415,493,248.23	1,000,897.02	235,926,345.97	1,064,839,855.02	356,086.79	13,354,796.70	-	16,014,086.46	29,724,969.95	-	-	-	-	-	29,724,969.95	1,094,564,824.97	-	-	-	-	412,775,450.59	428,848,044.93	1,000,897.02	251,940,432.43	1,094,564,824.97		

* Partial (based on submitted Reports by Foreign Service Posts as of date.)

Prepared By:

 IRENE PILAR C. TECSON
 Account Examiner
 Date: 28 November 2016

Certified Correct:

 DANILO G. CABANAYAN
 Acting Chief Accountant
 Date: 28 November 2016

Approved By:


 CELESTE VINZON-BALATBAT
 Acting Assistant Secretary
 Office of Financial Management Services
 Date: 28 November 2016


MONTHLY REPORT OF DISBURSEMENTS
For the Month of October 2016

Department : DEPARTMENT OF FOREIGN AFFAIRS
 Agency : Office of the Secretary
 Operating Unit :
 Organization Code (UACS) : 12 001 00 00000
 Funding Source Code (as clus) :

PARTICULARS	CURRENT YEAR BUDGET					PRIOR YEAR'S BUDGET											SUB-TOTAL	TRUST LIABILITIES				GRAND TOTAL					Remarks	
	PS	MOOE	Fin. Exp	CO	TOTAL	PRIOR YEAR'S ACCOUNTS PAYABLE					CURRENT YEAR'S ACCOUNTS PAYABLE							PS	MOOE	CO	TOTAL	PS	MOOE	Fin. Exp	CO	TOTAL		
						PS	MOOE	Fin. Exp	CO	Sub-Total	PS	MOOE	Fin. Exp	CO	Sub-Total	TOTAL												
1	2	3	4	5	6=(2+3+4+5)	7	8	9	10	11=(7+8+9+10)	12	13	14	15	16=(12+13+14+15)	17=(11+16)	18=(6+17)	19	20	21	22=(19+20+21)	23	24	25	26	27=(23+24+25+26)	28	
Notice of Cash Allocation (NCA)																												
MDS Checks Issued	24,374,845.53	104,303,632.32	-	10,337,632.36	139,016,110.21	96,798.22	2,344.22	-	-	99,142.44	-	-	-	-	99,142.44	139,115,252.65	-	-	-	-	24,471,643.75	104,305,976.54	-	10,337,632.36	139,115,252.65			
Advice to Debit Account	72,933,283.38	38,699,486.02	-	182,400.00	111,815,169.40	259,288.57	75,910.22	-	-	335,198.79	-	-	-	-	335,198.79	112,150,368.19	-	-	-	-	73,192,571.95	38,775,396.24	-	182,400.00	112,150,368.19			
International Commitments Fund (ICF)	-	98,133,552.59	-	-	98,133,552.59	-	-	-	-	-	-	-	-	-	-	98,133,552.59	-	-	-	-	-	98,133,552.59	-	-	-	98,133,552.59		
Working Fund (NCA issued to BTr)																												
Tax Remittance Advices Issued (TRA)	16,247,047.71	40,007,085.47	-	-	56,254,133.18	-	-	-	-	-	-	-	-	-	-	56,254,133.18	-	-	-	-	16,247,047.71	40,007,085.47	-	-	56,254,133.18			
Cash Disbursement Ceiling (CDC)*	298,864,187.18	134,349,491.83	1,000,897.02	225,406,313.61	659,620,889.64	-	13,276,542.26	-	16,014,086.46	29,290,628.72	-	-	-	-	29,290,628.72	688,911,518.36	-	-	-	-	298,864,187.18	147,626,034.09	1,000,897.02	241,420,400.07	688,911,518.36			
Non-Cash Availment Authority (NCAA)	-	-	-	-	-	-	-	-	-	-	-	-	-	-	-	-	-	-	-	-	-	-	-	-	-	-		
Others (CDT, BTr Docs Stamp, etc.)	-	-	-	-	-	-	-	-	-	-	-	-	-	-	-	-	-	-	-	-	-	-	-	-	-	-		
T O T A L	412,419,363.80	415,493,248.23	1,000,897.02	235,926,345.97	1,064,839,855.02	356,086.79	13,354,796.70	-	16,014,086.46	29,724,969.95	-	-	-	-	29,724,969.95	1,094,564,824.97	-	-	-	-	412,775,450.59	428,848,044.93	1,000,897.02	251,940,432.43	1,094,564,824.97			

* Partial (based on submitted Reports by Foreign Service Posts as of date.)

Prepared By:

 IRENE PILAR G. TECSON
 Account Examiner
 Date: 28 November 2016

Certified Correct:

 DANILO G. CABANAYAN
 Acting Chief Accountant
 Date: 28 November 2016

Approved By:

 CELESTE V. BALATBAT
 Acting Assistant Secretary
 Office of Financial Management Services
 Date: 28 November 2016

OFFICE OF THE
 DEPT. OF FOREIGN AFFAIRS
RECEIVED
 By: Jowie
 Date: Nov. 28, 2016
 Time: _____

DEPARTMENT OF FOREIGN AFFAIRS
 Office of Fiscal Management
RECEIVED
 NOV 28 2016
 By: _____
 Time: _____


MONTHLY REPORT OF DISBURSEMENTS
For the Month of September 2016

Department : DEPARTMENT OF FOREIGN AFFAIRS
 Agency : Office of the Secretary
 Operating Unit :
 Organization Code (UACS) : 12 001 00 0000
 Funding Source Code (as clustered) :

PARTICULARS	CURRENT YEAR BUDGET					PRIOR YEAR'S BUDGET											SUB-TOTAL	TRUST LIABILITIES				GRAND TOTAL					Remarks	
	PS	MOOE	Fin. Exp	CO	TOTAL	PRIOR YEAR'S ACCOUNTS PAYABLE					CURRENT YEAR'S ACCOUNTS PAYABLE							TOTAL	PS	MOOE	CO	TOTAL	PS	MOOE	Fin. Exp	CO		TOTAL
						PS	MOOE	Fin. Exp	CO	Sub-Total	PS	MOOE	Fin. Exp	CO	Sub-Total	PS												
1	2	3	4	5	6=(2+3+4+5)	7	8	9	10	11=(7+8+9+10)	12	13	14	15	16=(12+13+14+15)	17=(11+16)	18=(8+17)	19	20	21	22=(19+20+21)	23	24	25	26	27=(23+24+25+26)	28	
Notice of Cash Allocation (NCA)																												
MDS Checks Issued	409,102,793.50	515,364,973.85	1,205,176.43	18,130,226.56	943,803,170.34	470,266.32	1,197,321.44	-	307,158.53	1,974,746.29	-	-	-	-	-	1,974,746.29	945,777,916.63	-	-	-	-	409,573,059.82	516,502,295.28	1,205,176.43	18,437,385.10	945,777,916.63		
Advice to Debit Account	93,523,766.71	236,813,638.97	-	448,112.00	330,583,517.68	2,399,893.26	3,734,712.18	-	-	6,134,605.44	-	-	-	-	-	6,134,605.44	338,718,123.12	-	-	-	-	95,923,659.97	240,348,351.15	-	448,112.00	338,718,123.12		
International Commitments Fund (ICF)	-	162,324,734.11	-	-	162,324,734.11	-	1,226,500.00	-	-	1,226,500.00	-	-	-	-	-	1,226,500.00	163,551,234.11	-	-	-	-	-	163,551,234.11	-	-	163,551,234.11		
Working Fund (NCA issued to BTr)	-	-	-	-	-	-	-	-	-	-	-	-	-	-	-	-	-	-	-	-	-	-	-	-	-	-	-	
Tax Remittance Advices Issued (TRA)	14,419,510.78	20,568,721.39	-	-	34,988,232.17	-	-	-	-	-	-	-	-	-	-	-	34,988,232.17	-	-	-	-	14,419,510.78	20,568,721.39	-	-	34,988,232.17		
Cash Disbursement Ceiling (CDC)*	-	-	-	-	-	-	-	-	-	-	-	-	-	-	-	-	-	-	-	-	-	-	-	-	-	-	-	
Non-Cash Availment Authority (NCAA)	-	-	-	-	-	-	-	-	-	-	-	-	-	-	-	-	-	-	-	-	-	-	-	-	-	-	-	
Others (CDT, BTr Docs Stamp, etc.)	-	-	-	-	-	-	-	-	-	-	-	-	-	-	-	-	-	-	-	-	-	-	-	-	-	-	-	
TOTAL	517,046,070.99	934,872,068.32	1,205,176.43	18,576,338.56	1,471,699,654.30	2,870,169.58	6,158,533.62	0.00	307,158.53	9,335,851.73	0.00	0.00	0.00	0.00	0.00	9,335,851.73	1,481,035,506.03	0.00	0.00	0.00	0.00	519,916,230.57	941,030,601.93	1,205,176.43	18,883,497.10	1,481,035,506.03		

* Partial (based on submitted Reports by Foreign Service Posts as of date.)

Prepared By:


IRENE PILAR G. TECSON
 Account Examiner

Date: 26 October 2016

Certified Correct:


DANILO G. CABANAYAN
 Acting Chief Accountant

Date: 26 October 2016

Approved By:


CELESTE V. BALATBAT
 Acting Assistant Secretary
 Office of Financial Management Services

Date: 26 October 2016

MONTHLY REPORT OF DISBURSEMENTS
For the Month of August 2016

Department : DEPARTMENT OF FOREIGN AFFAIRS
 Agency : Office of the Secretary
 Operating Unit :
 Organization Code (UACS) : 12 001 00 00000
 Funding Source Code (as clustered) :

PARTICULARS	CURRENT YEAR BUDGET					PRIOR YEAR'S BUDGET											SUB-TOTAL	TRUST LIABILITIES				GRAND TOTAL					
	PS	MOOE	Fin. Exp	CO	TOTAL	PRIOR YEAR'S ACCOUNTS PAYABLE					CURRENT YEAR'S ACCOUNTS PAYABLE							TOTAL	PS	MOOE	CO	TOTAL	PS	MOOE	Fin. Exp	CO	TOTAL
						PS	MOOE	Fin. Exp	CO	Sub-Total	PS	MOOE	Fin. Exp	CO	Sub-Total	PS											
1	2	3	4	5	6=(2+3+4+5)	7	8	9	10	11=(7+8+9+10)	12	13	14	15	16=(12+13+14+15)	17=(11+16)	18=(6+17)	19	20	21	22=(19+20+21)	23	24	25	26	27=(23+24+25+26)	
Notice of Cash Allocation (NCA)																											
MDS Checks Issued	32,364,499.78	167,262,692.39	-	5,169,092.95	204,796,285.12	527,782.88	-	-	-	527,782.88	-	-	-	-	-	527,782.88	205,324,068.00	-	-	-	-	32,892,282.66	167,262,692.39	-	5,169,092.95	205,324,068.00	
Advice to Debit Account	71,923,040.11	149,763,998.65	-	35,040.00	221,722,078.76	1,753,360.06	3,586,199.81	-	-	5,339,559.87	-	-	-	-	-	5,339,559.87	227,061,638.63	-	-	-	-	73,676,400.17	153,350,198.46	-	35,040.00	227,061,638.63	
International Commitments Fund (ICF)	-	121,409,753.27	-	-	121,409,753.27	-	5,276,132.27	-	-	5,276,132.27	-	-	-	-	-	5,276,132.27	126,685,885.54	-	-	-	-	-	126,685,885.54	-	-	126,685,885.54	
Working Fund (NCA issued to BTr)																											
Tax Remittance Advices Issued (TRA)	14,743,359.20	27,492,426.84	11,743,871.40	39,236,298.24	93,215,955.68																						
Cash Disbursement Ceiling (CDC)*	298,883,539.59	105,947,413.61	775,407.46	4,632,747.23	410,239,107.89	190,894.35	240,213.93	-	-	431,108.28	-	-	-	-	-	431,108.28	410,670,216.17	-	-	-	-	299,074,433.94	106,187,627.54	775,407.46	4,632,747.23	410,670,216.17	
Non-Cash Availment Authority (NCAA)																											
Others (CDT, BTr Docs Stamp, etc.)																											
TOTAL	417,914,438.68	571,876,284.76	12,519,278.86	49,073,178.42	1,051,383,180.72	2,472,037.29	9,102,546.01	0.00	0.00	11,574,583.30	0.00	0.00	0.00	0.00	0.00	11,574,583.30	1,062,957,764.02	0.00	0.00	0.00	0.00	420,386,475.97	580,978,830.77	12,519,278.86	49,073,178.42	1,062,957,764.02	

* Partial (based on submitted Reports by Foreign Service Posts as of date.)

Prepared By:

(Signature)
 IRENE PILAR G. TECSON
 Account Examiner

Date: 28 September 2016

Certified Correct:

(Signature)
 DANIL G. CABANAYAN
 Acting Chief Accountant

Date: 28 September 2016

Approved By:

(Signature)
 CELESTE V. BALATBAT
 Acting Assistant Secretary
 Office of Financial Management Services

Date: 28 September 2016

OFFICE OF THE AUDITOR
 DEPT. OF FOREIGN AFFAIRS
RECEIVED
 By: *(Signature)*
 Date: 9-29-16
 Time:

DEPARTMENT OF FOREIGN AFFAIRS
 Office of Fiscal Management
RECEIVED
 SEP 29 2016
 By: *(Signature)*
 Time:


MONTHLY REPORT OF DISBURSEMENTS
For the Month of August 2016

Department : DEPARTMENT OF FOREIGN AFFAIRS
 Agency : Office of the Secretary
 Operating Unit :
 Organization Code (UACS) : 12 001 00 00000
 Funding Source Code (as clustered) :

PARTICULARS	CURRENT YEAR BUDGET					PRIOR YEAR'S BUDGET											SUB-TOTAL	TRUST LIABILITIES				GRAND TOTAL					Remarks	
	PS	MOOE	Fin. Exp	CO	TOTAL	PRIOR YEAR'S ACCOUNTS PAYABLE					CURRENT YEAR'S ACCOUNTS PAYABLE							TOTAL	PS	MOOE	CO	TOTAL	PS	MOOE	Fin. Exp	CO		TOTAL
						PS	MOOE	Fin. Exp	CO	Sub-Total	PS	MOOE	Fin. Exp	CO	Sub-Total	16=(12+13+14+15)												
1	2	3	4	5	6=(2+3+4+5)	7	8	9	10	11=(7+8+9+10)	12	13	14	15	16=(12+13+14+15)	17=(11+16)	18=(6+17)	19	20	21	22=(19+20+21)	23	24	25	26	27=(23+24+25+26)	28	
Notice of Cash Allocation (NCA)																												
MDS Checks Issued	32,364,499.78	167,262,692.39	-	5,169,092.95	204,796,285.12	527,782.88	-	-	-	527,782.88	-	-	-	-	-	527,782.88	205,324,068.00	-	-	-	-	32,892,282.66	167,262,692.39	-	5,169,092.95	205,324,068.00		
Advice to Debit Account	71,923,040.11	149,763,998.65	-	35,040.00	221,722,078.76	1,753,360.06	3,586,199.81	-	-	5,339,559.87	-	-	-	-	-	5,339,559.87	227,061,638.63	-	-	-	-	73,676,400.17	153,350,198.46	-	35,040.00	227,061,638.63		
International Commitments Fund (ICF)	-	121,409,753.27	-	-	121,409,753.27	-	5,276,132.27	-	-	5,276,132.27	-	-	-	-	-	5,276,132.27	126,685,885.54	-	-	-	-	-	126,685,885.54	-	-	126,685,885.54		
Working Fund (NCA issued to BTr)																												
Tax Remittance Advices Issued (TRA)	14,743,359.20	27,492,426.84	11,743,871.40	39,236,298.24	93,215,955.68	-	-	-	-	-	-	-	-	-	-	-	93,215,955.68	-	-	-	-	14,743,359.20	27,492,426.84	11,743,871.40	39,236,298.24	93,215,955.68		
Cash Disbursement Ceiling (CDC)*	298,883,539.59	105,947,413.61	775,407.46	4,632,747.23	410,239,107.89	190,894.35	240,213.93	-	-	431,108.28	-	-	-	-	-	431,108.28	410,670,216.17	-	-	-	-	299,074,433.94	106,187,627.54	775,407.46	4,632,747.23	410,670,216.17		
Non-Cash Availment Authority (NCAA)																												
Others (CDT, BTr Docs Stamp, etc.)																												
TOTAL	417,914,438.68	571,876,284.76	12,519,278.86	49,073,178.42	1,051,383,180.72	2,472,037.29	9,102,546.01	0.00	0.00	11,574,583.30	0.00	0.00	0.00	0.00	0.00	11,574,583.30	1,062,957,764.02	0.00	0.00	0.00	0.00	420,386,475.97	580,978,830.77	12,519,278.86	49,073,178.42	1,062,957,764.02		

* Partial (based on submitted Reports by Foreign Service Posts as of date.)

Prepared By:


 IRENE PILAR G. TECSON
 Account Examiner

Date: 28 September 2016

Certified Correct:


 DANILLO G. CABANAYAN
 Acting Chief Accountant

Date: 28 September 2016

Approved By:


 CELESTE V. BALATBAT
 Acting Assistant Secretary
 Office of Financial Management Services

Date: 28 September 2016


MONTHLY REPORT OF DISBURSEMENTS
For the Month of July 2016


Department : DEPARTMENT OF FOREIGN AFFAIRS
 Agency : Office of the Secretary
 Operating Unit :
 Organization Code (UACS) : 12 001 00 00000
 Funding Source Code (as clustered) :

PARTICULARS	CURRENT YEAR BUDGET					PRIOR YEAR'S BUDGET										SUB-TOTAL	TRUST LIABILITIES				GRAND TOTAL					Remarks		
	PS	MOOE	Fin. Exp	CO	TOTAL	PRIOR YEAR'S ACCOUNTS PAYABLE					CURRENT YEAR'S ACCOUNTS PAYABLE						TOTAL	PS	MOOE	CO	TOTAL	PS	MOOE	Fin. Exp	CO		TOTAL	
						PS	MOOE	Fin. Exp	CO**	Sub-Total	PS	MOOE	Fin. Exp	CO	Sub-Total													16=(12+13+14+15)
1	2	3	4	5	6=(2+3+4+5)	7	8	9	10	11=(7+8+9+10)	12	13	14	15	16=(12+13+14+15)	17=(11+16)	18=(6+17)	19	20	21	22=(19+20+21)	23	24	25	26	27=(23+24+25+26)	28	
Notice of Cash Allocation (NCA)																												
MDS Checks Issued	25,423,307.72	402,449,348.45	-	10,338,732.60	438,211,388.77	1,158,588.36	342,228.24	-	-	1,500,816.60	-	-	-	-	-	1,500,816.60	439,712,205.37	-	-	-	-	26,581,896.08	402,791,576.69	-	10,338,732.60	439,712,205.37		
Advice to Debit Account	69,701,687.41	214,528,092.73	-	9,097,010.85	293,326,790.99	2,001,369.20	35,434,572.07	-	-	37,435,941.27	-	-	-	-	-	37,435,941.27	330,762,732.26	-	-	-	-	71,703,056.61	249,062,664.80	-	9,097,010.85	330,762,732.26		
International Commitments Fund (ICF)	-	48,017,500.00	-	-	48,017,500.00	-	-	-	-	-	-	-	-	-	-	-	48,017,500.00	-	-	-	-	-	48,017,500.00	-	-	48,017,500.00		
Working Fund (NCA issued to BTr)																												
Tax Remittance Advices Issued (TRA)	14,221,968.94	23,165,395.95	-	-	37,387,364.89	-	-	-	-	-	-	-	-	-	-	-	37,387,364.89	-	-	-	-	14,221,968.94	23,165,395.95	-	-	37,387,364.89		
Cash Disbursement Ceiling (CDC)**	342,133,941.40	130,478,551.68	1,224,573.41	3,422,995.10	477,260,061.58	-	62,166.07	-	(1,136,978.34)	(1,074,812.27)	-	-	-	-	(1,074,812.27)	476,185,249.31	-	-	-	-	342,133,941.40	130,540,717.75	1,224,573.41	2,286,016.76	476,185,249.31			
Non-Cash Availment Authority (NCAA)	-	-	-	-	-	-	-	-	-	-	-	-	-	-	-	-	-	-	-	-	-	-	-	-	-	-		
Others (CDT, BTr Docs Stamp, etc.)	-	-	-	-	-	-	-	-	-	-	-	-	-	-	-	-	-	-	-	-	-	-	-	-	-	-		
TOTAL	451,480,905.47	818,638,888.81	1,224,573.41	22,858,738.55	1,294,203,106.23	3,159,957.56	35,838,966.38	0.00	(1,136,978.34)	37,861,945.60	0.00	0.00	0.00	0.00	0.00	37,861,945.60	1,332,065,051.83	0.00	0.00	0.00	0.00	454,640,863.03	854,477,855.19	1,224,573.41	21,721,760.21	1,332,065,051.83		

* Partial (based on submitted Reports by Foreign Service Posts as of date.)
 ** The negative disbursement for Prior Year's Capital Outlay Accounts payable is an adjustment for the overstatement in May and June 2016.
 Correct balances are as follows:

May P 414,631.15
 June 2,014,494.89

Prepared By:

IRENE PILAR G. TECSON
 Account Examiner
 Date: 23 July 2016

Certified Correct:

DANILO G. CABANAYAN
 Acting Chief Accountant
 Date: 23 July 2016

Approved By:

CELESTE V. BALATBAT
 Acting Assistant Secretary
 Office of Financial Management Services
 Date: 23 July 2016

MONTHLY REPORT OF DISBURSEMENTS
For the Month of June 2015

Department : DEPARTMENT OF FOREIGN AFFAIRS
 Agency : Office of the Secretary
 Operating Unit :
 Organization Code (UACS) : 12 001 00 00000
 Funding Source Code (as clustered) :

PARTICULARS	CURRENT YEAR BUDGET					PRIOR YEAR'S BUDGET											SUB-TOTAL	TRUST LIABILITIES				GRAND TOTAL					Remarks	
	PS	MOOE	Fin. Exp	CO	TOTAL	PRIOR YEAR'S ACCOUNTS PAYABLE					CURRENT YEAR'S ACCOUNTS PAYABLE							PS	MOOE	CO	TOTAL	PS	MOOE	Fin. Exp	CO	TOTAL		
						PS	MOOE	Fin. Exp	CO	Sub-Total	PS	MOOE	Fin. Exp	CO	Sub-Total	TOTAL												
1	2	3	4	5	6=(2+3+4+5)	7	8	9	10	11=(7+8+9+10)	12	13	14	15	16=(12+13+14+15)	17=(11+16)	18=(6+17)	19	20	21	22=(19+20+21)	23	24	25	26	27=(23+24+25+26)	28	
Notice of Cash Allocation (NCA)																												
MDS Checks Issued	36,348,237.12	85,166,133.65	-	6,221,040.00	127,735,410.77	9,858,531.72	202,863,561.20	-	-	212,722,092.92	-	-	-	-	-	212,722,092.92	340,457,503.69	-	-	-	-	46,206,768.84	288,029,694.85	-	6,221,040.00	340,457,503.69		
Advice to Debit Account	69,454,449.98	151,000,543.64	-	-	220,454,993.62	60,088.36	6,732,240.19	-	-	6,792,328.55	-	-	-	-	-	6,792,328.55	227,247,322.17	-	-	-	-	69,514,538.34	157,732,783.83	-	-	227,247,322.17		
International Commitments Fund (ICF)	-	275,801,498.98	-	-	275,801,498.98	-	-	-	-	-	-	-	-	-	-	-	275,801,498.98	-	-	-	-	-	275,801,498.98	-	-	275,801,498.98		
Working Fund (NCA issued to BTr)	-	-	-	-	-	-	-	-	-	-	-	-	-	-	-	-	-	-	-	-	-	-	-	-	-	-		
Tax Remittance Advices Issued (TRA)	20,593,728.82	4,212,652.11	-	-	24,806,380.93	-	-	-	-	-	-	-	-	-	-	-	24,806,380.93	-	-	-	-	20,593,728.82	4,212,652.11	-	-	24,806,380.93		
Cash Disbursement Ceiling (CDC)*	387,116,469.18	-	1,386,974.56	4,300,770.61	392,804,214.34	181,080.03	8,159,228.86	-	2,014,494.89	10,354,803.78	-	-	-	-	-	10,354,803.78	403,159,018.12	-	-	-	-	387,297,549.21	8,159,228.86	1,386,974.56	6,315,265.49	403,159,018.12		
Non-Cash Availment Authority (NCAA)	-	-	-	-	-	-	-	-	-	-	-	-	-	-	-	-	-	-	-	-	-	-	-	-	-	-		
Others (CDT, BTr Docs Stamp, etc.)	-	-	-	-	-	-	-	-	-	-	-	-	-	-	-	-	-	-	-	-	-	-	-	-	-	-		
TOTAL	513,512,885.10	516,180,828.38	1,386,974.56	10,521,810.61	1,041,602,498.64	10,099,700.11	217,755,030.25	0.00	2,014,494.89	229,869,225.25	0.00	0.00	0.00	0.00	0.00	229,869,225.25	1,271,471,723.89	0.00	0.00	0.00	0.00	523,612,585.21	733,935,858.63	1,386,974.56	12,536,305.49	1,271,471,723.89		

* Partial (based on submitted Reports by Foreign Service Posts as of date.)

Prepared By:


 IRENE PILAR G. TECSON
 Account Examiner

Date: 27 June 2016

Certified Correct:


 DANILO G. CABANAYAN
 Acting Chief Accountant

Date: 27 June 2016

Approved By:


 CELESTE V. BALATBAT
 Acting Assistant Secretary
 Office of Financial Management Services


Date: 27 June 2016

MONTHLY REPORT OF DISBURSEMENTS
For the Month of May 2016


Department : DEPARTMENT OF FOREIGN AFFAIRS
 Agency : Office of the Secretary
 Operating Unit :
 Organization Code (UACS) : 12 001 00 00000
 Funding Source Code (as clustered) :

PARTICULARS	CURRENT YEAR BUDGET					PRIOR YEAR'S BUDGET											SUB-TOTAL	TRUST LIABILITIES				GRAND TOTAL					Remarks	
	PS	MOOE	Fin. Exp	CO	TOTAL	PRIOR YEAR'S ACCOUNTS PAYABLE					CURRENT YEAR'S ACCOUNTS PAYABLE							PS	MOOE	CO	TOTAL	PS	MOOE	Fin. Exp	CO	TOTAL		
						PS	MOOE	Fin. Exp	CO	Sub-Total	PS	MOOE	Fin. Exp	CO	Sub-Total	TOTAL												
1	2	3	4	5	6=(2+3+4+5)	7	8	9	10	11=(7+8+9+10)	12	13	14	15	16=(12+13+14+15)	17=(11+16)	18=(6+17)	19	20	21	22=(19+20+21)	23	24	25	26	27=(23+24+25+26)	28	
Notice of Cash Allocation (NCA)																												
MDS Checks Issued	26,218,137.85	7,739,085.08	-	-	33,957,222.93	9,099,781.65	94,028.54	-	-	9,193,810.19	-	-	-	-	-	9,193,810.19	43,151,033.12	-	-	-	-	35,317,919.50	7,833,113.62	-	-	43,151,033.12		
Advice to Debit Account	137,961,427.81	41,956,616.83	-	-	179,918,044.64	39,894,972.10	29,018,976.42	-	-	68,913,948.52	-	-	-	-	-	68,913,948.52	248,831,993.16	-	-	-	-	177,856,399.91	70,975,593.25	-	-	248,831,993.16		
International Commitments Fund (ICF)	-	59,017,500.00	-	-	59,017,500.00	-	-	-	-	-	-	-	-	-	-	-	59,017,500.00	-	-	-	-	-	59,017,500.00	-	-	59,017,500.00		
Working Fund (NCA issued to BTr)																												
Tax Remittance Advices Issued (TRA)	14,550,616.96	12,128,440.30			26,679,057.26												26,679,057.26					14,550,616.96	12,128,440.30			26,679,057.26		
Cash Disbursement Ceiling (CDC)*	324,138,655.76	109,865,125.35	1,068,164.77	3,571,070.30	438,643,016.18	7,746,951.80	463,946.58	-	414,631.15	8,625,529.54	-	-	-	-	-	8,625,529.54	447,268,545.72	-	-	-	-	331,885,607.57	110,329,071.93	1,068,164.77	3,985,701.45	447,268,545.72		
Non-Cash Availment Authority (NCAA)																												
Others (CDT, BTr Docs Stamp, etc.)																												
T O T A L	502,868,838.38	230,706,767.56	1,068,164.77	3,571,070.30	738,214,841.01	56,741,705.55	29,576,951.54	0.00	414,631.15	86,733,288.25	0.00	0.00	0.00	0.00	0.00	86,733,288.25	824,948,129.26	0.00	0.00	0.00	0.00	559,610,543.94	260,283,719.10	1,068,164.77	3,985,701.45	824,948,129.26		

* Partial (based on submitted Reports by Foreign Service Posts as of date.)

Prepared By:

 DIANA MYRA G. ESON-ALOMIA
 Account Examiner, Cash Advance Unit

Date: 29 June 2016

Certified Correct:

 DANILO G. CABANAYAN
 Acting Chief Accountant

Date: 29 June 2016

Approved By:

 CELESTE V. BALATBAT
 Acting Assistant Secretary
 Office of Financial Management Services
 Date: 29 June 2016

OFFICE OF THE AUDITOR
 DEPT. OF FOREIGN AFFAIRS
RECEIVED
 By: _____
 Date: 2016-06-29
 Time: _____

MONTHLY REPORT OF DISBURSEMENTS
For the Month of April 2016

Department : DEPARTMENT OF FOREIGN AFFAIRS
 Agency : Office of the Secretary
 Operating Unit :
 Organization Code (UACS) : 12 001 00 00000
 Funding Source Code (as clustered) :

PARTICULARS	CURRENT YEAR BUDGET					PRIOR YEAR'S BUDGET											SUB-TOTAL	TRUST LIABILITIES				GRAND TOTAL					Remarks	
	PS	MOOE	Fin. Exp	CO	TOTAL	PRIOR YEAR'S ACCOUNTS PAYABLE					CURRENT YEAR'S ACCOUNTS PAYABLE							PS	MOOE	CO	TOTAL	PS	MOOE	Fin. Exp	CO	TOTAL		
						PS	MOOE	Fin. Exp	CO	Sub-Total	PS	MOOE	Fin. Exp	CO	Sub-Total	TOTAL												
1	2	3	4	5	6=(2+3+4+5)	7	8	9	10	11=(7+8+9+10)	12	13	14	15	16=(12+13+14+15)	17=(11+16)	18=(6+17)	19	20	21	22=(19+20+21)	23	24	25	26	27=(23+24+25+26)	28	
Notice of Cash Allocation (NCA)																												
MDS Checks Issued	36,118,623.36	76,917,912.13	-	-	113,036,535.49	1,310,998.44	348,164.88	-	-	1,659,163.32	-	-	-	-	-	1,659,163.32	114,695,698.81	-	-	-	-	37,429,621.80	77,266,077.01	-	-	-	114,695,698.81	
Advice to Debit Account	62,046,310.07	42,131,629.12	-	-	104,177,939.19	88,191,398.17	18,972,799.99	-	29,575.89	107,193,774.05	-	-	-	-	-	107,193,774.05	211,371,713.24	-	-	-	-	150,237,708.24	61,104,429.11	-	29,575.89	-	211,371,713.24	
International Commitments Fund (ICF)	-	-	-	-	-	-	-	-	-	-	-	-	-	-	-	-	-	-	-	-	-	-	-	-	-	-	-	
Working Fund (NCA issued to BTR)																												
Tax Remittance Advices Issued (TRA)	18,694,489.10	4,463,157.99	-	-	23,157,647.09	-	-	-	-	-	-	-	-	-	-	-	23,157,647.09	-	-	-	-	18,694,489.10	4,463,157.99	-	-	-	23,157,647.09	
Cash Disbursement Ceiling (CDC)*	356,521,299.96	137,754,165.92	848,063.39	3,193,104.50	498,316,633.78	1,302,169.87	2,830,606.79	8,756.69	81,225,540.45	85,367,073.80	-	-	-	-	-	85,367,073.80	583,683,707.59	-	-	-	-	357,823,469.84	140,584,772.71	856,820.08	84,418,644.95	583,683,707.59		
Non-Cash Availment Authority (NCAA)																												
Others (CDT, BTR Docs Stamp, etc.)																												
TOTAL	473,380,722.49	261,266,865.16	848,063.39	3,193,104.50	738,688,755.55	90,804,566.48	22,151,571.66	8,756.69	81,255,116.34	194,220,011.17	0.00	0.00	0.00	0.00	0.00	194,220,011.17	932,908,766.73	0.00	0.00	0.00	0.00	564,185,288.98	283,418,436.82	856,820.08	84,448,220.84	932,908,766.73		


* Partial (based on submitted Reports by Foreign Service Posts as of date.)


Prepared By:

 DIANA MYRA G. ESON-ALOMIA
 Account Examiner, Cash Advance Unit
 Date: 31 May 2016

Certified Correct:

 DANILLO G. CABANAYAN
 Acting Chief Accountant
 Date: 31 May 2016

Approved By:

 ORONTES V. CASTRO
 Assistant Secretary
 Office of Financial Management Services
 Date: 31 May 2016

OFFICE OF THE ASSISTANT SECRETARY
 OF FOREIGN AFFAIRS
RECEIVED
 By: 
 Date: 5-31-16
 Time:

MONTHLY REPORT OF DISBURSEMENTS
For the Month of March 2016

Department : DEPARTMENT OF FOREIGN AFFAIRS
 Agency : Office of the Secretary
 Operating Unit :
 Organization Code (UACS) : 12 001 00 00000
 Funding Source Code (as clustered) :

PARTICULARS	CURRENT YEAR BUDGET					PRIOR YEAR'S BUDGET										SUB-TOTAL	TRUST LIABILITIES				GRAND TOTAL					Remarks	
	PS	MOOE	Fin. Exp	CO	TOTAL	PRIOR YEAR'S ACCOUNTS PAYABLE					CURRENT YEAR'S ACCOUNTS PAYABLE						TOTAL	PS	MOOE	CO	TOTAL	PS	MOOE	Fin. Exp	CO		TOTAL
						PS	MOOE	Fin. Exp	CO	Sub-Total	PS	MOOE	Fin. Exp	CO	Sub-Total												
1	2	3	4	5	6=(2+3+4+5)	7	8	9	10	11=(7+8+9+10)	12	13	14	15	16=(12+13+14+15)	17=(11+16)	18=(6+17)	19	20	21	22=(19+20+21)	23	24	25	26	27=(23+24+25+26)	28
Notice of Cash Allocation (NCA)																											
MDS Checks Issued	30,973,214.96	2,449,076,978.84	-	-	2,480,050,193.80	13,806,387.51	462,212.06	-	-	14,268,599.57	-	-	-	-	-	14,268,599.57	2,494,318,793.37	-	-	-	-	44,779,602.47	2,449,539,190.90	-	-	2,494,318,793.37	
Advice to Debit Account	70,429,619.44	32,338,428.83	-	-	102,768,048.27	60,679,558.34	23,077,221.61	-	572,022.98	84,328,802.93	-	-	-	-	-	84,328,802.93	187,096,851.20	-	-	-	-	131,109,177.78	55,415,650.44	-	572,022.98	187,096,851.20	
International Commitments Fund (ICF)	-	59,017,500.00	-	-	59,017,500.00	-	-	-	-	-	-	-	-	-	-	-	59,017,500.00	-	-	-	-	-	59,017,500.00	-	-	59,017,500.00	
Working Fund (NCA issued to BTr)	-	-	-	-	-	-	-	-	-	-	-	-	-	-	-	-	-	-	-	-	-	-	-	-	-	-	
Tax Remittance Advices Issued (TRA)	11,930,781.64	4,842,056.36	-	-	16,772,838.00	-	-	-	-	-	-	-	-	-	-	16,772,838.00	-	-	-	-	-	-	-	-	-	-	
Cash Disbursement Ceiling (CDC)*	409,581,206.43	155,691,088.29	1,172,938.17	2,241,914.17	568,687,147.06	2,388,021.62	25,558,526.38	8,796.95	7,321,036.53	35,276,381.68	-	-	-	-	-	35,276,381.68	603,963,528.74	-	-	-	-	411,969,228.25	181,249,614.67	1,181,735.12	9,562,950.70	603,963,528.74	
Non-Cash Availment Authority (NCAA)	-	-	-	-	-	-	-	-	-	-	-	-	-	-	-	-	-	-	-	-	-	-	-	-	-	-	
Others (CDT, BTr Docs Stamp, etc.)	-	-	-	-	-	-	-	-	-	-	-	-	-	-	-	-	-	-	-	-	-	-	-	-	-	-	
TOTAL	522,914,822.47	2,700,966,052.32	1,172,938.17	2,241,914.17	3,227,295,727.13	76,873,967.67	49,097,960.05	8,796.95	7,893,059.51	133,873,784.18	0.00	0.00	0.00	0.00	0.00	133,873,784.18	3,361,169,511.31	0.00	0.00	0.00	0.00	599,788,790.14	2,750,064,012.37	1,181,735.12	10,134,973.68	3,361,169,511.31	
GRAND TOTAL																											

* Partial (based on submitted Reports by Foreign Service Posts as of date.)

Prepared By:

Diana Myra G. Eson-Alomia
 DIANA MYRA G. ESON-ALOMIA
 Account Examiner, Cash Advance Unit

Date: 28 April 2016

Certified Correct:

Daniilo G. Cabanayan
 DANILO G. CABANAYAN
 Acting Chief Accountant

Date: 28 April 2016

Approved By:

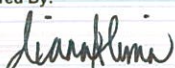
Orontes V. Castro
 ORONTES V. CASTRO
 Assistant Secretary
 Office of Financial Management Services
 Date: 28 April 2016


MONTHLY REPORT OF DISBURSEMENTS
For the Month of February 2016

Department : DEPARTMENT OF FOREIGN AFFAIRS
 Agency : Office of the Secretary
 Operating Unit :
 Organization Code (UACS) : 12 001 00 00000
 Funding Source Code (as clustered) :

PARTICULARS	CURRENT YEAR BUDGET					PRIOR YEAR'S BUDGET											SUB-TOTAL	TRUST LIABILITIES				GRAND TOTAL					Remarks	
	PS	MOOE	Fin. Exp	CO	TOTAL	PRIOR YEAR'S ACCOUNTS PAYABLE					CURRENT YEAR'S ACCOUNTS PAYABLE							PS	MOOE	CO	TOTAL	PS	MOOE	Fin. Exp	CO	TOTAL		
						PS	MOOE	Fin. Exp	CO	Sub-Total	PS	MOOE	Fin. Exp	CO	Sub-Total	TOTAL												
1	2	3	4	5	6=(2+3+4+5)	7	8	9	10	11=(7+8+9+10)	12	13	14	15	16=(12+13+14+15)	17=(11+16)	18=(6+17)	19	20	21	22=(19+20+21)	23	24	25	26	27=(23+24+25+26)	28	
Notice of Cash Allocation (NCA)																												
MDS Checks Issued	19,207,491.79	17,131,245.79	-	-	36,338,737.58	971,630.27	6,298,582.93	-	-	7,270,213.20	-	-	-	-	-	7,270,213.20	43,608,950.78	-	-	-	-	20,179,122.06	23,429,828.72	-	-	43,608,950.78		
Advice to Debit Account	53,688,322.72	12,433,227.82	-	-	66,121,550.54	24,973,647.98	68,746,457.32	-	42,787.65	93,762,892.95	-	-	-	-	-	93,762,892.95	159,884,443.49	-	-	-	-	78,661,970.70	81,179,685.14	-	42,787.65	159,884,443.49		
International Commitments Fund (ICF)	-	641,994,351.49	-	-	641,994,351.49	-	14,120,000.00	-	-	14,120,000.00	-	-	-	-	-	14,120,000.00	656,114,351.49	-	-	-	-	-	656,114,351.49	-	-	656,114,351.49		
Working Fund (NCA Issued to BTr)																												
Tax Remittance Advices Issued (TRA)	11,956,695.06	25,756,860.72	-	-	37,713,555.78	-	-	-	-	-	-	-	-	-	-	-	37,713,555.78	-	-	-	-	11,956,695.06	25,756,860.72	-	-	37,713,555.78		
Cash Disbursement Ceiling (CDC)*	427,862,530.03	122,385,368.85	746,617.94	391,983.85	551,386,500.67	2,813,547.54	33,588,397.85	44,252.88	5,286,477.03	41,732,675.31	-	-	-	-	-	41,732,675.31	593,119,175.98	-	-	-	-	430,676,077.57	155,973,766.70	790,870.82	5,678,460.88	593,119,175.98		
Non-Availability Authority (NCAA)																												
Other (UT, BTr Docs Stamp, etc.)																												
TOTAL	512,715,039.60	819,701,054.67	746,617.94	391,983.85	1,333,554,696.06	28,758,825.79	122,753,438.10	44,252.88	5,329,264.68	156,885,781.46	0.00	0.00	0.00	0.00	0.00	156,885,781.46	1,490,440,477.52	0.00	0.00	0.00	0.00	541,473,865.39	942,454,492.77	790,870.82	5,721,248.53	1,490,440,477.52		

* Partial (based on submitted Reports by Foreign Service Posts as of date.)

Prepared By:

 DIANA MYRA G. ESON-ALOMIA
 Account Examiner, Cash Advance Unit
 Date: 30 March 2016

Certified Correct:

 DANILO G. CABANAYAN
 Acting Chief Accountant
 Date: 30 March 2016

Approved By:

 CRESCENTE R. RELACION
 Assistant Secretary
 Office of Fiscal Management
 Date: 30 March 2016