

X

STATEMENT OF APPROPRIATIONS, ALLOTMENTS, OBLIGATIONS, DISBURSEMENTS AND BALANCES

As at the Quarter Ending September 30, 2019

Department: Department of Foreign Affairs (DFA)
 Agency: Office of the Secretary
 Home Office
 Operating Unit: 12 001 1300085
 Organization Code
 Fund Cluster: 01 Regular Agency Fund
 (e.g. UACS Fund Cluster: 01-Regular Agency Fund, 02-Foreign Assisted Projects Fund, 03-Special Account-Locally Funded/Domestic Grants Fund, and 04-Special Account-Foreign Assisted/Foreign Grants Fund)


Particulars	UACS CODE	Appropriations				Allotments				Current Year Obligations				Current Year Disbursements				Balances					
		Authorized	Adjusted	Adjustments	Transfer From	Transfer To	Transfer From	Adjusted Total	1st Quarter	2nd Quarter	3rd Quarter	4th Quarter	TOTAL	1st Quarter	2nd Quarter	3rd Quarter	4th Quarter	Unreleased	Unobligated	Unpaid Obligations			
		Appropriations	Appropriations	(Withdrawal, Realignment)	From	To	From	Appropriations	Ending March 31	Ending June 30	Ending Sept. 30	Ending Dec. 31	15=(11+12+13+14)	Ending March 31	Ending June 30	Ending Sept. 30	Ending Dec. 31	Appro	Allotments	(15-20)=(23-24)			
1	2	3	4	5=(3+4)	6	7	8	9	10=(6+7-8+9)	11	12	13	14	15=(11+12+13+14)	16	17	18	19	20=(16+17+18+19)	21	22	23	24
III. Special Purpose Fund		0.00	92,389,995.00	92,389,995.00	0.00	92,389,995.00	92,389,995.00	0.00	92,389,995.00	62,845,644.81	0.00	28,734,432.82	0.00	91,580,077.63	48,463,485.14	2,970,794.11	7,589,405.48	0.00	58,023,684.73	0.00	809,917.37	0.00	32,556,392.90
Pension and Gratuity Fund		0.00	92,389,995.00	92,389,995.00	0.00	92,389,995.00	92,389,995.00	0.00	92,389,995.00	62,845,644.81	0.00	28,734,432.82	0.00	91,580,077.63	48,463,485.14	2,970,794.11	7,589,405.48	0.00	58,023,684.73	0.00	809,917.37	0.00	32,556,392.90
PS		0.00	92,389,995.00	92,389,995.00	0.00	92,389,995.00	92,389,995.00	0.00	92,389,995.00	62,845,644.81	0.00	28,734,432.82	0.00	91,580,077.63	48,463,485.14	2,970,794.11	7,589,405.48	0.00	58,023,684.73	0.00	809,917.37	0.00	32,556,392.90
Sub-Total		0.00	92,389,995.00	92,389,995.00	0.00	92,389,995.00	92,389,995.00	0.00	92,389,995.00	62,845,644.81	0.00	28,734,432.82	0.00	91,580,077.63	48,463,485.14	2,970,794.11	7,589,405.48	0.00	58,023,684.73	0.00	809,917.37	0.00	32,556,392.90
PS		0.00	92,389,995.00	92,389,995.00	0.00	92,389,995.00	92,389,995.00	0.00	92,389,995.00	62,845,644.81	0.00	28,734,432.82	0.00	91,580,077.63	48,463,485.14	2,970,794.11	7,589,405.48	0.00	58,023,684.73	0.00	809,917.37	0.00	32,556,392.90
MODE		0.00	0.00	0.00	0.00	0.00	0.00	0.00	0.00	0.00	0.00	0.00	0.00	0.00	0.00	0.00	0.00	0.00	0.00	0.00	0.00	0.00	0.00
FINEX		0.00	0.00	0.00	0.00	0.00	0.00	0.00	0.00	0.00	0.00	0.00	0.00	0.00	0.00	0.00	0.00	0.00	0.00	0.00	0.00	0.00	0.00
CO		0.00	0.00	0.00	0.00	0.00	0.00	0.00	0.00	0.00	0.00	0.00	0.00	0.00	0.00	0.00	0.00	0.00	0.00	0.00	0.00	0.00	0.00
GRAND TOTAL		20,511,357,000.00	20,803,746,895.00	20,803,746,895.00	0.00	19,927,848,995.00	19,927,848,995.00	0.00	19,927,848,995.00	4,135,971,299.80	10,438,961,581.61	2,423,564,991.03	0.00	16,997,597,842.24	2,453,305,588.40	3,216,440,899.38	2,529,453,066.05	0.00	8,206,200,473.61	675,900,304.00	2,930,248,346.76	0.00	8,806,569,942.53
PS		8,278,219,000.00	8,370,708,995.00	8,370,708,995.00	0.00	7,849,795,012.00	7,849,795,012.00	0.00	7,849,795,012.00	1,860,970,313.01	4,654,897,028.70	748,033,117.03	0.00	7,245,900,459.74	1,388,742,715.56	1,577,621,152.31	1,195,562,607.77	0.00	4,161,926,475.64	520,915,883.00	606,392,552.26	0.00	3,090,636,558.20
MODE		11,158,215,000.00	11,158,215,000.00	11,158,215,000.00	0.00	11,058,358,679.00	11,058,358,679.00	0.00	11,058,358,679.00	2,268,643,656.28	5,745,406,076.87	1,010,709,231.78	0.00	9,024,758,965.85	1,062,803,893.84	1,620,278,588.02	1,305,820,719.15	0.00	3,989,003,291.81	98,856,321.00	2,011,599,715.07	0.00	5,055,755,672.32
FINEX		22,286,000.00	44,386,000.00	44,386,000.00	0.00	21,381,000.00	21,381,000.00	0.00	21,381,000.00	5,457,330.31	13,725,596.56	10,510,609.29	0.00	29,493,536.16	2,659,869.00	3,086,020.74	1,524,642.33	0.00	7,270,532.27	505,000.00	14,387,465.84	0.00	22,233,003.89
CO		1,052,437,000.00	1,052,437,000.00	1,052,437,000.00	0.00	997,814,000.00	997,814,000.00	0.00	997,814,000.00	0.00	44,932,879.48	654,512,002.35	0.00	699,444,882.41	0.00	15,455,047.69	26,545,126.60	0.00	42,000,174.39	54,623,000.00	298,389,117.59	0.00	857,444,708.12


Recalculation by OO:


This report was generated using the Unified Reporting System on 30/10/2019 05:10 version: FAR1.1.4

Certified Correct:

 MARY JOY B. RAMIREZ
 Budget Director

Certified Correct:

 MELISSA F. MACARAIG
 Chief Accountant

Recommending Approval:

 MYLA GRACE RAGENIA MACAHILIG
 Acting Assistant Secretary

Approved By:
 For the Secretary of Foreign Affairs:

 J. EDUARDO E. MALAYA
 Undersecretary for Administration

STATEMENT OF APPROPRIATIONS, ALLOTMENTS, OBLIGATIONS, DISBURSEMENTS AND BALANCES
As at the Quarter Ending September 30, 2019

Department: Department of Foreign Affairs (DFA)
Agency: Office of the Secretary
Operating Unit: Home Office
Organization Code: 12 001 1300085
Fund Cluster: 01 Regular Agency Fund
(e.g. UAACS Fund Cluster: 01-Regular Agency Fund, 02-Foreign Assisted Projects Fund, 03-Special Account-Locally Funded/Domestic Grants Fund, and 04-Special Account-Foreign Assisted/Foreign Grants Fund)

X

Particulars	UAACS CODE	Appropriations				Allotments				Current Year Obligations				Current Year Disbursements				Balances					
		Authorized Appropriations	Adjusted Appropriations	Adjustments (Transfer From/To, Realignment)	Adjustments (Withdrawal, Realignment)	Transfer To	Transfer From	Adjusted Total Allotments	1st Quarter Ending March 31	2nd Quarter Ending June 30	3rd Quarter Ending Sept. 30	4th Quarter Ending Dec. 31	TOTAL	15=(11+12+13+14)	1st Quarter Ending March 31	2nd Quarter Ending June 30	3rd Quarter Ending Sept. 30	4th Quarter Ending Dec. 31	TOTAL	20=(16+17+18+19)	Unreleased Appro	Unobligated Allotments	Unpaid Obligations (15-20)=(23-24) Net Yet Due and Demandable
		3	4	5=(3+4)	6	7	8	9	10=(6+7)+9+9	11	12	13	14	15=(11+12+13+14)	16	17	18	19	20=(16+17+18+19)	21=(5-10)	22=(10-15)	23	24
L Continuing Appropriations		1,665,911,792.81	0	1,665,911,792.81	1,666,074,362.81	0	0	1,666,074,362.81	52,927,857.59	13,647,024.29	33,197,850.20	0	99,772,712.08	3,713,412.60	4,278,397.87	668,889.62	0	8,660,700.09	-162,570.00	1,566,301,650.73	0	91,112,011.99	0
General Administration and Support	1000000000000000	281,644,680.13	0	281,644,680.13	281,807,250.13	0	0	281,807,250.13	33,198,336.67	5,351,503.72	31,538,327.63	0	70,088,168.02	3,657,048.45	4,278,397.87	128,976.53	0	8,064,422.85	-162,570.00	211,719,082.11	0	62,023,745.17	0
General management and supervision	1000001000000000	281,644,680.13	0	281,644,680.13	281,807,250.13	0	0	281,807,250.13	33,198,336.67	5,351,503.72	31,538,327.63	0	70,088,168.02	3,657,048.45	4,278,397.87	128,976.53	0	8,064,422.85	-162,570.00	211,719,082.11	0	62,023,745.17	0
MODE		177,659,314.44	0	177,659,314.44	177,802,384.44	0	0	177,802,384.44	10,126,354.12	4,834,448.72	120,891.92	0	15,082,174.76	3,657,048.45	4,278,397.87	128,976.53	0	8,064,422.85	-162,570.00	162,720,209.68	0	7,017,751.91	0
FINEX		60,848.85	0	60,848.85	60,848.85	0	0	60,848.85	0	0	0	0	0	0	0	0	0	0	0	60,848.85	0	0	0
CO		103,944,016.84	0	103,944,016.84	103,944,016.84	0	0	103,944,016.84	23,071,502.35	517,055.00	31,417,435.71	0	55,005,993.26	0	0	0	0	0	0	48,939,023.58	0	55,005,993.26	0
Support to general administration and support		281,644,680.13	0	281,644,680.13	281,807,250.13	0	0	281,807,250.13	33,198,336.67	5,351,503.72	31,538,327.63	0	70,088,168.02	3,657,048.45	4,278,397.87	128,976.53	0	8,064,422.85	-162,570.00	211,719,082.11	0	62,023,745.17	0
PS		0	0	0	0	0	0	0	0	0	0	0	0	0	0	0	0	0	0	0	0	0	0
MODE		177,659,314.44	0	177,659,314.44	177,802,384.44	0	0	177,802,384.44	10,126,354.12	4,834,448.72	120,891.92	0	15,082,174.76	3,657,048.45	4,278,397.87	128,976.53	0	8,064,422.85	-162,570.00	162,720,209.68	0	7,017,751.91	0
FINEX (if Applicable)		60,848.85	0	60,848.85	60,848.85	0	0	60,848.85	0	0	0	0	0	0	0	0	0	0	0	60,848.85	0	0	0
CO		103,944,016.84	0	103,944,016.84	103,944,016.84	0	0	103,944,016.84	23,071,502.35	517,055.00	31,417,435.71	0	55,005,993.26	0	0	0	0	0	0	48,939,023.58	0	55,005,993.26	0
Support to Operations	2000000000000000	565,760,816.79	0	565,760,816.79	565,760,816.79	0	0	565,760,816.79	0	9,900.00	0	0	9,900.00	0	0	0	0	0	0	565,750,916.79	0	9,900.00	0
Legal Services	2000001000000000	46,897.58	0	46,897.58	46,897.58	0	0	46,897.58	0	9,900.00	0	0	9,900.00	0	0	0	0	0	0	46,897.58	0	9,900.00	0
MODE		46,897.58	0	46,897.58	46,897.58	0	0	46,897.58	0	9,900.00	0	0	9,900.00	0	0	0	0	0	0	46,897.58	0	9,900.00	0
COOPERATION, integration, planning and monitoring of foreign policy	2000001000000000	1,408,919.21	0	1,408,919.21	1,408,919.21	0	0	1,408,919.21	0	9,900.00	0	0	9,900.00	0	0	0	0	0	0	1,399,019.21	0	9,900.00	0
MODE		1,408,919.21	0	1,408,919.21	1,408,919.21	0	0	1,408,919.21	0	9,900.00	0	0	9,900.00	0	0	0	0	0	0	1,399,019.21	0	9,900.00	0
Locally-Funded Projects	2000002000000000	564,305,000.00	0	564,305,000.00	564,305,000.00	0	0	564,305,000.00	0	9,900.00	0	0	9,900.00	0	0	0	0	0	0	564,305,000.00	0	9,900.00	0
MODE		564,305,000.00	0	564,305,000.00	564,305,000.00	0	0	564,305,000.00	0	9,900.00	0	0	9,900.00	0	0	0	0	0	0	564,305,000.00	0	9,900.00	0
CO		564,305,000.00	0	564,305,000.00	564,305,000.00	0	0	564,305,000.00	0	9,900.00	0	0	9,900.00	0	0	0	0	0	0	564,305,000.00	0	9,900.00	0
Sub-Total, Support to Operations		565,760,816.79	0	565,760,816.79	565,760,816.79	0	0	565,760,816.79	0	9,900.00	0	0	9,900.00	0	0	0	0	0	0	565,750,916.79	0	9,900.00	0
PS		0	0	0	0	0	0	0	0	9,900.00	0	0	9,900.00	0	0	0	0	0	0	1,445,916.79	0	9,900.00	0
MODE		1,455,816.79	0	1,455,816.79	1,455,816.79	0	0	1,455,816.79	0	9,900.00	0	0	9,900.00	0	0	0	0	0	0	1,445,916.79	0	9,900.00	0
FINEX (if Applicable)		0	0	0	0	0	0	0	0	0	0	0	0	0	0	0	0	0	0	0	0	0	0
CO		564,305,000.00	0	564,305,000.00	564,305,000.00	0	0	564,305,000.00	0	9,900.00	0	0	9,900.00	0	0	0	0	0	0	564,305,000.00	0	9,900.00	0
Operations	3000000000000000	818,506,295.89	0	818,506,295.89	818,506,295.89	0	0	818,506,295.89	19,729,500.92	8,285,620.57	1,659,522.57	0	29,674,844.06	56,364.15	0	0	0	0	0	788,831,651.83	0	29,674,844.06	0
COOPERATION, integration, planning and monitoring of foreign policy		660,078,076.33	0	660,078,076.33	660,078,076.33	0	0	660,078,076.33	11,113,665.31	564,020.57	1,04,342.57	0	12,792,028.45	56,364.15	0	0	0	0	0	647,296,047.88	0	12,792,028.45	0
MODE		660,078,076.33	0	660,078,076.33	660,078,076.33	0	0	660,078,076.33	11,113,665.31	564,020.57	1,04,342.57	0	12,792,028.45	56,364.15	0	0	0	0	0	647,296,047.88	0	12,792,028.45	0
DIPLOMACY PROGRAM		586,665,568.65	0	586,665,568.65	586,665,568.65	0	0	586,665,568.65	9,210,825.31	0	1,04,342.57	0	10,315,167.88	56,364.15	0	0	0	0	0	576,350,400.77	0	10,315,167.88	0
MODE		586,665,568.65	0	586,665,568.65	586,665,568.65	0	0	586,665,568.65	9,210,825.31	0	1,04,342.57	0	10,315,167.88	56,364.15	0	0	0	0	0	576,350,400.77	0	10,315,167.88	0
COOPERATION, integration, planning and monitoring of foreign policy		3,906,836.00	0	3,906,836.00	3,906,836.00	0	0	3,906,836.00	0	0	0	0	0	0	0	0	0	0	0	3,906,836.00	0	0	0
MODE		3,906,836.00	0	3,906,836.00	3,906,836.00	0	0	3,906,836.00	0	0	0	0	0	0	0	0	0	0	0	3,906,836.00	0	0	0
CO		73,412,507.68	0	73,412,507.68	73,412,507.68	0	0	73,412,507.68	1,902,840.00	564,020.57	0	0	2,466,860.57	0	0	0	0	0	0	70,945,647.11	0	2,466,860.57	0
Operations in accordance with foreign policy objectives		67,245,911.17	0	67,245,911.17	67,245,911.17	0	0	67,245,911.17	1,902,840.00	564,020.57	0	0	2,466,860.57	0	0	0	0	0	0	64,779,050.60	0	2,466,860.57	0
MODE		2,145,785.94	0	2,145,785.94	2,145,785.94	0	0	2,145,785.94	0	0	0	0	0	0	0	0	0	0	0	2,145,785.94	0	0	0
FINEX		4,020,810.57	0	4,020,810.57	4,020,810.57	0	0	4,020,810.57	0	0	0	0	0	0	0	0	0	0	0	4,020,810.57	0	0	0
CO		158,428,219.56	0	158,428,219.56	158,428,219.56	0	0	158,428,219.56	8,615,835.61	7,721,600.00	555,180.00	0	16,892,615.61	0	0	0	0	0	0	141,555,603.95	0	16,892,615.61	0
OVERSEAS FILIPINOS PROTECTED AND UNPAID, and consular services improved		158,428,219.56	0	158,428,219.56	158,428,219.56	0	0	158,428,219.56	8,615,835.61	7,721,600.00	555,180.00	0	16,892,615.61	0	0	0	0	0	0	141,555,603.95	0	16,892,615.61	0
MODE		158,428,219.56	0	158,428,219.56	158,428,219.56	0	0	158,428,219.56	8,615,835.61	7,721,600.00	555,180.00	0	16,892,615.61	0	0	0	0	0	0	141,555,603.95	0	16,892,615.61	0
CONSULAR ATN PROGRAM		143,448,702.68	0	143,448,702.68	143,448,702.68	0	0	143,448,702.68	0	7,721,600.00	399,000.00	0	8,120,600.00	0	0	0	0	0	0	135,328,102.68	0	8,120,600.00	0
PROVISION OF consular services including issuance of passports, visas and other consular documents		101,462,026.18	0	101,462,026.18	101,462,026.18	0	0	101,462,026.18	0	4,321,600.00	399,000.00	0	4,720,600.00	0	0	0	0	0	0	96,741,426.18	0	4,720,600.00	0
MODE		100,000.00	0	100,000.00	100,000.00	0	0	100,000.00	0	0	0	0	0	0	0	0	0	0	0	100,000.00	0	0	0
CO		41,886,676.50	0	41,886,676.50	41,886,676.50	0	0	41,886,676.50	0	3,400													