

STATEMENT OF APPROPRIATIONS, ALLOTMENTS, OBLIGATIONS, DISBURSEMENTS AND BALANCES

As at the Quarter Ending December 31, 2019


Department : Department of Foreign Affairs (DFA)
 Agency : Office of the Secretary
 Operating Unit : Home Office


Organization Code : 12 001 1300085
 Fund Cluster : 01-Regular Agency Fund
 (e.g. Regular Agency Fund, 01-Regular Agency Fund, 02-Foreign Assisted Projects Fund, 03-Special Account-Locally Funded/Domestic Grants Fund, and 04-Special Account-Foreign Assisted/Foreign Grants Fund)


Particulars	UACS CODE	Appropriations		Allotments		Obligations				Disbursements				Balances							
		Authorized Appropriations	Adjustments (Transfer)	Adjusted Appropriations	Adjustments (Reductions)	Transfer To	Transfer From	Adjusted Allotments	1st Quarter Ending	2nd Quarter Ending	3rd Quarter Ending	4th Quarter Ending	TOTAL	Unreleased Appropriations	Unobligated Allotments	Unpaid Obligations Due	Not Yet Due and				
SUMMARY	1	20,347,047,000.00	0.00	20,347,047,000.00	0.00	20,095,531,818.00	0.00	4,037,556,122.99	10,394,999,774.57	2,352,340,296.08	1,800,676,561.59	18,585,572,755.13	2,402,531,060.33	3,211,553,801.14	2,493,447,138.99	4,745,834,968.94	12,853,366,959.40	231,515,182.00	1,509,959,062.87	0.00	5,732,205,795.73
A.AGENCY SPECIFIC BUDGET		20,347,047,000.00	0.00	20,347,047,000.00	0.00	20,095,531,818.00	0.00	4,037,556,122.99	10,394,999,774.57	2,352,340,296.08	1,800,676,561.59	18,585,572,755.13	2,402,531,060.33	3,211,553,801.14	2,493,447,138.99	4,745,834,968.94	12,853,366,959.40	231,515,182.00	1,509,959,062.87	0.00	5,732,205,795.73
Personnel Services	50101000	8,114,009,000.00	77,827,084.00	8,191,836,084.00	7,938,046,139.00	77,827,084.00	0.00	1,763,455,136.29	4,590,935,222.66	676,808,452.09	809,622,624.87	8,009,821,435.91	1,337,000,423.00	1,572,734,144.08	1,159,543,779.49	2,459,876,033.42	6,529,154,379.99	175,962,861.00	6,051,787,09	0.00	1,480,667,055.92
Salaries and Wages	50101010	2,080,861,000.00	95,973,455.18	2,176,834,455.18	2,080,861,000.00	95,973,455.18	0.00	459,762,807.93	829,660,692.97	389,485,769.18	301,238,024.90	1,380,147,294.98	401,785,949.00	471,008,798.12	443,659,702.90	479,300,291.05	1,795,754,741.07	0.00	4,740,249,84	0.00	184,392,553.91
Basic Salary - Civilian	50101010	1,369,208,000.00	12,283,101.75	1,381,491,101.75	1,369,208,000.00	12,283,101.75	0.00	314,471,648.52	413,666,947.36	381,879,470.52	271,443,035.35	1,381,491,101.75	313,570,046.00	375,676,240.77	372,635,191.81	319,608,623.17	1,381,491,101.75	0.00	4,740,249,84	0.00	184,392,553.91
Salaries and Wages - Casual/Contractual	50101020	711,653,000.00	108,256,556.93	819,909,556.93	711,653,000.00	108,256,556.93	0.00	145,291,159.41	415,963,745.61	7,606,298.66	29,794,989.55	598,656,193.23	88,215,903.00	95,332,557.35	71,023,511.09	159,691,667.88	414,263,639.32	0.00	4,740,249,84	0.00	184,392,553.91
Other Compensation	50102000	5,434,817,000.00	279,556,387.05	5,714,373,387.05	5,434,817,000.00	279,556,387.05	0.00	1,267,203,626.12	3,700,319,902.49	167,676,936.33	578,247,766.61	5,713,448,290.55	910,849,963.00	1,061,845,390.74	699,461,512.58	1,818,398,849.0	4,490,555,715.40	0.00	925,086.50	0.00	1,222,892,575.15
PERA - Civilian	50102070	32,832,000.00	10,106,272.30	42,938,272.30	32,832,000.00	10,106,272.30	0.00	5,286,456.62	5,939,543.55	6,473,181.90	5,026,545.83	22,725,727.70	5,198,000.00	5,921,272.72	5,981,727.30	5,624,727.68	22,725,727.70	0.00	0.00	0.00	0.00
Representation Allowance (RA)	50102020	13,458,000.00	4,379,125.00	17,837,125.00	13,458,000.00	4,379,125.00	0.00	946,625.00	4,068,625.00	2,336,125.00	1,127,500.00	9,078,875.00	946,625.00	2,026,000.00	3,019,375.00	3,086,875.00	9,078,875.00	0.00	0.00	0.00	0.00
Transportation Allowance (TA)	50102030	12,966,000.00	6,519,045.38	19,485,045.38	12,966,000.00	6,519,045.38	0.00	674,625.00	2,889,125.00	2,071,704.60	771,500.00	6,346,954.62	674,625.00	1,376,000.00	2,058,954.60	2,099,397.80	6,208,977.40	0.00	0.00	0.00	137,977.22
Grocery/Lifeform Allowance - Magma	50102040	8,208,000.00	12,246,988.41	20,454,988.41	8,208,000.00	12,246,988.41	0.00	0.00	5,564,284.97	236,971.85	5,961,071.59	159,734.77	0.00	5,494,126.04	36,561.65	94,717.83	5,625,205.32	0.00	0.00	0.00	333,806.07
Subsistence Allowance - Magma	50102050	0.00	21,000.00	21,000.00	0.00	21,000.00	0.00	0.00	2,000.00	0.00	9,550.00	0.00	0.00	0.00	5,200.00	14,750.00	6,250.00	0.00	0.00	0.00	6,250.00
Laundry Allowance - Magma	50102060	0.00	2,849.95	2,849.95	0.00	2,849.95	0.00	0.00	838.63	709.07	1,302.25	0.00	0.00	0.00	1,302.25	0.00	1,302.25	0.00	0.00	0.00	1,302.25
Overseas Allowance - Civilian	50102090	5,117,527,000.00	150,008,614.35	5,267,535,614.35	5,117,527,000.00	150,008,614.35	0.00	1,252,859,545.73	3,548,954,871.56	133,266,155.80	332,455,041.26	5,267,535,614.35	901,969,462.00	917,665,339.38	672,716,280.53	1,552,894,656.3	4,045,245,738.22	0.00	0.00	0.00	1,222,289,876.13
HP - Magma Car's Benefits for	50102110	0.00	129,871.58	129,871.58	0.00	129,871.58	0.00	0.00	33,778.52	36,910.50	59,182.13	129,871.58	0.00	8,173,278.60	15,606,703.00	59,182.14	96,092.64	0.00	0.00	0.00	33,778.94
Overtime Pay	50102130	0.00	47,220,933.18	47,220,933.18	0.00	47,220,933.18	0.00	7,456,373.77	10,729,182.32	22,586,427.70	6,686,829.38	47,220,933.17	2,061,251.00	8,173,278.60	15,606,703.00	21,379,700.57	47,220,933.17	0.00	0.00	0.00	46,622.62
Night Shift Differential Pay	50102130	0.00	46,622.62	46,622.62	0.00	46,622.62	0.00	0.00	22,818.71	23,803.91	0.00	46,622.62	0.00	0.00	0.00	0.00	46,622.62	0.00	0.00	0.00	46,622.62
Bonus - Civilian	50102140	114,098,000.00	15,401,176.99	129,499,176.99	114,098,000.00	15,401,176.99	0.00	0.00	0.00	0.00	129,499,177.00	12,831,000.00	0.00	0.00	0.00	129,499,177.00	12,831,000.00	0.00	0.00	0.00	0.00
Cash Gift - Civilian	50102150	10,815,000.00	0.00	10,815,000.00	10,815,000.00	0.00	0.00	0.00	0.00	0.00	0.00	12,831,000.00	0.00	0.00	0.00	12,831,000.00	0.00	0.00	0.00	0.00	0.00
Collective Negotiation	50102990	0.00	77,827,084.00	77,827,084.00	0.00	77,827,084.00	0.00	0.00	0.00	0.00	76,901,987.50	0.00	0.00	0.00	0.00	76,901,987.50	0.00	0.00	0.00	0.00	0.00
Productivity Enhancement	50102990	10,815,000.00	0.00	10,815,000.00	10,815,000.00	0.00	0.00	0.00	0.00	0.00	10,815,000.00	0.00	0.00	0.00	0.00	10,815,000.00	0.00	0.00	0.00	0.00	0.00
Performance Based Bonus -	50102990	40,716.47	0.00	40,716.47	0.00	40,716.47	0.00	0.00	0.00	0.00	40,716.47	0.00	0.00	0.00	0.00	40,716.47	0.00	0.00	0.00	0.00	0.00
MICA-Bonus - Civilian	50102990	114,098,000.00	10,192,949.00	124,290,949.00	114,098,000.00	10,192,949.00	0.00	0.00	122,110,584.00	317,665.00	1,862,700.00	124,290,949.00	0.00	0.00	0.00	124,290,949.00	0.00	0.00	0.00	0.00	0.00
Personal Benefit	50103000	15,599,000.00	1,599,598.64	17,198,598.64	15,599,000.00	1,599,598.64	0.00	3,756,404.78	4,380,118.39	4,215,077.89	1,461,359.55	13,512,960.61	1,890,884.00	1,158,560.07	1,426,951.99	4,900,441.26	9,376,637.22	0.00	388,440.75	0.00	4,356,332.29
PA-BIG - Civilian	50103000	2,595,000.00	187,055.87	2,782,055.87	2,595,000.00	187,055.87	0.00	664,700.00	698,600.00	701,900.00	2,474,000.00	2,312,600.00	351,980.00	261,000.00	2,569,000.00	642,700.00	1,465,280.00	0.00	95,344.13	0.00	849,520.00
PhilHealth - Civilian	50103030	10,409,000.00	9,064,027.77	19,473,027.77	10,409,000.00	9,064,027.77	0.00	2,623,604.78	2,802,118.39	2,802,118.39	9,211,860.61	1,211,364.00	1,211,364.00	926,660.07	955,251.99	6,473,217.32	2,738,643.29	0.00	2,917,056.62	0.00	2,738,643.29
EIP - Civilian	50103040	2,595,000.00	0.00	2,595,000.00	2,595,000.00	0.00	0.00	488,100.00	690,200.00	690,200.00	2,595,000.00	0.00	0.00	0.00	0.00	2,595,000.00	0.00	0.00	0.00	0.00	0.00
Other Personnel Benefits	50104000	582,732,000.00	104,356,249.2	687,088,249.2	582,732,000.00	104,356,249.2	0.00	32,732,297.46	56,574,508.81	115,430,609.69	97,675,473.81	302,412,889.77	22,473,627.00	38,721,595.15	14,995,612.02	157,276,452.03	233,467,286.20	0.00	68,945,603.57	0.00	68,945,603.57
Retirement Gratuity - Civilian	50104020	141,808,000.00	0.00	141,808,000.00	0.00	141,808,000.00	0.00	0.00	0.00	0.00	0.00	0.00	0.00	0.00	0.00	0.00	0.00	0.00	0.00	0.00	0.00
Terminal Leave Benefits -	50104030	166,272,000.00	26,518,701.14	192,790,701.14	166,272,000.00	26,518,701.14	0.00	0.00	0.00	58,389,013.44	47,209,424.42	105,598,437.86	0.00	0.00	0.00	52,622,664.02	34,154,861.00	0.00	0.00	0.00	52,975,773.84
Lump-sum for Personnel	50104990	271,225,000.00	0.00	271,225,000.00	271,225,000.00	0.00	0.00	32,732,297.46	56,574,508.81	89,306,806.27	0.00	0.00	0.00	0.00	0.00	0.00	0.00	0.00	0.00	0.00	0.00
Lump-sum for Step Increments	50104990	3,427,000.00	0.00	3,427,000.00	3,427,000.00	0.00	0.00	0.00	0.00	0.00	0.00	0.00	0.00	0.00	0.00	0.00	0.00	0.00	0.00	0.00	0.00
Loyalty Award - Civilian	50104990	0.00	3,017,000.00	3,017,000.00	0.00	3,017,000.00	0.00	0.00	0.00	0.00	0.00	3,017,000.00	0.00	0.00	0.00	234,767.00	234,767.00	0.00	0.00	0.00	2,282,233.00
Other Personnel Benefits	50104990	193,797,451.91	0.00	193,797,451.91	193,797,451.91	0.00	0.00	0.00	0.00	0.00	0.00	0.00	0.00	0.00	0.00	0.00	0.00	0.00	0.00	0.00	0.00
Maintenance and Other Operating Expenses	50201000	11,158,215,000.00	99,827,084.00	11,058,387,916.00	11,089,167,679.00	99,827,084.00	0.00	10,989,340,595.00	2,288,643,656.29	5,745,406,075.87	1,010,709,231.77	702,951,136.25	9,727,710,100.18	1,062,870,769.33	1,620,278,588.63	1,305,833,590.37	2,082,453,099.81	6,071,436,038			


Particulars	UACS CODE	Appropriations				Allotments				Obligations				Disbursements				Balances						
		Authorized	Transfer	Adjusted	Allocments	Adjustments	Transfer	Adjusted	1st Quarter	2nd Quarter	3rd Quarter	4th Quarter	TOTAL	1st Quarter	2nd Quarter	3rd Quarter	4th Quarter	TOTAL	Unreleased	Unobligated				
1	2	3	4	5=(3+4)	6	7	8	9	10=(8+9)	11	12	13	14	15=(11+12+13+14)	16	17	18	19	20=(16+17+18+19)	21=(15-10)	22=(10-15)	23	24	
Mobile	50208020	58,311,000.00	(13,165,642.43)	45,145,357.57	57,758,000.00	(13,165,642.43)	0.00	0.00	44,979,357.57	7,823,804.72	23,612,847.20	3,137,024.41	(2,224,264.72)	32,349,411.61	1,828,143.00	3,491,350.16	2,663,567.24	4,964,666.28	12,947,727.18	553,000.00	12,242,965.96	0.00	19,501,684.43	
Landline	50205020	51,312,000.00	(2,960,036.86)	48,351,963.14	49,075,000.00	(2,960,036.86)	0.00	0.00	46,111,926.28	10,151,522.17	31,747,795.33	4,180,533.76	(2,830,299.38)	43,249,601.68	2,620,996.00	5,218,093.12	3,727,858.17	6,673,120.19	18,240,067.48	2,237,000.00	2,865,361.46	0.00	25,009,524.20	
Internet Subscription Expenses	50205030	51,155,000.00	236,957.30	51,391,957.30	49,139,000.00	236,957.30	0.00	0.00	49,375,957.30	8,755,621.24	34,203,729.14	2,689,589.34	(2,590,963.76)	48,239,903.48	3,723,850.00	5,657,353.69	6,516,730.98	6,707,661.08	25,215,795.75	2,016,000.00	1,136,053.82	0.00	23,024,107.73	
Cable, Satellite, Teletext and Radio Expenses	50205040	22,996,000.00	(15,295,394.95)	7,700,605.05	22,691,000.00	(15,295,394.95)	0.00	0.00	7,395,605.05	2,167,048.02	7,043,546.99	(2,542,251.43)	(6,777,561.29)	449,947.00	0.00	579,882.66	600,749.53	970,525.38	2,301,004.57	305,000.00	618,043.76	0.00	4,476,556.72	
Confidential, Intelligence and Extraordinary and Professional Services	50210000	50,000,000.00	730,000.00	50,730,000.00	50,000,000.00	730,000.00	0.00	0.00	50,000,000.00	313,000.00	17,250,000.00	6,822,000.00	(26,750,000.00)	50,000,000.00	0.00	740,000.00	594,000.00	6,000,000.00	6,000,000.00	6,000,000.00	0.00	556,000.00	0.00	44,405,000.00
Legal Services	50211070	215,962,000.00	(11,006,108.40)	204,955,891.60	215,317,000.00	(11,006,108.40)	0.00	0.00	204,310,891.60	29,988,582.15	36,449,423.96	71,361,476.27	(65,025,251.14)	202,824,739.52	21,280.00	6,055,273.87	5,668,25	32,993,694.53	39,070,248.40	645,000.00	1,486,152.08	0.00	163,754,491.12	
Adding Services	50211020	1,743,000.00	(602,000.00)	1,141,000.00	1,743,000.00	(602,000.00)	0.00	0.00	1,141,000.00	122,777.50	5,666.25	(22,501.75)	510,865.25	616,807.25	27,080.00	5,668.25	32,511.52	142,626.88	180,540.65	0.00	524,192.75	0.00	456,266.60	
ICT Consultancy Services	50211030	14,744,000.00	(11,613,406.88)	3,130,593.12	14,744,000.00	(11,613,406.88)	0.00	0.00	3,130,593.12	1,697,000.00	1,421,600.00	(668,374.00)	431,879.10	2,882,105.10	0.00	91,480.20	87,747.29	36,568.16	242,875.65	0.00	248,488.02	0.00	2,639,229.45	
Consultancy Services	50211030	41,787,000.00	(20,284,655.58)	21,502,344.42	41,465,000.00	(20,284,655.58)	0.00	0.00	21,190,344.42	2,370,691.84	1,125,273.22	2,100,102.57	(12,931,332.02)	18,527,399.65	132,962.00	362,572.05	2,066,132.25	2,468,416.45	5,030,073.75	322,000.00	2,652,944.77	0.00	13,497,325.90	
Other Professional Services	50211990	187,873,000.00	(9,725,037.78)	178,147,962.22	186,426,000.00	(9,725,037.78)	0.00	0.00	176,700,924.44	13,890,326.43	55,772,989.43	40,745,973.73	(48,484,347.44)	158,893,637.03	8,054,374.00	23,663,701.54	23,014,474.12	45,299,183.30	100,031,732.96	1,447,000.00	17,807,325.19	0.00	58,881,904.07	
General Services	50212000	444,606,000.00	21,475,762.49	466,081,762.49	422,898,000.00	21,475,762.49	0.00	0.00	444,373,762.49	57,831,229.61	170,692,524.56	78,743,422.88	(120,091,932.73)	427,559,109.78	36,791,754.00	75,339,131.34	70,252,367.82	125,387,627.22	307,813,980.38	21,708,000.00	1,191,545,229.40	0.00	1,191,545,229.40	
Environmental Sanitary Services	50212010	14,211,000.00	(5,699,341.53)	8,511,658.47	14,080,000.00	(5,699,341.53)	0.00	0.00	8,380,658.47	2,364,559.00	3,644,177.52	(2,323,563.20)	(2,175,526.12)	7,951,699.44	198,493.00	384,381.72	5,103,446.45	45,829,789.30	75,401,054.52	4,795,000.00	4,616,142.91	0.00	37,803,899.59	
Janitorial Services	50212020	116,341,000.00	6,275,097.02	122,616,097.02	111,546,000.00	6,275,097.02	0.00	0.00	117,821,697.02	9,992,774.02	47,419,328.74	8,924,441.58	(46,868,409.77)	113,204,924.11	3,388,265.00	18,625,785.22	7,557,214.50	5,559,296.38	175,303,060.62	16,448,000.00	6,891,392.28	0.00	49,878,872.30	
Security Services	50212030	237,216,000.00	11,005,330.21	248,221,330.21	221,068,000.00	11,005,330.21	0.00	0.00	232,073,330.21	32,416,743.13	78,949,644.20	64,278,407.91	(49,536,637.68)	225,181,922.92	3,962,969.00	45,210,195.75	5,570,099.48	52,559,296.38	1,517,156.40	2,348,058.70	54,000.00	1,210,000.00	0.00	3,589,764.06
Other General Services - ICT	50212990	10,866,000.00	(3,558,554.05)	7,307,445.95	10,812,000.00	(3,558,554.05)	0.00	0.00	7,247,822.76	1,609,486.44	1,609,486.44	(104,063.83)	(639,620.95)	5,937,822.76	189,701.00	210,973.15	450,328.13	1,517,156.40	49,909,950.45	580,000.00	3,889,153.48	0.00	23,172,750.10	
Other General Services	50213000	65,972,000.00	(23,337,332.90)	42,634,667.10	65,972,000.00	(23,337,332.90)	0.00	0.00	42,634,667.10	33,790,576.21	83,645,726.56	75,228,994.21	(1,824,878.88)	194,489,915.56	5,147,192.00	11,746,996.46	8,289,439.51	32,101,627.00	57,284,655.06	979,000.00	32,063,851.54	0.00	137,205,160.50	
Repairs and Maintenance	50213040	148,593,000.00	(9,626,758.95)	138,966,241.05	148,312,000.00	(9,626,758.95)	0.00	0.00	138,685,241.05	12,925,884.41	27,821,984.64	74,217,314.52	(1,883,582.70)	118,848,939.27	2,361,494.00	6,687,800.53	4,383,719.91	22,915,252.04	36,348,266.48	281,000.00	569,271.00	0.00	3,575,998.78	
Buildings	50213040	11,121,717.02	(1,068,491.25)	10,053,225.77	11,121,717.02	(1,068,491.25)	0.00	0.00	11,121,717.02	2,627,000.00	9,129,984.44	(450,770.25)	(5,489,553.33)	10,521,717.02	22,811.00	21,172.47	50,954.76	217,112.47	81,918.26	600,000.00	73,160.96	0.00	660,424.53	
Other Structures	50213050	1,945,000.00	(5,679,690.69)	(3,734,690.69)	1,945,000.00	(5,679,690.69)	0.00	0.00	1,945,000.00	1,459,128.00	5,277,073.77	54,593.06	(919,133.86)	7,709,700.69	134,782.00	902,577.44	600,576.51	387,119.78	2,025,055.73	0.00	1,389,900.00	0.00	5,684,644.96	
Office Equipment	50213060	17,069,000.00	(9,920,074.00)	7,148,926.00	17,013,000.00	(9,920,074.00)	0.00	0.00	7,209,926.00	2,346,852.15	3,894,590.14	(297,414.99)	(594,328.65)	6,236,555.95	219,904.00	336,179.11	2,227,284.55	430,192.13	1,209,001.69	56,000.00	1,182,570.05	0.00	5,293,534.26	
Information and Communication Equipment	50213080	431,529,986	0.00	431,529,986	431,529,986	0.00	0.00	431,529,986	20,068.18	272,880.94	28,000.63	(110,650.11)	(6,315,595.96)	431,529,986	0.00	0.00	12,871.23	94,969.29	12,871.23	0.00	323,799.34	0.00	323,799.34	
Military, Police and Security	50213090	10,538,000.00	(5,657,747.61)	4,880,252.39	10,454,000.00	(5,657,747.61)	0.00	0.00	4,996,252.39	1,630,931.82	1,502,289.22	(192,861.80)	(32,122.31)	9,976,716.10	216,243.00	88,420.38	12,871.23	473,338.90	1,823,770.94	84,000.00	1,823,770.94	0.00	2,181,100.14	
Other Machinery and Motor Vehicles	50213090	41,303,000.00	(2,686,073.26)	38,616,926.74	41,192,000.00	(2,686,073.26)	0.00	0.00	38,430,853.48	9,324,129.65	27,334,387.12	(3,950,950.00)	(4,088,250.85)	41,889,250.85	2,122,615.00	3,585,665.43	2,099,072.40	7,216,990.25	15,734,303.88	111,000.00	2,789,822.91	0.00	25,353,947.77	
Other Transportation	50213060	1,561,000.00	(1,561,000.00)	0.00	1,561,000.00	(1,561,000.00)	0.00	0.00	0.00	176,000.00	0.00	(176,000.00)	0.00	0.00	0.00	0.00	0.00	0.00	0.00	0.00	0.00	0.00	0.00	
Repairs and Maintenance - Buildings and Other Structures	50213080	2,843,000.00	(2,010,250.00)	832,750.00	2,843,000.00	(2,010,250.00)	0.00	0.00	832,750.00	678,000.00	421,000.00	(153,500.00)	(130,500.00)	571,500.00	0.00	0.00	0.00	0.00	0.00	0.00	0.00	0.00	0.00	
Machinery and Equipment	50213080	909,000.00	(553,500.00)	355,500.00	909,000.00	(553,500.00)	0.00	0.00	355,500.00	74,000.00	0.00	0.00	(4,788.00)	355,500.00	10,640.00	0.00	0.00	(4,788.00)	0.00	0.00	0.00	0.00	0.00	
Transportation and Equipment	50213080	830,000.00	(511,500.00)	318,500.00	830,000.00	(511,500.00)	0.00	0.00	318,500.00	0.00	0.00	0.00	0.00	318,500.00	0.00	0.00	0.00	0.00	0.00	0.00	0.00	0.00	0.00	
ICT Machinery and Equipment	50213080	298,000.00	(111,000.00)	187,000.00	298,000.00	(111,000.00)	0.00	0.00	187,000.00	0.00	0.00	0.00	0.00	187,000.00	0.00	0.00	0.00	0.00	0.00	0.00	0.00	0.00	0.00	
Other Leased Assets	50213080	0.00	(104.72)	(104.72)	0.00	(104.72)	0.00	0.00	(104.72)	0.00	0.00	0.00	0.00	(104.72)	0.00	0.00	0.00	0.00	0.00	0.00	0.00	0.00	0.00	
Other Leased Assets	50213210	0.00	(44,250.00)	(44,250.00)	0.00	(44,250.00)	0.00	0.00	(44,250.00)	0.00	0.00	0.00	0.00	(44,250.00)	0.00	0.00	0.00	0.00	0.00	0.00	0.00	0.00	0.00	
Other Property, Plant and Financial Assistance/Subsidy	50214000	11,118,000.00	(7,690,356.44)	3,427,643.56	11,068,000.00	(7,690,356.44)	0.00	0.00	3,427,643.56	896,000.00	733,431.89	962,123.15	(1,011,875.48)	1,579,679.56	4,393,188.00	13,238.06	97,088.72	(7,865.27)	102,458.51	50,000.00	1,797,964.00	0.00	1,477,221.05	
Subsidies - Others	50214990	1,000,000.00	0.00	1,000,000.00	1,000,000.00	0.00	0.00	1,000,000.00	237,147,076.81	179,442,448.61	237,333,104.10	(276,18												

Particulars	UACS CODE	Appropriations				Allotments				Obligations				Disbursements				Balances					
		Authorized Appropriations	Adjustments (Transfer)	Adjusted Appropriations (5=(3+4))	Allotments Received	Adjustments (Reductions, Transfer To)	Transfer	Adjusted Allotments (10=(6+7)-8+9)	1st Quarter Ending	2nd Quarter Ending	3rd Quarter Ending	4th Quarter Ending	TOTAL	1st Quarter Ending	2nd Quarter Ending	3rd Quarter Ending	4th Quarter Ending	TOTAL	Unreleased Appropriations (21=(5-10))	Unobligated Allotments (22=(10-15))	Unpaid Obligations Due Not Yet Due and		
1	2	3	4	5	6	7	8	9	10	11	12	13	14	15	16	17	18	19	20	21	22	23	24
C. SPECIAL PURPOSE FUNDS		0.00	388,794,087.00	388,794,087.00	0.00	388,794,087.00	0.00	0.00	388,794,087.00	62,845,644.81	0.00	28,734,432.82	296,386,092.00	387,966,169.63	48,463,485.14	2,970,794.11	7,589,405.48	32,556,392.90	91,580,077.63	0.00	827,917.37	0.00	296,386,092.00
Contingent Fund		0.00	5,055,000.00	5,055,000.00	0.00	5,055,000.00	0.00	0.00	5,055,000.00	0.00	0.00	0.00	5,055,000.00	5,055,000.00	0.00	0.00	0.00	0.00	0.00	0.00	0.00	0.00	5,055,000.00
Financial Assistance/Subsidy	50214000	0.00	5,055,000.00	5,055,000.00	0.00	5,055,000.00	0.00	0.00	5,055,000.00	0.00	0.00	0.00	5,055,000.00	5,055,000.00	0.00	0.00	0.00	0.00	0.00	0.00	0.00	0.00	5,055,000.00
Subsidies - Others	50214990	0.00	5,055,000.00	5,055,000.00	0.00	5,055,000.00	0.00	0.00	5,055,000.00	0.00	0.00	0.00	5,055,000.00	5,055,000.00	0.00	0.00	0.00	0.00	0.00	0.00	0.00	0.00	5,055,000.00
Miscellaneous Personnel		0.00	291,349,092.00	291,349,092.00	0.00	291,349,092.00	0.00	0.00	291,349,092.00	0.00	0.00	0.00	291,331,092.00	291,331,092.00	0.00	0.00	0.00	0.00	0.00	0.00	18,000.00	0.00	291,349,092.00
Other Personnel Benefits	50700000	0.00	291,349,092.00	291,349,092.00	0.00	291,349,092.00	0.00	0.00	291,349,092.00	0.00	0.00	0.00	291,331,092.00	291,331,092.00	0.00	0.00	0.00	0.00	0.00	0.00	18,000.00	0.00	291,349,092.00
Lump-sum for Filling of Positions - Civilian	50700990	0.00	272,915,092.00	272,915,092.00	0.00	272,915,092.00	0.00	0.00	272,915,092.00	0.00	0.00	0.00	272,915,092.00	272,915,092.00	0.00	0.00	0.00	0.00	0.00	0.00	0.00	0.00	272,915,092.00
Lump-sum for Sted Increments	50700990	0.00	18,434,000.00	18,434,000.00	0.00	18,434,000.00	0.00	0.00	18,434,000.00	0.00	0.00	0.00	18,416,000.00	18,416,000.00	0.00	0.00	0.00	0.00	0.00	0.00	18,000.00	0.00	18,434,000.00
Pension and Gratuity Fund	50704000	0.00	92,389,995.00	92,389,995.00	0.00	92,389,995.00	0.00	0.00	92,389,995.00	62,845,644.81	0.00	28,734,432.82	0.00	91,580,077.63	48,463,485.14	2,970,794.11	7,589,405.48	32,556,392.90	91,580,077.63	0.00	809,917.37	0.00	92,389,995.00
Other Personnel Benefits - Terminal Leave Benefits -	50704030	0.00	92,389,995.00	92,389,995.00	0.00	92,389,995.00	0.00	0.00	92,389,995.00	62,845,644.81	0.00	28,734,432.82	0.00	91,580,077.63	48,463,485.14	2,970,794.11	7,589,405.48	32,556,392.90	91,580,077.63	0.00	809,917.37	0.00	92,389,995.00
GRAND TOTAL		20,511,357,000.00	388,794,087.00	20,900,151,087.00	20,259,841,818.00	388,794,087.00	0.00	0.00	20,648,635,905.00	4,135,071,299.61	10,438,961,581.61	2,423,564,961.02	2,140,251,082.52	19,137,848,924.76	2,454,273,352.47	3,216,440,809.37	2,529,465,964.19	4,825,457,016.10	13,025,637,142.13	251,515,182.00	1,510,786,980.24	0.00	6,112,211,782.63

Certified Correct:

 MARY JOY MACAREZ
 Budget Director

Certified Correct:

 FELISA F. MACARANG
 Chief Accountant

Recommending Approval:

 MYLA GRACE YAGUIN C. MACAHILIG
 Acting Assistant Secretary

Approved For the Secretary of Foreign Affairs:

 EDUARDO L. MALAYA
 Undersecretary for Administration

** The data under Disbursements column is based on available records as of 31 January 2020. This does not yet fully reflect all the disbursement of Foreign Service Posts as the processing and reconciliation of financial reports both for the Home Office and Posts by the Accounting Division is still ongoing. The deadline for the closing of books of accounts is still on 14 February 2020 per COA Circular 2017-004. This report was generated using the Unified Reporting System on 31/01/2020 20:49 VERSION: FARRA.1.3 ; STATUS : SUBMITTED

Particulars	UNCS CODE	Authorized Appropriations	Appropriations		Adjustments		Allotments		Obligations				Disbursements				Balances						
			Transfer To/From, Modifications/	Adjusted Appropriations	Adjustments, Modification %	Transfer To	Transfer From	Adjusted Allotments	1st Quarter Ending March 31	2nd Quarter Ending June 30	3rd Quarter Ending Sept. 30	4th Quarter Ending Dec. 31	TOTAL	1st Quarter Ending March 31	2nd Quarter Ending June 30	3rd Quarter Ending Sept. 30	4th Quarter Ending Dec. 31	TOTAL	Unreleased Appropriations	Unobligated Allotments	Unpaid Obligations (15-20)(23+24) Not Yet Due and Demandable		
Rents - Building and Structures	502990500	39,078,099.84	(6,106,870.01)	32,971,229.83	0.00	0.00	0.00	0.00	32,971,229.83	0.00	0.00	0.00	0.00	0.00	0.00	0.00	0.00	0.00	0.00	29,571,229.83	0.00	0.00	0.00
Rents - Motor Vehicles	502990500	2,864,647.47	(632,552.02)	2,232,095.45	0.00	0.00	0.00	0.00	2,232,095.45	0.00	0.00	0.00	0.00	0.00	0.00	0.00	0.00	0.00	0.00	1,571,095.45	0.00	0.00	0.00
Operating Lease	502990500	4,145,192.46	(758,350.39)	3,386,842.07	0.00	0.00	0.00	0.00	3,386,842.07	0.00	0.00	0.00	0.00	0.00	0.00	0.00	0.00	0.00	0.00	3,386,842.07	0.00	0.00	0.00
Memberships and Equipment	502990500	1,269,459.16	0.00	1,269,459.16	0.00	0.00	0.00	0.00	1,269,459.16	0.00	0.00	0.00	0.00	0.00	0.00	0.00	0.00	0.00	0.00	1,269,459.16	0.00	0.00	0.00
Memberships Dues and Contributions to	502990500	7,313,739.40	695,461.07	8,009,200.47	0.00	0.00	0.00	0.00	8,009,200.47	0.00	0.00	0.00	0.00	0.00	0.00	0.00	0.00	0.00	0.00	7,240,935.87	0.00	0.00	0.00
ICT Software	502990700	485,183,234.65	325,000.00	485,508,234.65	0.00	0.00	0.00	0.00	485,508,234.65	0.00	0.00	0.00	0.00	0.00	0.00	0.00	0.00	0.00	0.00	478,390,487.99	0.00	0.00	0.00
Library and Other Reading Materials	502990700	700,775.06	(37,028.73)	663,746.33	0.00	0.00	0.00	0.00	663,746.33	0.00	0.00	0.00	0.00	0.00	0.00	0.00	0.00	0.00	0.00	663,746.33	0.00	0.00	0.00
Other Subscription Expenses	502990700	538,723.76	(37,028.73)	501,695.03	0.00	0.00	0.00	0.00	501,695.03	0.00	0.00	0.00	0.00	0.00	0.00	0.00	0.00	0.00	0.00	401,568.06	0.00	0.00	0.00
Donations	502990800	2,674,773.40	(315,458.50)	2,359,314.90	0.00	0.00	0.00	0.00	2,359,314.90	0.00	0.00	0.00	0.00	0.00	0.00	0.00	0.00	0.00	0.00	2,359,314.90	0.00	0.00	0.00
Other Maintenance and Operating	502999900	5,000,000.00	0.00	5,000,000.00	0.00	0.00	0.00	0.00	5,000,000.00	0.00	0.00	0.00	0.00	0.00	0.00	0.00	0.00	0.00	0.00	5,000,000.00	0.00	0.00	0.00
Financial Expenses		2,306,634.80	0.00	2,306,634.80	0.00	0.00	0.00	0.00	2,306,634.80	0.00	0.00	0.00	0.00	0.00	0.00	0.00	0.00	0.00	0.00	2,306,634.80	0.00	0.00	0.00
Financial Expenses		2,306,634.80	0.00	2,306,634.80	0.00	0.00	0.00	0.00	2,306,634.80	0.00	0.00	0.00	0.00	0.00	0.00	0.00	0.00	0.00	0.00	2,306,634.80	0.00	0.00	0.00
Bank Charges	503010000	2,306,634.80	0.00	2,306,634.80	0.00	0.00	0.00	0.00	2,306,634.80	0.00	0.00	0.00	0.00	0.00	0.00	0.00	0.00	0.00	0.00	2,306,634.80	0.00	0.00	0.00
Capital Outlays		730,943,564.00	0.00	730,943,564.00	0.00	0.00	0.00	0.00	730,943,564.00	0.00	0.00	0.00	0.00	0.00	0.00	0.00	0.00	0.00	0.00	638,014,066.59	0.00	0.00	0.00
Property, Plant and Equipment Outlay	506040100	730,943,564.00	0.00	730,943,564.00	0.00	0.00	0.00	0.00	730,943,564.00	0.00	0.00	0.00	0.00	0.00	0.00	0.00	0.00	0.00	0.00	638,014,066.59	0.00	0.00	0.00
Buildings	506040400	2,279,419.40	(1,261,273.24)	1,118,146.16	0.00	0.00	0.00	0.00	1,118,146.16	0.00	0.00	0.00	0.00	0.00	0.00	0.00	0.00	0.00	0.00	599,181,639.46	0.00	0.00	0.00
Office Equipment	506040500	633,786,372.40	3,176,036.34	636,962,408.74	0.00	0.00	0.00	0.00	636,962,408.74	0.00	0.00	0.00	0.00	0.00	0.00	0.00	0.00	0.00	0.00	599,181,639.46	0.00	0.00	0.00
Information and Communication	506040500	9,564,105.50	(499,723.00)	9,064,382.50	0.00	0.00	0.00	0.00	9,064,382.50	0.00	0.00	0.00	0.00	0.00	0.00	0.00	0.00	0.00	0.00	6,594,382.50	0.00	0.00	0.00
Communication Equipment	506040500	32,289,089.90	2,440,759.90	34,729,849.80	0.00	0.00	0.00	0.00	34,729,849.80	0.00	0.00	0.00	0.00	0.00	0.00	0.00	0.00	0.00	0.00	19,571,949.80	0.00	0.00	0.00
Military, Police and Security Equipment	506040501	1,200,000.00	695,476.10	1,895,476.10	0.00	0.00	0.00	0.00	1,895,476.10	0.00	0.00	0.00	0.00	0.00	0.00	0.00	0.00	0.00	0.00	695,476.10	0.00	0.00	0.00
CT Software	506040501	3,087,000.00	(3,000,000.00)	87,000.00	0.00	0.00	0.00	0.00	87,000.00	0.00	0.00	0.00	0.00	0.00	0.00	0.00	0.00	0.00	0.00	87,000.00	0.00	0.00	0.00
Other Machinery and Equipment	506040509	2,346,726.60	0.00	2,346,726.60	0.00	0.00	0.00	0.00	2,346,726.60	0.00	0.00	0.00	0.00	0.00	0.00	0.00	0.00	0.00	0.00	2,086,726.60	0.00	0.00	0.00
Motor Vehicles	506040600	4,020,810.60	0.00	4,020,810.60	0.00	0.00	0.00	0.00	4,020,810.60	0.00	0.00	0.00	0.00	0.00	0.00	0.00	0.00	0.00	0.00	1,671,181.50	0.00	0.00	0.00
Furniture and fixtures	506040700	41,870,039.60	(1,318,457.60)	40,551,582.00	0.00	0.00	0.00	0.00	40,551,582.00	0.00	0.00	0.00	0.00	0.00	0.00	0.00	0.00	0.00	0.00	4,020,810.60	0.00	0.00	0.00
GRAND TOTAL		1,679,101,714.94	0.00	1,679,101,714.94	0.00	0.00	0.00	0.00	1,679,101,714.94	0.00	0.00	0.00	0.00	0.00	0.00	0.00	0.00	0.00	0.00	1,427,044,796.78	0.00	0.00	0.00

Certified Correct:

Mary Joy B. Ramirez
 MARY JOY B. RAMIREZ
 Budget Director

Certified Correct:

ELISA MACARAIG
 ELISA MACARAIG
 Chief Accountant

Recommending Approval:

WYLA GRACE T. MACARAIG
 WYLA GRACE T. MACARAIG
 Acting Assistant Secretary

Approved:

EDUARDO E. MANA
 EDUARDO E. MANA
 Undersecretary for Administration

** The data under Disbursements column is based on available records as of 31 January 2020. This does not yet fully reflect all the disbursements of Foreign Service Posts as the processing and reconciliation of financial reports both for the Home Office and Posts by the Accounting Division is still ongoing. The deadline for the closing of books of accounts is still on 14 February 2020 per COA Circular 2017-004. This report was generated using the Unified Reporting System on 31/01/2020 22:01 version: FAR1a.1.1