

OFFICE OF FINANCIAL MANAGEMENT SERVICES

28 February 2020

Dear Ms. Macalanda,

In compliance with DBM-COA Joint Circular No. 2019-1 dated 01 January 2019, this Office respectfully submits the Monthly Report of Disbursements (FAR No. 4) of the Department of Foreign Affairs – Office of the Secretary for the month of January 2020.




Very truly yours,

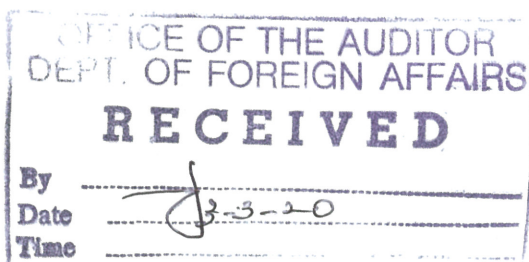
For the Secretary of Foreign Affairs:

  
**MYLA GRACE RAGENIA C. MACAHILIG**  
Acting Assistant Secretary

**MS. LEONILA L. MACALANDA**  
Supervising Auditor  
Commission on Audit – DFA  
DFA Building, Roxas Blvd., Pasay City

Encl: as stated

	INITIAL	DATE
Acting Chief Accountant		28 Feb
Assistant Chief Accountant		
Reviewer/Examiner		



Luzvi P. Chato  
Ass. Comm.



MONTHLY REPORT OF DISBURSEMENTS  
For the month of January 2020

Department : Department of Foreign Affairs (DFA)  
Agency/Entity : Office of the Secretary  
Operating Unit : Home Office  
Organization : 12 001 1300085  
Fund Cluster : 01 Regular Agency Fund

Particulars	Current Year Budget										Prior Year's Budget										Trust Liabilities					Grand Total		
	PS	MOOE	Finex	CO	TOTAL	Prior Year's Accounts Payable					TOTAL	SUB-TOTAL	Current Year's Accounts Payable					TOTAL	PS	MOOE	CO	TOTAL	PS	MOOE	Finex	CO	TOTAL	
						PS	MOOE	Finex	CO	Sub-Total			PS	MOOE	Finex	CO	Sub-Total											PS
1	2	3	4	5	6=(2+3+4+5)	7	8	9	10	11=(7+8+9+10)	12	13	14	15	16=(12+13+14+15)	17=(11+16)	18=(6+17)	19	20	21	22=(19+20+21)	23	24	25	26	27=(23+24+25+26)		
CASH DISBURSEMENTS	150,102,668.66	14,480,865.14	76,779.38	909,268.83	165,569,582.01	16,376,524.91	112,202,607.00	55,455.63	830,030.77	129,464,618.31	-	-	-	-	16=(12+13+14+15)	17=(11+16)	18=(6+17)	-	-	-	-	166,479,193.57	126,683,472.14	132,235.01	1,739,299.60	295,034,200.32		
Notice of Cash Allocation (NCA)	137,686,349.87	11,124,953.76	1,407.54	909,268.83	149,721,980.00	16,278,716.06	110,527,140.43	-	827,989.90	127,633,846.39	-	-	-	-	-	127,633,846.39	277,355,826.39	-	-	-	-	153,965,065.93	121,652,094.19	1,407.54	1,737,258.73	277,355,826.39		
MDS Checks issued	21,671,724.52	1,600,648.81	1,407.54	909,268.83	24,183,049.70	846,246.19	4,306,582.19	-	827,989.90	5,980,818.28	-	-	-	-	-	5,980,818.28	30,163,867.98	-	-	-	-	22,517,970.71	5,907,231.00	1,407.54	1,737,258.73	30,163,867.98		
Advice to Debit Account	116,014,625.35	9,524,304.95	-	-	125,538,930.30	15,432,469.87	106,220,558.24	-	-	121,653,028.11	-	-	-	-	-	121,653,028.11	247,191,958.41	-	-	-	-	131,447,095.22	115,744,863.19	-	-	247,191,958.41		
Notice of Transfer Allocations (NTA)	-	-	-	-	-	-	-	-	-	-	-	-	-	-	-	-	-	-	-	-	-	-	-	-	-	-		
MDS Checks issued	-	-	-	-	-	-	-	-	-	-	-	-	-	-	-	-	-	-	-	-	-	-	-	-	-	-		
Advice to Debit Account	-	-	-	-	-	-	-	-	-	-	-	-	-	-	-	-	-	-	-	-	-	-	-	-	-	-		
Working Fund for FAAR	-	-	-	-	-	-	-	-	-	-	-	-	-	-	-	-	-	-	-	-	-	-	-	-	-	-		
Cash Disbursement Ceiling (CDO)	12,416,318.79	3,355,911.38	75,371.84	-	15,847,602.01	97,808.85	1,675,466.57	55,455.63	2,040.87	1,830,771.92	-	-	-	-	-	1,830,771.92	17,678,373.93	-	-	-	-	12,514,127.64	5,031,377.95	130,827.47	2,040.87	17,678,373.93		
TOTAL CASH DISBURSEMENTS	150,102,668.66	14,480,865.14	76,779.38	909,268.83	165,569,582.01	16,376,524.91	112,202,607.00	55,455.63	830,030.77	129,464,618.31	-	-	-	-	-	129,464,618.31	295,034,200.32	-	-	-	-	166,479,193.57	126,683,472.14	132,235.01	1,739,299.60	295,034,200.32		
NON-CASH DISBURSEMENTS	36,095,214.53	36,215,766.04	-	-	72,310,980.57	-	-	-	-	-	-	-	-	-	-	-	72,310,980.57	-	-	-	-	36,095,214.53	36,215,766.04	-	-	72,310,980.57		
Tax Remittance Advices issued (TRA)	36,095,214.53	36,215,766.04	-	-	72,310,980.57	-	-	-	-	-	-	-	-	-	-	-	72,310,980.57	-	-	-	-	36,095,214.53	36,215,766.04	-	-	72,310,980.57		
Non-Cash Availment Authority (NCAA)	-	-	-	-	-	-	-	-	-	-	-	-	-	-	-	-	-	-	-	-	-	-	-	-	-	-		
Disbursements effected through outright deductions from claims (please specify...)	-	-	-	-	-	-	-	-	-	-	-	-	-	-	-	-	-	-	-	-	-	-	-	-	-	-		
Overpayment of expenses, e.g. personnel benefits	-	-	-	-	-	-	-	-	-	-	-	-	-	-	-	-	-	-	-	-	-	-	-	-	-	-		
Restitution for loss of government property	-	-	-	-	-	-	-	-	-	-	-	-	-	-	-	-	-	-	-	-	-	-	-	-	-	-		
Liquidated damages and similar claims	-	-	-	-	-	-	-	-	-	-	-	-	-	-	-	-	-	-	-	-	-	-	-	-	-	-		
Other fees, BTR-Documentary Stamp Tax, etc.)	-	-	-	-	-	-	-	-	-	-	-	-	-	-	-	-	-	-	-	-	-	-	-	-	-	-		
TOTAL NON-CASH DISBURSEMENTS	36,095,214.53	36,215,766.04	-	-	72,310,980.57	-	-	-	-	-	-	-	-	-	-	-	72,310,980.57	-	-	-	-	36,095,214.53	36,215,766.04	-	-	72,310,980.57		
GRAND TOTAL	186,197,883.19	50,696,631.18	76,779.38	909,268.83	237,880,562.58	16,376,524.91	112,202,607.00	55,455.63	830,030.77	129,464,618.31	-	-	-	-	-	129,464,618.31	367,345,180.89	-	-	-	-	202,574,408.10	162,899,238.18	132,235.01	1,739,299.60	367,345,180.89		
SUMMARY																												

Notes: \* Partial compliance based on Reports submitted by Foreign Service Posts and Regional Consular Offices as to date.

Certified Correct:  
ELISA F. MACARAIG  
Acting Department Chief Accountant

for

Approved By:  
MYLA GRACE KAGENAC MACAHILIG  
Acting Assistant Secretary  
Office of Financial Management Services



OFFICE OF FINANCIAL MANAGEMENT SERVICES

30 April 2020

Dear Secretary Avisado,

In compliance with DBM-COA Joint Circular No. 2019-1 dated 01 January 2019, this Office respectfully submits the Monthly Report of Disbursements (FAR No. 4) of the Department of Foreign Affairs – Office of the Secretary for the month of February 2020.


Very truly yours,

*For the Secretary of Foreign Affairs:*

  
**MYLA GRACE RAGENIA C. MACAHILIG**  
Acting Assistant Secretary

**Secretary WENDEL E. AVISADO**  
Department of Budget and Management  
Malacañang, Manila

Encl: as stated



	INITIAL	DATE
Acting Chief Accountant		
Assistant Chief Accountant	g	4/28
Reviewer/Examiner	f	4/28



Department of Foreign Affairs (DFA)  
Department of Finance  
Office of the Secretary  
Operating Unit  
12 001 1300085  
Organization  
01 Regular Agency Fund

Particulars	Current Year Budget											Prior Year's Budget											Trust Liabilities					Grand Total					Remarks
	PS	MOOE	Finex	CO	TOTAL	Prior Year's Accounts Payable					Current Year's Accounts Payable					TOTAL	SUB-TOTAL	Trust Liabilities				PS	MOOE	Finex	CO	TOTAL							
						PS	MOOE	Finex	CO	Sub-Total	PS	MOOE	Finex	CO	Sub-Total			PS	MOOE	CO	TOTAL												
1	2	3	4	5	6=(2+3+4+5)	7	8	9	10	11=(7+8+9+10)	12	13	14	15	16=(12+13+14+15)	17=(11+16)	18=(6+17)	19	20	21	22=(19+2)	23	24	25	26	27=(23+24+25+26)	28						
CASH DISBURSEMENTS	270,761,940.84	59,635,292.86	1,226,215.04	909,932.21	332,533,380.95	15,554,795.92	105,841,837.40	-	-	121,396,633.32	-	-	-	-	-	121,396,633.32	453,930,014.27	-	-	-	-	286,316,736.76	165,477,130.26	1,226,215.04	909,932.21	453,930,014.27							
Notice of Cash Allocation (NCA)	221,372,060.31	42,785,018.27	135,305.39	909,268.83	265,201,652.80	15,432,469.87	105,455,033.00	-	-	120,887,502.87	-	-	-	-	-	120,887,502.87	386,089,155.67	-	-	-	-	236,804,530.18	148,240,051.27	135,305.39	909,268.83	386,089,155.67							
MDS Checks issued	105,357,434.96	33,260,713.32	135,305.39	909,268.83	139,662,722.50	-	-	-	-	-	-	-	-	-	-	-	139,662,722.50	-	-	-	-	105,357,434.96	33,260,713.32	135,305.39	909,268.83	139,662,722.50							
Advice to Debit Account	116,014,625.35	9,524,304.95	-	-	125,538,930.30	15,432,469.87	105,455,033.00	-	-	120,887,502.87	-	-	-	-	-	120,887,502.87	246,426,433.17	-	-	-	-	131,447,095.22	114,979,337.95	-	-	246,426,433.17							
Notice of Transfer Allocations (NTA)	-	-	-	-	-	-	-	-	-	-	-	-	-	-	-	-	-	-	-	-	-	-	-	-	-	-							
MDS Checks issued	-	-	-	-	-	-	-	-	-	-	-	-	-	-	-	-	-	-	-	-	-	-	-	-	-	-							
Advice to Debit Account	-	-	-	-	-	-	-	-	-	-	-	-	-	-	-	-	-	-	-	-	-	-	-	-	-	-							
Working Fund for FAPs	-	-	-	-	-	-	-	-	-	-	-	-	-	-	-	-	-	-	-	-	-	-	-	-	-	-							
Cash Disbursement Ceiling (CDC)	49,389,880.53	16,850,274.59	1,090,909.65	663.38	67,331,728.15	122,326.05	386,804.40	-	-	509,130.45	-	-	-	-	-	509,130.45	67,840,858.60	-	-	-	-	49,512,206.58	17,237,078.99	1,090,909.65	663.38	67,840,858.60							
TOTAL CASH DISBURSEMENTS	270,761,940.84	59,635,292.86	1,226,215.04	909,932.21	332,533,380.95	15,554,795.92	105,841,837.40	-	-	121,396,633.32	-	-	-	-	-	121,396,633.32	453,930,014.27	-	-	-	-	286,316,736.76	165,477,130.26	1,226,215.04	909,932.21	453,930,014.27							
NON-CASH DISBURSEMENTS	18,252,799.56	9,493,835.51	-	-	27,746,635.07	-	-	-	-	-	-	-	-	-	-	-	27,746,635.07	-	-	-	-	18,252,799.56	9,493,835.51	-	-	27,746,635.07							
Tax Remittance Advices issued (TRA)	18,252,799.56	9,493,835.51	-	-	27,746,635.07	-	-	-	-	-	-	-	-	-	-	-	27,746,635.07	-	-	-	-	18,252,799.56	9,493,835.51	-	-	27,746,635.07							
Non-Cash Availment Authority (NCAA)	-	-	-	-	-	-	-	-	-	-	-	-	-	-	-	-	-	-	-	-	-	-	-	-	-	-							
Disbursements effected through outright deductions from claims (please specify...)	-	-	-	-	-	-	-	-	-	-	-	-	-	-	-	-	-	-	-	-	-	-	-	-	-	-							
Overpayment of expenses & personnel benefits	-	-	-	-	-	-	-	-	-	-	-	-	-	-	-	-	-	-	-	-	-	-	-	-	-	-							
Restitution for loss of government property	-	-	-	-	-	-	-	-	-	-	-	-	-	-	-	-	-	-	-	-	-	-	-	-	-	-							
Liquidated damages and similar claims	-	-	-	-	-	-	-	-	-	-	-	-	-	-	-	-	-	-	-	-	-	-	-	-	-	-							
Other (TEF, BTF, Documentary Stamp Tax, etc.)	-	-	-	-	-	-	-	-	-	-	-	-	-	-	-	-	-	-	-	-	-	-	-	-	-	-							
TOTAL NON-CASH DISBURSEMENTS	18,252,799.56	9,493,835.51	-	-	27,746,635.07	-	-	-	-	-	-	-	-	-	-	-	27,746,635.07	-	-	-	-	18,252,799.56	9,493,835.51	-	-	27,746,635.07							
GRAND TOTAL	289,014,740.40	69,129,128.37	1,226,215.04	909,932.21	360,280,016.02	15,554,795.92	105,841,837.40	-	-	121,396,633.32	-	-	-	-	-	121,396,633.32	481,676,649.34	-	-	-	-	304,569,536.32	174,970,965.77	1,226,215.04	909,932.21	481,676,649.34							
SUMMARY																																	
Particulars					Previous Report					This Month					As at Date																		
Total Disbursement Authorities Received					12/2,310,980.57					1,277,530,635.07					1,349,661,615.64																		
NCA					-					1,249,604,000.00					1,249,604,000.00																		
NTA					-					-					-																		
Working Fund					-					-					-																		
RA					72,310,980.57					27,746,635.07					100,057,615.64																		
CDC					-					-					-																		
NCAA					-					-					-																		
Less: Notice of Transfer of Allocations (NTA) * Issued					-					-					-																		
Total Disbursement Authorities Available					72,310,980.57					1,277,530,635.07					1,349,661,615.64																		
Less:					-					-					-																		
Lapsed NCA					-					-					-																		
Disbursements					237,880,562.58					360,280,016.02					596,160,578.60																		
Less: Other Non-Cash Disbursements					-					-					-																		
Disbursement of expenses (e.g. personnel benefits)					-					-					-																		
Restitution for loss of government property					-					-					-																		
Liquidated damages and similar claims					-					-					-																		
Others (e.g. TEF, BTF, Docs stamp, etc.)					-					-					-																		
Add/less: Adjustments (e.g. cancelled/staled checks)					-					-					-																		
Balance of Disbursement Authorities as at date					(165,569,582.01)					917,070,619.05					751,501,037.04																		
Total Disbursements Program					-					-					-																		
Less: *Actual Disbursements					237,880,562.58					481,676,649.34					719,557,211.92																		
Under spending					-					-					-																		

Notes: \* Partial compliance based on Reports submitted by Foreign Service Posts and Regional Consular Offices as to date.

Certified Correct:

  
MELISSA F. MACARAIG  
Acting Department Chief Accountant  
Date: 4/9

Approved By:

  
MYLA GRACE RAGENIA E. MACAHILIG  
Acting Assistant Secretary  
Office of Financial Management Services



OFFICE OF FINANCIAL MANAGEMENT SERVICES

30 April 2020

Dear Secretary Avisado,

In compliance with DBM-COA Joint Circular No. 2019-1 dated 01 January 2019, this Office respectfully submits the Monthly Report of Disbursements (FAR No. 4) of the Department of Foreign Affairs – Office of the Secretary for the month of March 2020.

Very truly yours,



*For the Secretary of Foreign Affairs:*

  
**MYLA GRACE RAGENIA C. MACAHILIG**  
Acting Assistant Secretary

**Secretary WENDEL E. AVISADO**  
Department of Budget and Management  
Malacañang, Manila

Encl: as stated



	INITIAL	DATE
Acting Chief Accountant		
Assistant Chief Accountant		4/28
Reviewer/Examiner		9/28



Department of Foreign Affairs (DFA)  
Department of State  
Operating Unit: Home Office  
Organization: 12 001 1300085  
Fund Cluster: 01 Regular Agency Fund

Particulars	Current Year Budget					Prior Year's Budget										Grand Total					Remarks						
	PS	MOOE	Finex	CO	TOTAL	Prior Year's Accounts Payable					Current Year's Accounts Payable					SUB-TOTAL	Trust Liabilities										
						PS	MOOE	Finex	CO	Sub-Total	PS	MOOE	Finex	CO	Sub-Total		PS	MOOE	CO	TOTAL							
1	2	3	4	5	6=(2+3+4+5)	7	8	9	10	11=(7+8+9+10)	12	13	14	15	16=(12+13+14+15)	17=(11+16)	18=(6+17)	19	20	21	22=(19+20+21)	23	24	25	26	27=(23+24+25+26)	28
CASH DISBURSEMENTS	387,574,154.41	816,673,336.78	209,440.83	25,745,073.38	1,230,202,005.40	2,232,047.44	38,404,804.76	-	-	40,636,852.20	-	-	-	-	-	40,636,852.20	1,270,838,857.60	-	-	-	389,806,201.85	855,078,141.54	209,440.83	25,745,073.38	1,270,838,857.60		
Notice of Cash Allocation (NCA)	364,674,707.58	800,052,891.61	136,182.37	25,744,439.06	1,190,608,220.62	2,232,047.44	38,404,804.76	-	-	40,636,852.20	-	-	-	-	-	40,636,852.20	1,231,245,072.82	-	-	-	366,906,755.02	838,457,696.37	136,182.37	25,744,439.06	1,231,245,072.82		
MDS Checks Issued	145,664,879.85	755,722,012.59	136,182.37	25,744,439.06	927,267,513.87	606,823.06	6,772,649.76	-	-	7,379,472.82	-	-	-	-	-	7,379,472.82	934,646,986.69	-	-	-	146,271,702.91	762,494,662.35	136,182.37	25,744,439.06	934,646,986.69		
Advance to Debit	219,009,827.73	44,330,879.02	-	-	263,340,706.75	1,625,224.38	31,632,155.00	-	-	33,257,379.38	-	-	-	-	-	33,257,379.38	296,598,086.13	-	-	-	220,635,052.11	75,963,034.02	-	-	296,598,086.13		
Notice of Transfer	-	-	-	-	-	-	-	-	-	-	-	-	-	-	-	-	-	-	-	-	-	-	-	-	-		
Allocations (NTA)	-	-	-	-	-	-	-	-	-	-	-	-	-	-	-	-	-	-	-	-	-	-	-	-	-		
MDS Checks Issued	-	-	-	-	-	-	-	-	-	-	-	-	-	-	-	-	-	-	-	-	-	-	-	-	-		
Advice to Debit	-	-	-	-	-	-	-	-	-	-	-	-	-	-	-	-	-	-	-	-	-	-	-	-	-		
Account	-	-	-	-	-	-	-	-	-	-	-	-	-	-	-	-	-	-	-	-	-	-	-	-	-		
Working Fund for FAPs	-	-	-	-	-	-	-	-	-	-	-	-	-	-	-	-	-	-	-	-	-	-	-	-	-		
Cash Disbursement	22,899,446.83	16,620,445.17	73,258.46	634.32	39,593,784.78	-	-	-	-	-	-	-	-	-	-	-	39,593,784.78	-	-	-	22,899,446.83	16,620,445.17	73,258.46	634.32	39,593,784.78		
Ceiling (CCCI)	-	-	-	-	-	-	-	-	-	-	-	-	-	-	-	-	-	-	-	-	-	-	-	-	-		
TOTAL CASH DISBURSEMENTS	387,574,154.41	816,673,336.78	209,440.83	25,745,073.38	1,230,202,005.40	2,232,047.44	38,404,804.76	-	-	40,636,852.20	-	-	-	-	-	40,636,852.20	1,270,838,857.60	-	-	-	389,806,201.85	855,078,141.54	209,440.83	25,745,073.38	1,270,838,857.60		
NON-CASH DISBURSEMENTS	-	-	-	-	-	-	-	-	-	-	-	-	-	-	-	-	-	-	-	-	-	-	-	-	-		
Tax Remittance Advices	-	-	-	-	-	-	-	-	-	-	-	-	-	-	-	-	-	-	-	-	-	-	-	-	-		
Issued (TRA)	-	-	-	-	-	-	-	-	-	-	-	-	-	-	-	-	-	-	-	-	-	-	-	-	-		
Non-Cash Availment	-	-	-	-	-	-	-	-	-	-	-	-	-	-	-	-	-	-	-	-	-	-	-	-	-		
Authority (NCA)	-	-	-	-	-	-	-	-	-	-	-	-	-	-	-	-	-	-	-	-	-	-	-	-	-		
Disbursements effected through outright	-	-	-	-	-	-	-	-	-	-	-	-	-	-	-	-	-	-	-	-	-	-	-	-	-		
deductions from claims	-	-	-	-	-	-	-	-	-	-	-	-	-	-	-	-	-	-	-	-	-	-	-	-	-		
deductions from claims	-	-	-	-	-	-	-	-	-	-	-	-	-	-	-	-	-	-	-	-	-	-	-	-	-		
(instance capacity, )	-	-	-	-	-	-	-	-	-	-	-	-	-	-	-	-	-	-	-	-	-	-	-	-	-		
Overpayment of expenses, e.g. personnel benefits)	-	-	-	-	-	-	-	-	-	-	-	-	-	-	-	-	-	-	-	-	-	-	-	-	-		
Restitution for loss of government property	-	-	-	-	-	-	-	-	-	-	-	-	-	-	-	-	-	-	-	-	-	-	-	-	-		
Liquidated damages and similar claims	-	-	-	-	-	-	-	-	-	-	-	-	-	-	-	-	-	-	-	-	-	-	-	-	-		
Other (STEF, BTR, Documentary Stamp Tax, etc.)	-	-	-	-	-	-	-	-	-	-	-	-	-	-	-	-	-	-	-	-	-	-	-	-	-		
TOTAL NON-CASH DISBURSEMENTS	-	-	-	-	-	-	-	-	-	-	-	-	-	-	-	-	-	-	-	-	-	-	-	-	-		
GRAND TOTAL	387,574,154.41	816,673,336.78	209,440.83	25,745,073.38	1,230,202,005.40	2,232,047.44	38,404,804.76	-	-	40,636,852.20	-	-	-	-	-	40,636,852.20	1,270,838,857.60	-	-	-	389,806,201.85	855,078,141.54	209,440.83	25,745,073.38	1,270,838,857.60		

SUMMARY		Particulars (1)	Previous Report (2)	This Month (3)	As at Date (4)
Total Disbursement Authorities Received			100,057,615.64	1,259,962,000.00	1,360,019,615.64
NCA			-	1,259,962,000.00	1,259,962,000.00
NTA			-	-	-
Working Fund			-	-	-
TRA			100,057,615.64	-	100,057,615.64
CDC			-	-	-
NCAA			-	-	-
Less: Notice of Transfer of Allocations (NTA)* Issued			-	-	-
Total Disbursement Authorities Available			100,057,615.64	1,259,962,000.00	1,360,019,615.64
Less:			-	-	-
Lapsed NCA			-	-	-
Disbursements			598,160,578.60	1,230,202,005.40	1,828,362,584.00
Less: Other Non-Cash Disbursements			-	-	-
Disbursements effected through outright deductions* from claims			-	-	-
Overpayment of expenses (e.g. personnel benefits)			-	-	-
Restitution for loss of government property			-	-	-
Liquidated damages and similar claims			-	-	-
Others (e.g. TEF, BTR, Docs stamp, etc.)			-	-	-
Additions; Adjustments (e.g. cancelled/staled checks)			498,102,962.96	29,759,994.60	468,342,968.36
Balance of Disbursement Authorities as at date			-	-	-
Total Disbursements Program			-	-	-
Less: Actual Disbursements			598,160,578.60	1,230,202,005.40	1,828,362,584.00
Over/Under spending			-	-	-

Notes: \* Partial compliance based on Reports submitted by Foreign Service Posts and Regional Consular Offices as to date.

Certified Correct:

Approved By:

  
EDUSA F. MACARAIG  
Acting Department Chief Accountant

  
MYLA GRACE RAGENIA C. MACAHILIG  
Acting Assistant Secretary  
Office of Financial Management Services