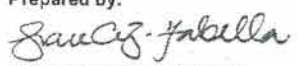



QUARTERLY PHYSICAL REPORT OF OPERATION  
As of 15 JULY 2020


Department: Department of Foreign Affairs (DFA)  
 Appropriations: Current Year Appropriations  
 Agency: Office of the Secretary  
 Operating Unit: Home Office  
 Organization Code (UACS): 120011300085  
 Report Status:

Particulars	UACS CODE	Physical Targets					Physical Accomplishments					Variance as of 15 July 2020	Remarks
		1st Quarter	2nd Quarter	3rd Quarter	4th Quarter	Total	1st Quarter	2nd Quarter	3rd Quarter	4th Quarter	Total		
1	2	3	4	5	6	7=(3+4+5+6)	8	9	10	11	12=(8+9+10+11)	13	14
Part A													
I. Operations													
OO : Foreign relations strengthened to promote national development and international cooperation													
DIPLOMACY PROGRAM	3010000000												
Outcome Indicators													
1. National Security: Percentage of activities/reports that led to expressions of support, commitment, or interest arising from DFA engagements		80%	80%	80%	80%	80%	80%	81%			81%	1%	
2. Economic Diplomacy: Percentage of activities/reports that led to expressions of support, commitment, or interest arising from DFA engagements		80%	80%	80%	80%	80%	80%	100%			90%	10%	
3. Public and Cultural Diplomacy: Percentage of activities that led to expressions of support, commitment, or interest arising from DFA engagements		90%	90%	90%	90%	90%	90%	99%			96%	5%	
Output Indicators													
1. National Security													
Number of activities organized, initiated or attended by the DFA annually		1319	1319	1320	1320	5,278	3030	5,898			8928	3,850	Updated figures for Q1 and Q2 provided by offices
Number of reports submitted by the Department in connection with diplomatic activities		1481	1482	1482	1482	5,927	3244	6,991			10235	4,308	Updated figures for Q1 and Q2 provided by offices
2. Economic Diplomacy													
Number of activities organized, initiated or attended by the DFA annually		707	707	708	708	2,830	2719	414			3133	303	Updated figures for Q1 and Q2 provided by QUIER
Number of reports submitted by the Department in connection with diplomatic activities		1003	1003	1003	1004	4,013	1774	357			2131	-1,882	Updated figures for Q1 and Q2 provided by QUIER

3. Public and Cultural Diplomacy: Number of activities primarily aimed at enhancing the image of the Philippines in the global community	2020	2020	2021	2021	8,082	2,549	73,028			73,028	64,946	- Accomplishments as of the 2nd quarter reflect consolidated accomplishments for the 1st and 2nd quarter  - The surge in accomplishments was brought about by the increased social media activities due to the COVID-19 pandemic.
OO : Overseas Filipinos protected and engaged, and consular services improved												
CONSULAR / ATN PROGRAM	3020000000											
Outcome Indicators												
1. Percentage of passports issued within the prescribed period	90%	90%	90%	90%	90%	100%	100%			100%	0	
2. Higher satisfaction rating by those who avail themselves of other consular documents	Majority of those who accomplished client feedback forms gave satisfactory rating	Majority of those who accomplished client feedback forms gave satisfactory rating	Majority of those who accomplished client feedback forms gave satisfactory rating	Majority of those who accomplished client feedback forms gave satisfactory rating	Majority of those who accomplished client feedback forms gave satisfactory rating	77%	94.64%			86%		
3. Percentage of cases involving overseas Filipinos resolved as a proportion of total requests and cases handled	90%	90%	90%	90%	90%	100%	100%			100%	0	
Output Indicators											0	
1. Number of passports issued	1,227,551	1,227,551	1,227,551	1,227,551	4,910,204	891,819	130,226			1,022,045	-3,888,159	
2. Number of other consular documents issued	532,000	532,000	532,000	532,000	2,128,000	264,604	16,427			281,031	-1,846,969	OCA revised figures for 2Q.
3. Number of Overseas Filipinos assisted using Assistance to Nationals (ATN) Fund and Legal Assistance Fund (LAF) as well as other interventions aside from ATN Fund and LAF	25,000	25,000	25,000	25,000	100,000	29,659	23,759			53,418	-46,582	UMVIA revised the figures for 2Q

Prepared by:  
  
**GRACE T. CRUZ-FABELLA**  
 Acting Assistant Secretary  
 Office of Policy Planning and Coordination  
 Date: 15 July 2020

In coordination with:  
  
**RAGENIA C. MACAHILIG**  
 Assistant Secretary  
 Office of Fiscal Management Services  
 Date: 15 July, 2020

Approved by:  
  
**J. EDUARDO MALAYA**  
 Undersecretary for Administration  
 (By Authority of the Secretary of Foreign Affairs)  
 Date: 15 July, 2020