








| Particulars                              | UACS CODE | Appropriations            |                                            |                          | Allotments          |                                                        |               | Current Year Obligations |                           |                             |                            | Current Year Disbursements  |                            |                          |                             | Balances                   |                             |                            |                          |                  |                        |                                                    |                         |
|------------------------------------------|-----------|---------------------------|--------------------------------------------|--------------------------|---------------------|--------------------------------------------------------|---------------|--------------------------|---------------------------|-----------------------------|----------------------------|-----------------------------|----------------------------|--------------------------|-----------------------------|----------------------------|-----------------------------|----------------------------|--------------------------|------------------|------------------------|----------------------------------------------------|-------------------------|
|                                          |           | Authorized Appropriations | Adjustments (Transfer From, Modifications) | Adjusted Appropriations  | Allotments Received | Adjustments (Reductions, Modifications, Augmentations) | Transfer From | Transfer To              | Adjusted Total Allotments | 1st Quarter Ending March 31 | 2nd Quarter Ending June 30 | 3rd Quarter Ending Sept. 30 | 4th Quarter Ending Dec. 31 | TOTAL                    | 1st Quarter Ending March 31 | 2nd Quarter Ending June 30 | 3rd Quarter Ending Sept. 30 | 4th Quarter Ending Dec. 31 | TOTAL                    | Unreleased Appro | Unobligated Allotments | Unpaid Obligations (15-20)+(23+24) Not Yet Due and |                         |
| 1                                        | 2         | 3                         | 4                                          | 5=(3+4)                  | 6                   | 7                                                      | 8             | 9                        | 10=(8+9)                  | 11                          | 12                         | 13                          | 14                         | 15=(11+12+13+14)         | 16                          | 17                         | 18                          | 19                         | 20=(16+17+18+19)         | 21               | 22                     | 23                                                 | 24                      |
| III. Special Purpose Fund                |           |                           | 38,538,939.00                              | 38,538,939.00            |                     | 38,538,939.00                                          |               |                          | 38,538,939.00             | 19,303,233.37               | 19,238,704.41              |                             |                            | 38,538,937.78            | 17,457,379.49               | 12,594,098.76              |                             |                            | 30,051,478.25            |                  |                        | 1.22                                               | 8,487,459.53            |
| Contingent Fund                          |           |                           | 4,781,000.00                               | 4,781,000.00             |                     | 4,781,000.00                                           |               |                          | 4,781,000.00              |                             | 4,781,000.00               |                             |                            | 4,781,000.00             |                             |                            |                             |                            |                          |                  |                        |                                                    | 4,781,000.00            |
| MOOE                                     | 2A        |                           | 4,781,000.00                               | 4,781,000.00             |                     | 4,781,000.00                                           |               |                          | 4,781,000.00              |                             | 4,781,000.00               |                             |                            | 4,781,000.00             |                             |                            |                             |                            |                          |                  |                        |                                                    | 4,781,000.00            |
| Miscellaneous Personnel Benefits Fund    |           |                           |                                            |                          |                     |                                                        |               |                          |                           |                             |                            |                             |                            |                          |                             |                            |                             |                            |                          |                  |                        |                                                    |                         |
| PS                                       |           |                           | 33,757,939.00                              | 33,757,939.00            |                     | 33,757,939.00                                          |               |                          | 33,757,939.00             | 19,303,233.37               | 14,454,704.41              |                             |                            | 33,757,937.78            | 17,457,379.49               | 12,594,098.76              |                             |                            | 30,051,478.25            |                  |                        | 1.22                                               | 3,709,459.53            |
| Personnel and Gratuity Fund              |           |                           | 33,757,939.00                              | 33,757,939.00            |                     | 33,757,939.00                                          |               |                          | 33,757,939.00             | 19,303,233.37               | 14,454,704.41              |                             |                            | 33,757,937.78            | 17,457,379.49               | 12,594,098.76              |                             |                            | 30,051,478.25            |                  |                        | 1.22                                               | 3,709,459.53            |
| PS                                       | 1B        |                           | 33,757,939.00                              | 33,757,939.00            |                     | 33,757,939.00                                          |               |                          | 33,757,939.00             | 19,303,233.37               | 14,454,704.41              |                             |                            | 33,757,937.78            | 17,457,379.49               | 12,594,098.76              |                             |                            | 30,051,478.25            |                  |                        | 1.22                                               | 3,709,459.53            |
| Unprogrammed Funds - Bayanhan 3s One Act |           |                           |                                            |                          |                     |                                                        |               |                          |                           |                             |                            |                             |                            |                          |                             |                            |                             |                            |                          |                  |                        |                                                    |                         |
| MOOE                                     |           |                           |                                            |                          |                     |                                                        |               |                          |                           |                             |                            |                             |                            |                          |                             |                            |                             |                            |                          |                  |                        |                                                    |                         |
| Sub-Total III. Special Purpose Fund      |           |                           | 38,538,939.00                              | 38,538,939.00            |                     | 38,538,939.00                                          |               |                          | 38,538,939.00             | 19,303,233.37               | 19,238,704.41              |                             |                            | 38,538,937.78            | 17,457,379.49               | 12,594,098.76              |                             |                            | 30,051,478.25            |                  |                        | 1.22                                               | 8,487,459.53            |
| MOOE                                     |           |                           | 33,757,939.00                              | 33,757,939.00            |                     | 33,757,939.00                                          |               |                          | 33,757,939.00             | 19,303,233.37               | 14,454,704.41              |                             |                            | 33,757,937.78            | 17,457,379.49               | 12,594,098.76              |                             |                            | 30,051,478.25            |                  |                        | 1.22                                               | 3,709,459.53            |
| FINEX                                    |           |                           | 4,781,000.00                               | 4,781,000.00             |                     | 4,781,000.00                                           |               |                          | 4,781,000.00              |                             | 4,781,000.00               |                             |                            | 4,781,000.00             |                             |                            |                             |                            |                          |                  |                        |                                                    | 4,781,000.00            |
| CO                                       |           |                           |                                            |                          |                     |                                                        |               |                          |                           |                             |                            |                             |                            |                          |                             |                            |                             |                            |                          |                  |                        |                                                    |                         |
| <b>GRAND TOTAL</b>                       |           |                           | <b>22,468,184,001.00</b>                   | <b>22,504,733,940.00</b> |                     | <b>22,504,733,940.00</b>                               |               |                          | <b>22,504,733,940.00</b>  | <b>20,196,685,998.00</b>    | <b>20,234,234,937.00</b>   |                             |                            | <b>20,234,234,937.00</b> | <b>8,726,086,444.84</b>     | <b>1,940,862,945.34</b>    |                             |                            | <b>19,665,938,380.18</b> |                  |                        |                                                    | <b>5,430,312,880.14</b> |
| PS                                       |           |                           | 8,913,407,000.00                           | 8,913,407,000.00         |                     | 8,913,407,000.00                                       |               |                          | 8,913,407,000.00          | 4,755,833,126.31            | 791,269,289.18             |                             |                            | 8,904,547,939.00         | 4,755,833,126.31            | 1,461,397,390.76           |                             |                            | 2,877,733,527.05         |                  |                        | 1.22                                               | 2,629,369,048.94        |
| MOOE                                     |           |                           | 12,014,054,007.00                          | 12,014,054,007.00        |                     | 12,014,054,007.00                                      |               |                          | 12,014,054,007.00         | 9,889,916,998.00            | 9,894,597,998.00           |                             |                            | 9,894,597,998.00         | 3,950,480,080.46            | 1,290,147,391.11           |                             |                            | 4,886,461,562.31         |                  |                        | 1.22                                               | 2,558,391,791.72        |
| FINEX                                    |           |                           | 24,232,000.00                              | 24,232,000.00            |                     | 24,232,000.00                                          |               |                          | 24,232,000.00             | 23,278,000.00               | 3,884,280.73               |                             |                            | 28,927,953.58            | 5,667,337.99                | 2,707,917.89               |                             |                            | 8,275,255.68             |                  |                        |                                                    | 14,171,212.82           |
| CO                                       |           |                           | 1,514,501,000.00                           | 1,514,501,000.00         |                     | 1,514,501,000.00                                       |               |                          | 1,514,501,000.00          |                             | 289,927,953.58             |                             |                            | 289,927,953.58           |                             | 38,927,146.71              |                             |                            | 38,927,146.71            |                  |                        |                                                    | 231,000,908.87          |

Certified Correct:  
  
 RACHEL M. OCA  
 Budget Officer

Certified Correct:  
  
 FELISA F. MACARAIG  
 Chief Accountant

Recommending Approval:  
  
 MYLA GRACE RAGENIA C. MACAHILIG  
 ASSISTANT SECRETARY, OENIS

Approved by:  
 For the Secretary of Foreign Affairs:  
  
 ANTONIO A. MORALES  
 Acting Undersecretary for Administration



STATEMENT OF APPROPRIATIONS, ALLOTMENTS, OBLIGATIONS, DISBURSEMENTS AND BALANCES  
 As of 30 June 2021

FAR 1A - Regular Appropriations

| Particulars                                                                        | UACS CODE | Appropriations            |                                                             | Allotments              |                                        |             |                   | Obligations         |                             |                            |                             | Disbursements              |                  |                             |                            | Balances                    |                            |                  |                           |                        |                                       |                            |   |
|------------------------------------------------------------------------------------|-----------|---------------------------|-------------------------------------------------------------|-------------------------|----------------------------------------|-------------|-------------------|---------------------|-----------------------------|----------------------------|-----------------------------|----------------------------|------------------|-----------------------------|----------------------------|-----------------------------|----------------------------|------------------|---------------------------|------------------------|---------------------------------------|----------------------------|---|
|                                                                                    |           | Authorized Appropriations | Adjustments (Transfer To/From Appropriations/Modifications) | Adjusted Appropriations | Adjustments (Reductions/Modifications) | Transfer To | Transfer From     | Adjusted Allotments | 1st Quarter Ending March 31 | 2nd Quarter Ending June 30 | 3rd Quarter Ending Sept. 30 | 4th Quarter Ending Dec. 31 | TOTAL            | 1st Quarter Ending March 31 | 2nd Quarter Ending June 30 | 3rd Quarter Ending Sept. 30 | 4th Quarter Ending Dec. 31 | TOTAL            | Unreleased Appropriations | Unobligated Allotments | Unpaid Obligations Due and Demandable | Not Yet Due and Demandable |   |
| SUMMARY                                                                            | 1         | 22,486,194,001.00         | 40,947,970.66                                               | 22,527,136,971.66       | 40,947,970.66                          | -           | 20,238,628,968.66 | 8,725,085,414.84    | 1,340,852,946.34            | -                          | -                           | 10,699,956,297.56          | 2,702,050,665.39 | 2,533,514,934.65            | 5,265,616,978.29           | 2,270,508,003.00            | 9,570,690,608.48           | 5,534,079,319.67 | 2,270,508,003.00          | 9,570,690,608.48       | 5,534,079,319.67                      | -                          | - |
| A. AGENCY SPECIFIC BUDGET                                                          | 2         | 22,259,891,001.00         | 2,409,031.66                                                | 22,262,290,032.66       | 2,409,031.66                           | -           | 19,991,883,029.66 | 8,654,375,058.97    | 1,371,245,961.82            | -                          | -                           | 10,525,620,461.79          | 2,681,856,784.55 | 2,520,874,831.73            | 5,202,731,618.28           | 2,270,508,003.00            | 9,466,262,607.87           | 5,322,888,803.51 | 2,270,508,003.00          | 9,466,262,607.87       | 5,322,888,803.51                      | -                          | - |
| Personnel Services                                                                 |           | 8,797,200,000.00          | 0.00                                                        | 8,797,200,000.00        | 0.00                                   | -           | 8,564,383,000.00  | 4,685,322,720.94    | 686,442,666.66              | -                          | -                           | 5,371,565,437.50           | 1,396,142,055.45 | 1,448,287,389.84            | 2,944,899,445.29           | 1,428,817,000.00            | 3,192,817,662.40           | 2,526,665,924.31 | 1,428,817,000.00          | 3,192,817,662.40       | 2,526,665,924.31                      | -                          | - |
| Salaries and Wages                                                                 |           | 2,430,061,000.00          | 1,936,916.19                                                | 2,431,997,916.19        | 1,936,916.19                           | -           | 2,431,997,916.19  | 835,153,662.19      | 447,924,670.51              | -                          | -                           | 1,283,078,332.70           | 517,254,738.27   | 528,294,965.61              | 1,148,919,583.49           | 1,148,919,583.49            | 1,148,919,583.49           | 237,528,628.82   | 1,148,919,583.49          | 1,148,919,583.49       | 237,528,628.82                        | -                          | - |
| Basic Salary - Civilian                                                            |           | 1,718,408,000.00          | 1,596,083.81                                                | 1,719,994,083.81        | 1,596,083.81                           | -           | 1,719,994,083.81  | 433,537,179.84      | 445,268,869.13              | -                          | -                           | 878,806,048.97             | 433,537,179.84   | 437,936,906.64              | 871,464,086.48             | 871,464,086.48              | 871,464,086.48             | 184,888,687.22   | 871,464,086.48            | 871,464,086.48         | 184,888,687.22                        | -                          | - |
| Salaries and Wages - Casual/Contractual                                            |           | 711,653,000.00            | 7,900,000.00                                                | 719,553,000.00          | 7,900,000.00                           | -           | 719,553,000.00    | 401,616,482.35      | 2,655,801.38                | -                          | -                           | 404,272,283.73             | 83,717,558.43    | 90,368,058.97               | 174,085,617.40             | 174,085,617.40              | 174,085,617.40             | 315,280,716.27   | 174,085,617.40            | 315,280,716.27         | 230,186,666.33                        | -                          | - |
| Other Compensation                                                                 |           | 5,921,679,000.00          | (1,936,916.19)                                              | 5,919,742,083.81        | (1,936,916.19)                         | -           | 5,919,742,083.81  | 3,843,705,551.79    | 1,487,759,250.24            | -                          | -                           | 3,992,462,802.03           | 878,887,317.18   | 847,757,163.62              | 1,726,644,480.50           | 1,927,279,281.78            | 1,927,279,281.78           | 2,265,818,321.23 | 1,927,279,281.78          | 1,927,279,281.78       | 2,265,818,321.23                      | -                          | - |
| PESA - Civilian                                                                    |           | 46,824,000.00             | -                                                           | 46,824,000.00           | -                                      | -           | 46,824,000.00     | 8,971,553.70        | 9,116,508.20                | -                          | -                           | 18,089,061.90              | 8,971,553.70     | 8,725,271.73                | 17,648,280.60              | 17,648,280.60               | 17,648,280.60              | 440,781.30       | 17,648,280.60             | 17,648,280.60          | 440,781.30                            | -                          | - |
| Representation Allowance (RA)                                                      |           | 19,650,000.00             | -                                                           | 19,650,000.00           | -                                      | -           | 19,650,000.00     | 2,018,135.00        | 3,056,132.50                | -                          | -                           | 5,074,267.50               | 2,018,135.00     | 1,027,000.00                | 3,045,135.00               | 3,045,135.00                | 3,045,135.00               | 2,039,125.00     | 3,045,135.00              | 3,045,135.00           | 2,039,125.00                          | -                          | - |
| Transportation Allowance (TA)                                                      |           | 18,966,000.00             | -                                                           | 18,966,000.00           | -                                      | -           | 18,966,000.00     | 1,464,784.09        | 2,158,353.33                | -                          | -                           | 3,623,137.42               | 1,464,784.09     | 731,500.00                  | 2,158,284.09               | 2,158,284.09                | 2,158,284.09               | 1,426,852.33     | 2,158,284.09              | 2,158,284.09           | 1,426,852.33                          | -                          | - |
| Clothing/Uniform Allowance - Civilian                                              |           | 11,706,000.00             | -                                                           | 11,706,000.00           | -                                      | -           | 11,706,000.00     | 8,549,560.54        | 271,097.93                  | -                          | -                           | 8,820,658.47               | 3,549,560.54     | 86,317.58                   | 8,635,878.12               | 8,635,878.12                | 8,635,878.12               | 184,780.35       | 8,635,878.12              | 8,635,878.12           | 184,780.35                            | -                          | - |
| Subistence Allowance - Magra Carta for Public Health Workers under R.A. 7305       |           | -                         | 8,200.00                                                    | 8,200.00                | -                                      | -           | 8,200.00          | -                   | 3,800.00                    | -                          | -                           | 3,800.00                   | -                | 3,800.00                    | 3,800.00                   | 3,800.00                    | 3,800.00                   | -                | 3,800.00                  | 3,800.00               | -                                     | -                          | - |
| Laundry Allowance - Magra Carta Benefits for Public Health Workers under R.A. 7305 |           | -                         | 1,118.13                                                    | 1,118.13                | -                                      | -           | 1,118.13          | -                   | 518.15                      | -                          | -                           | 518.15                     | -                | 518.15                      | 518.15                     | 518.15                      | 518.15                     | -                | 518.15                    | 518.15                 | -                                     | -                          | - |
| Overseas Allowance - Civilian                                                      |           | 5,510,579,000.00          | (7,900,000.00)                                              | 5,502,679,000.00        | (7,900,000.00)                         | -           | 5,502,679,000.00  | 3,821,749,530.22    | 111,735,704.17              | -                          | -                           | 3,810,013,826.05           | 857,074,070.85   | 714,417,460.35              | 1,571,491,551.20           | 1,571,491,551.20            | 1,571,491,551.20           | 2,238,522,294.85 | 1,571,491,551.20          | 1,571,491,551.20       | 2,238,522,294.85                      | -                          | - |
| HP - Magra Carta Benefits for Public Health Workers under R.A. 7305                |           | -                         | 116,000.00                                                  | 116,000.00              | -                                      | -           | 116,000.00        | -                   | 57,661.80                   | -                          | -                           | 57,661.80                  | -                | 57,661.80                   | 57,661.80                  | 57,661.80                   | 57,661.80                  | -                | 57,661.80                 | 57,661.80              | -                                     | -                          | - |
| Hazard Pay                                                                         |           | -                         | 3,334,500.00                                                | 3,334,500.00            | -                                      | -           | 3,334,500.00      | 499,500.00          | 1,393,500.00                | -                          | -                           | 499,500.00                 | 1,393,500.00     | 1,393,500.00                | 1,393,500.00               | 1,393,500.00                | 1,393,500.00               | -                | 1,393,500.00              | 1,393,500.00           | -                                     | -                          | - |
| Overseas Pay                                                                       |           | -                         | 449,498.24                                                  | 449,498.24              | -                                      | -           | 449,498.24        | 449,498.24          | 358,268.83                  | -                          | -                           | 449,498.24                 | 358,268.83       | 358,268.83                  | 358,268.83                 | 358,268.83                  | 358,268.83                 | -                | 358,268.83                | 358,268.83             | -                                     | -                          | - |
| Night-shift Differential Pay                                                       |           | -                         | 53,767.44                                                   | 53,767.44               | -                                      | -           | 53,767.44         | -                   | -                           | -                          | -                           | -                          | -                | -                           | -                          | -                           | -                          | -                | -                         | -                      | -                                     | -                          | - |
| Bonus - Civilian                                                                   |           | 143,202,000.00            | -                                                           | 143,202,000.00          | -                                      | -           | 143,202,000.00    | -                   | -                           | -                          | -                           | -                          | -                | -                           | -                          | -                           | -                          | -                | -                         | -                      | -                                     | -                          | - |
| Cash Gift - Civilian                                                               |           | 13,775,000.00             | -                                                           | 13,775,000.00           | -                                      | -           | 13,775,000.00     | -                   | -                           | -                          | -                           | -                          | -                | -                           | -                          | -                           | -                          | -                | -                         | -                      | -                                     | -                          | - |
| Collective Negotiation Agreement Incentive - Civilian                              |           | -                         | -                                                           | -                       | -                                      | -           | -                 | -                   | -                           | -                          | -                           | -                          | -                | -                           | -                          | -                           | -                          | -                | -                         | -                      | -                                     | -                          | - |
| Productivity Enhancement Incentive - Civilian                                      |           | 13,775,000.00             | -                                                           | 13,775,000.00           | -                                      | -           | 13,775,000.00     | -                   | -                           | -                          | -                           | -                          | -                | -                           | -                          | -                           | -                          | -                | -                         | -                      | -                                     | -                          | - |
| Performance Based Bonus - Civilian                                                 |           | -                         | -                                                           | -                       | -                                      | -           | -                 | -                   | -                           | -                          | -                           | -                          | -                | -                           | -                          | -                           | -                          | -                | -                         | -                      | -                                     | -                          | - |
| Mid-Year Bonus - Civilian                                                          |           | 143,202,000.00            | 2,000,000.00                                                | 145,202,000.00          | 2,000,000.00                           | -           | 145,202,000.00    | 144,437,381.00      | 121,314,133.01              | -                          | -                           | 144,437,381.00             | 121,314,133.01   | 121,314,133.01              | 121,314,133.01             | 121,314,133.01              | 121,314,133.01             | 764,609.00       | 145,202,000.00            | 145,202,000.00         | 764,609.00                            | -                          | - |
| Personal Benefit Contributions                                                     |           | 20,293,000.00             | -                                                           | 20,293,000.00           | -                                      | -           | 20,293,000.00     | 6,265,565.96        | 6,264,910.79                | -                          | -                           | 12,530,476.75              | -                | -                           | 1,655,800.00               | 1,655,800.00                | 1,655,800.00               | 1,655,800.00     | 1,655,800.00              | 1,655,800.00           | 1,655,800.00                          | -                          | - |
| PhilHealth - Civilian                                                              |           | 3,310,000.00              | -                                                           | 3,310,000.00            | -                                      | -           | 3,310,000.00      | 825,400.00          | 830,400.00                  | -                          | -                           | 825,400.00                 | 830,400.00       | 830,400.00                  | 830,400.00                 | 830,400.00                  | 830,400.00                 | 830,400.00       | 830,400.00                | 830,400.00             | 830,400.00                            | -                          | - |
| PhilHealth - Civilian                                                              |           | 13,673,000.00             | -                                                           | 13,673,000.00           | -                                      | -           | 13,673,000.00     | 4,510,856.96        | 4,587,210.79                | -                          | -                           | 9,097,867.75               | 4,510,856.96     | 4,587,210.79                | 9,097,867.75               | 9,097,867.75                | 9,097,867.75               | 9,097,867.75     | 9,097,867.75              | 9,097,867.75           | 9,097,867.75                          | -                          | - |
| ECP - Civilian                                                                     |           | 3,310,000.00              | -                                                           | 3,310,000.00            | -                                      | -           | 3,310,000.00      | 929,500.00          | 847,300.00                  | -                          | -                           | 1,776,800.00               | -                | -                           | 1,776,800.00               | 1,776,800.00                | 1,776,800.00               | 1,776,800.00     | 1,776,800.00              | 1,776,800.00           | 1,776,800.00                          | -                          | - |
| Other Personnel Benefits                                                           |           | 335,167,000.00            | -                                                           | 335,167,000.00          | -                                      | -           | 335,167,000.00    | 192,350,000.00      | 83,499,835.12               | -                          | -                           | 83,499,835.12              | -                | -                           | 72,705,280.61              | 72,705,280.61               | 72,705,280.61              | 72,705,280.61    | 72,705,280.61             | 72,705,280.61          | 72,705,280.61                         | -                          | - |
| Retirement Gratuity - Civilian                                                     |           | -                         | -                                                           | -                       | -                                      | -           | -                 | -                   | -                           | -                          | -                           | -                          | -                | -                           | -                          | -                           | -                          | -                | -                         | -                      | -                                     | -                          | - |
| Terminal Leave Benefits - Civilian                                                 |           | 138,049,000.00            | -                                                           | 138,049,000.00          | -                                      | -           | 138,049,000.00    | 83,499,835.12       | 83,499,835.12               | -                          | -                           | 83,499,835.12              | -                | -                           | 72,705,280.61              | 72,705,280.61               | 72,705,280.61              | 72,705,280.61    | 72,705,280.61             | 72,705,280.61          | 72,705,280.61                         | -                          | - |
| Lump-sum for Personnel Services                                                    |           | -                         | -                                                           | -                       | -                                      | -           | -                 | -                   | -                           | -                          | -                           | -                          | -                | -                           | -                          | -                           | -                          | -                | -                         | -                      | -                                     | -                          | - |
| Lump-sum for Step Increments - Length of Service                                   |           | 4,301,000.00              | -                                                           | 4,301,000.00            | -                                      | -           | 4,301,000.00      | -                   | -                           | -                          | -                           | -                          | -                | -                           | -                          | -                           | -                          | -                | -                         | -                      | -                                     | -                          | - |
| Loyalty Award - Civilian                                                           |           | -                         | -                                                           | -                       | -                                      | -           | -                 | -                   | -                           | -                          | -                           | -                          | -                | -                           | -                          | -                           | -                          | -                | -                         | -                      | -                                     | -                          | - |
| Other Personnel Benefits                                                           |           | 142,817,000.00            | -                                                           | 142,817,000.00          | -                                      | -           | 142,817,000.00    | -                   | -                           | -                          | -                           | -                          | -                | -                           | -                          | -                           | -                          | -                | -                         | -                      | -                                     | -                          | - |
| Maintenance and Other Operating Expenses                                           | 2         | 12,014,054,001.00         | -                                                           | 12,014,054,001.00       | -                                      | -           | 9,889,816,998.00  | 9,889,811,998.00    | 3,950,490,080.46            | 911,192,881.85             | -                           | 4,861,680,962.31           | 1,280,147,391.11 | 1,030,482,379.48            | 2,310,629,770.59           | 2,124,237,009.00            | 5,028,129,039.69           | 2,551,053,191.72 | 2,124,237,009.00          | 5,028,129,039.69       | 2,551,053,191.72                      | -                          | - |
| Traveling Expenses - Local                                                         |           | 1,024,121,000.00          | 308,634.75                                                  | 1,024,429,634.75        | 308,634.75                             | -           | 908,038,634.75    | 407,924,651.32      | 47,349,161.09               | -                          | -                           | 455,273,812.41             | 26,614,203.20    | 36,393,111.32               | 63,007,314.52              | 116,391,000.00              | 452,764,815.34             | 392,266,503.89   | 1,024,429,634.75          | 452,764,815.34         | 392,266,503.89                        | -                          | - |
| Traveling Expenses - Foreign                                                       |           | 999,338,000.00            | 3,094,366.75                                                | 1,002,432,366.75        | 3,094,366.75                           | -           | 884,536,000.00    | 887,520,366.75      | 407,590,851.32              | 47,236,957.99              | -                           | 454,317,208.41             | 26,606,113.40    | 36,372,224.75               | 62,978,348.15              | 114,802,000.00              | 432,803,158.24             | 391,838,860.36   | 999,338,000.00            | 432,803,158.24         | 391,838,860.36                        | -                          | - |
| Training and Scholarship Expenses                                                  |           | 3,501,070,000.00          | (57,293,051.17)                                             | 3,443,776,948.83        | (57,293,051.17)                        | -           | 1,801,325,000.00  | 1,231,051,948.83    | 59,617,607.01               | 3,181,438.35               | -                           | 649,419,73                 | 2,087,549.03     | 2,087,549.03                | 149,745,000.00             | 60,232,                     |                            |                  |                           |                        |                                       |                            |   |



| Particulars                                      | UACS CODE   | Authorized Appropriations | Appropriations                              |                         | Adjustments Received | Allotments     |             | Obligations         |                             |                            |                            | Disbursements             |        |                             |                            | Balances                   |                           | Unreleased Appropriations | Unobligated Allotments | Due and Demandable | Net Yet Due and Demandable |
|--------------------------------------------------|-------------|---------------------------|---------------------------------------------|-------------------------|----------------------|----------------|-------------|---------------------|-----------------------------|----------------------------|----------------------------|---------------------------|--------|-----------------------------|----------------------------|----------------------------|---------------------------|---------------------------|------------------------|--------------------|----------------------------|
|                                                  |             |                           | Transfer To/From, Modifications/Adjustments | Adjusted Appropriations |                      | Transfer From  | Transfer To | Adjusted Allotments | 1st Quarter Ending March 31 | 2nd Quarter Ending June 30 | 3rd Quarter Ending Sept 30 | 4th Quarter Ending Dec 31 | TOTAL  | 1st Quarter Ending March 31 | 2nd Quarter Ending June 30 | 3rd Quarter Ending Sept 30 | 4th Quarter Ending Dec 31 |                           |                        |                    |                            |
| Utility Expenses                                 | 5020400000  | 204,855,000.00            | 3,000                                       | 4,000                   | 563,442.59           | 199,824,000.00 | 6,000       | 7,000               | 10,000                      | 21,765,420.59              | 141,595,024.49             | 11,105,602.80             | 13,000 | 14,000                      | 152,700,627.29             | 11,089,786.23              | 22,758,525.08             | 21,510,000.00             | 33,848,542.31          | 68,885,793.30      | 118,852,984.98             |
| Water Expenses                                   | 5020401000  | 45,212,000.00             | -                                           | -                       | 44,289,125.09        | 44,003,000.00  | -           | -                   | -                           | 42,992,125.09              | 29,586,620.89              | 2,130,725.40              | -      | -                           | 31,717,574.29              | 1,551,800.52               | 5,063,653.87              | 16,270,907.05             | 24,822,036.74          | 86,050,270.26      | 25,102,120.89              |
| Electricity Expenses                             | 5020402000  | 157,711,000.00            | -                                           | -                       | 143,909,649.50       | 155,082,000.00 | -           | -                   | -                           | 169,919,649.50             | 104,185,557.80             | 6,692,848.40              | -      | -                           | 110,730,407.00             | 8,551,119.69               | 16,270,907.05             | 24,822,036.74             | 86,050,270.26          | 25,102,120.89      |                            |
| Gas/Heating Expenses                             | 5020403000  | 1,392,000.00              | -                                           | -                       | 6,365,646.00         | 1,392,000.00   | -           | -                   | -                           | 1,392,000.00               | 7,827,646.00               | 2,282,000.00              | -      | -                           | 10,104,646.00              | 996,896.02                 | 1,424,196.15              | 42,890,363.47             | 6,188,000.00           | 193,000.00         |                            |
| Communication Expenses                           | 5020500000  | 296,173,000.00            | -                                           | -                       | 41,016,625.49        | 289,985,000.00 | -           | -                   | -                           | 331,001,625.49             | 184,714,116.37             | 14,616,134.89             | -      | -                           | 199,329,251.26             | 14,391,180.90              | 28,499,182.57             | 28,499,182.57             | 42,890,363.47          | 156,438,887.79     | 156,438,887.79             |
| Postage and Courier Services                     | 5020501000  | 80,409,000.00             | -                                           | -                       | 26,968,393.21        | 78,899,000.00  | -           | -                   | -                           | 105,521,393.21             | 51,524,022.02              | 11,134,996.73             | -      | -                           | 66,655,020.95              | 4,732,889.52               | 1,795,980.07              | 2,633,795.04              | 4,449,736.11           | 505,000.00         |                            |
| Mobile                                           | 50205020-01 | 61,506,000.00             | -                                           | -                       | 12,277,628.48        | 61,000,000.00  | -           | -                   | -                           | 65,295,136.85              | 43,555,018.52              | 898,579.00                | -      | -                           | 44,554,172.29              | 3,134,993.77               | 4,566,444.87              | 4,566,444.87              | 7,001,378.64           | 1,897,000.00       |                            |
| Internet Subscription Expenses                   | 5020503000  | 64,696,000.00             | -                                           | -                       | 67,892,136.85        | 67,892,000.00  | -           | -                   | -                           | 43,055,656.12              | 43,055,656.12              | 798,174.74                | -      | -                           | 45,177,248.27              | 4,463,274.80               | 4,566,444.87              | 4,566,444.87              | 6,777,520.09           | 1,968,000.00       |                            |
| Cable, Satellite, Telegraph and Radio Expenses   | 5020504000  | 23,443,000.00             | -                                           | -                       | 14,637,815.75        | 23,185,000.00  | -           | -                   | -                           | 43,105,656.12              | 2,071,612.25               | 314,414.30                | -      | -                           | 45,177,248.27              | 4,463,274.80               | 4,566,444.87              | 4,566,444.87              | 6,777,520.09           | 1,968,000.00       |                            |
| Confidential, Intelligence and Extraordinary     | 5021000000  | 53,792,000.00             | -                                           | -                       | 264,000.00           | 53,612,000.00  | -           | -                   | -                           | 22,126,908.16              | 9,074,442.16               | 19,054,000.00             | -      | -                           | 31,750,000.00              | 32,950,000.00              | 18,977,000.00             | 18,977,000.00             | 32,540,000.00          | 180,000.00         |                            |
| Confidential                                     | 5021001000  | 50,000,000.00             | -                                           | -                       | 264,000.00           | 50,000,000.00  | -           | -                   | -                           | 53,976,000.00              | 13,796,000.00              | 19,054,000.00             | -      | -                           | 31,750,000.00              | 32,950,000.00              | 18,977,000.00             | 18,977,000.00             | 32,540,000.00          | 180,000.00         |                            |
| Extraordinary and Miscellaneous Expenses         | 5021009000  | 3,792,000.00              | -                                           | -                       | 4,056,000.00         | 3,612,000.00   | -           | -                   | -                           | 3,976,000.00               | 296,000.00                 | 804,000.00                | -      | -                           | 1,100,000.00               | 63,000.00                  | 727,000.00                | 727,000.00                | 790,000.00             | 180,000.00         |                            |
| Professional Services                            | 5021100000  | 443,229,000.00            | -                                           | -                       | 438,818,431.90       | 439,359,000.00 | -           | -                   | -                           | 434,848,431.90             | 93,866,371.23              | 46,065,919.78             | -      | -                           | 139,932,291.01             | 7,861,976.92               | 14,918,085.39             | 14,871,121.49             | 21,343,903.53          | 3,870,000.00       |                            |
| Legal Services                                   | 5021101000  | 213,482,000.00            | -                                           | -                       | 209,870,458.00       | 213,482,000.00 | -           | -                   | -                           | 203,370,458.00             | 18,092,135.80              | 25,564,888.03             | -      | -                           | 43,677,008.83              | 1,376,695.00               | 8,104.52                  | 8,104.52                  | 13,983,795.52          | 3,870,000.00       |                            |
| Accounting Services                              | 5021102000  | 1,759,000.00              | -                                           | -                       | 1,202,622.00         | 1,759,000.00   | -           | -                   | -                           | 1,502,622.00               | 393,441.88                 | 127,670.88                | -      | -                           | 3,209,800.00               | 13,499.88                  | 38,959.38                 | 38,959.38                 | 52,359.26              | 1,897,000.00       |                            |
| ICT/Consultancy Services                         | 50211030-01 | 14,840,000.00             | -                                           | -                       | 11,630,200.00        | 14,840,000.00  | -           | -                   | -                           | 3,209,800.00               | 3,209,800.00               | 66,398.04                 | -      | -                           | 11,480,006.28              | 6,472,782.04               | 14,871,121.49             | 14,871,121.49             | 21,343,903.53          | 3,870,000.00       |                            |
| ICT/Consultancy Services                         | 50211030-02 | 40,781,000.00             | -                                           | -                       | 17,376,019.73        | 40,781,000.00  | -           | -                   | -                           | 203,260,571.62             | 60,757,387.81              | 20,286,976.83             | -      | -                           | 81,044,363.64              | 6,472,782.04               | 14,871,121.49             | 14,871,121.49             | 21,343,903.53          | 3,870,000.00       |                            |
| Other Professional Services                      | 5021199000  | 172,367,000.00            | -                                           | -                       | 207,130,571.62       | 168,479,000.00 | -           | -                   | -                           | 471,095,471.62             | 278,987,199.14             | 29,332,310.88             | -      | -                           | 308,319,510.02             | 37,553,563.77              | 63,754,609.16             | 63,754,609.16             | 101,318,172.93         | 7,447,000.00       |                            |
| General Services                                 | 5022000000  | 14,693,000.00             | -                                           | -                       | 14,693,000.00        | 14,693,000.00  | -           | -                   | -                           | 13,471,445.62              | 10,784,080.25              | 11,098,404.55             | -      | -                           | 11,098,404.55              | 884,090.24                 | 931,088.70                | 931,088.70                | 1,815,180.94           | 1,897,000.00       |                            |
| Environmental/Scientific Services                | 5022101000  | 110,058,000.00            | -                                           | -                       | 118,712,582.48       | 110,058,000.00 | -           | -                   | -                           | 138,770,582.48             | 66,465,922.49              | 1,621,210.00              | -      | -                           | 65,304,582.49              | 5,387,311.37               | 7,347,707.63              | 7,347,707.63              | 12,735,029.00          | 67,000.00          |                            |
| Janitorial Services                              | 5022102000  | 221,244,000.00            | -                                           | -                       | 244,404,424.80       | 221,244,000.00 | -           | -                   | -                           | 244,404,424.80             | 121,917,663.76             | 29,400,990.51             | -      | -                           | 151,335,494.27             | 25,629,991.24              | 48,673,750.09             | 48,673,750.09             | 73,657,793.33          | 63,566,000.00      |                            |
| Security Services                                | 5022103000  | 12,311,000.00             | -                                           | -                       | 7,027,841.76         | 12,311,000.00  | -           | -                   | -                           | 7,027,841.76               | 7,566,905.85               | 1,538,964.90              | -      | -                           | 15,138,494.27              | 4,078,841.76               | 213,692.72                | 213,692.72                | 621,587.53             | 99,065,990.53      |                            |
| Other General Services - ICT Services            | 50221990-01 | 79,423,000.00             | -                                           | -                       | 5,445,176.95         | 79,423,000.00  | -           | -                   | -                           | 77,421,176.95              | 73,252,656.79              | 3,907,240.16              | -      | -                           | 6,118,650.00               | 5,590,260.00               | 6,918,371.02              | 6,918,371.02              | 12,508,632.03          | 7,447,000.00       |                            |
| Other General Services                           | 50221990-02 | 225,698,000.00            | -                                           | -                       | 29,932,019.17        | 225,698,000.00 | -           | -                   | -                           | 194,699,980.83             | 153,522,131.74             | 16,667,866.41             | -      | -                           | 151,954,796.33             | 5,837,637.16               | 10,824,215.50             | 10,824,215.50             | 16,667,866.41          | 977,000.00         |                            |
| Repairs and Maintenance - Furniture and Fixtures | 50231000-01 | 89,667,000.00             | -                                           | -                       | 89,667,000.00        | 89,443,000.00  | -           | -                   | -                           | 80,744,887.68              | 55,123,057.07              | 1,869,450.39              | -      | -                           | 4,475,416.68               | 3,267,665.59               | 7,464,056.35              | 7,464,056.35              | 10,720,321.94          | 224,000.00         |                            |
| Buildings                                        | 50231000-02 | 12,735,027.77             | -                                           | -                       | 12,735,027.77        | 12,735,027.77  | -           | -                   | -                           | 12,735,027.77              | 12,735,027.77              | 600,000.00                | -      | -                           | 12,735,027.77              | 2,667,031.58               | 556,724.88                | 556,724.88                | 903,756.46             | 224,000.00         |                            |
| Manufacture                                      | 50231050-01 | 1,875,000.00              | -                                           | -                       | 950,355.00           | 1,875,000.00   | -           | -                   | -                           | 883,355.00                 | 572,355.00                 | 100,000.00                | -      | -                           | 627,355.00                 | 10,247,908.48              | 349,758.09                | 519,505.15                | 859,263.24             | 67,000.00          |                            |
| Office Equipment and Communication Technology    | 50231050-02 | 2,638,000.00              | -                                           | -                       | 10,757,908.48        | 2,638,000.00   | -           | -                   | -                           | 10,757,908.48              | 10,792,408.48              | 154,500.00                | -      | -                           | 10,247,908.48              | 349,758.09                 | 519,505.15                | 519,505.15                | 859,263.24             | 67,000.00          |                            |
| Information and Communication Technology         | 50231050-03 | 46,671,000.00             | -                                           | -                       | 18,810,733.27        | 46,671,000.00  | -           | -                   | -                           | 18,765,998.38              | 8,744,021.65               | 293,711.62                | -      | -                           | 9,037,733.27               | 219,724.98                 | 111,041.07                | 111,041.07                | 330,772.05             | 45,000.00          |                            |
| Communication Equipment                          | 50231050-07 | 490,000.00                | -                                           | -                       | 4,139,003.85         | 490,000.00     | -           | -                   | -                           | 4,629,003.85               | 4,458,003.85               | 139,000.00                | -      | -                           | 4,099,003.85               | 27,035.96                  | 36,515.61                 | 36,515.61                 | 63,551.57              | 530,000.00         |                            |
| Military, Police and Security Equipment          | 50231050-10 | 497,000.00                | -                                           | -                       | 4,139,003.85         | 497,000.00     | -           | -                   | -                           | 4,629,003.85               | 4,458,003.85               | 139,000.00                | -      | -                           | 4,099,003.85               | 27,035.96                  | 36,515.61                 | 36,515.61                 | 63,551.57              | 530,000.00         |                            |
| Other Machinery and Equipment                    | 50231050-99 | 11,631,000.00             | -                                           | -                       | 4,139,003.85         | 11,631,000.00  | -           | -                   | -                           | 4,010,957.34               | 2,411,957.14               | 275,000.00                | -      | -                           | 2,686,957.14               | 23,218.42                  | 61,224.19                 | 61,224.19                 | 84,442.51              | 148,000.00         |                            |
| Motor Vehicles                                   | 50231060-01 | 42,781,000.00             | -                                           | -                       | 2,190,857.61         | 42,781,000.00  | -           | -                   | -                           | 44,880,857.61              | 43,992,395.75              | 1,146,382.64              | -      | -                           | 43,806,113.11              | 1,594,059.03               | 2,006,092.44              | 2,006,092.44              | 3,990,146.57           | 91,000.00          |                            |
| Other Transportation Equipment                   | 50231060-99 | 1,577,000.00              | -                                           | -                       | 1,577,000.00         | 1,577,000.00   | -           | -                   | -                           | 7,576,742.03               | 6,991,397.03               | 4,865,655.00              | -      | -                           | 6,504,742.03               | 25,763.84                  | 50,541.54                 | 50,541.54                 | 75,305.38              | 273,000.00         |                            |
| Repairs and Maintenance - Furniture and Fixtures | 5023107000  | 12,464,000.00             | -                                           | -                       | 7,849,742.03         | 12,191,000.00  | -           | -                   | -                           | 1,181,000.00               | 1,181,000.00               | 200,000.00                | -      | -                           | 1,181,000.00               | 1,181,000.00               | 200,000.00                | 200,000.00                | 200,000.00             | 1,072,000.00       |                            |
| Repairs and Maintenance - Leased Assets          | 5023108000  | 3,088,000.00              | -                                           | -                       | 1,197,000.00         | 3,088,000.00   | -           | -                   | -                           | 1,181,000.00               | 1,181,000.00               | 200,000.00                | -      | -                           | 1,181,000.00               | 1,181,000.00               | 200,000.00                | 200,000.00                | 200,000.00             | 1,072,000.00       |                            |
| Buildings and Other Structures                   | 50231080-01 | 951,000.00                | -                                           | -                       | 2,000,000.00         | 951,000.00     | -           | -                   | -                           | 2,000,000.00               | 2,000,000.00               | 40,000.00                 | -      | -                           | 555,000.00                 | 555,000.00                 | 34,350.30                 | 34,350.30                 | 34,350.30              | 2,000,000.00       |                            |
| Machinery and Equipment                          | 50231080-02 | 751,000.00                | -                                           | -                       | 97,000.00            | 751,000.00     | -           | -                   | -                           | 555,000.00                 | 555,000.00                 | 40,000.00                 | -      | -                           | 600,000.00                 | 600,000.00                 | 13,543.11                 | 13,543.11                 | 13,543.11              | 248,000.00         |                            |
| Transportation Equipment                         | 50231080-03 | 424,000.00                | -                                           | -                       | 3,140,000.00         | 424,000.00     | -           | -                   | -                           | 3,664,000.00               | 3,564,000.00               | 1,200,000.00              | -      | -                           | 3,564,000.00               | 8,145.56                   | 8,145.56                  | 8,145.56                  | 8,145.56               | 200,000.00         |                            |
| ICT Machinery and Equipment                      | 50231080-99 | -                         | -                                           | -                       | 200,000.00           | -              | -           | -                   | -                           | 200,000.00                 | 200,000.00                 | 200,000.00                | -      | -                           | 200,000.00                 | 200,000.00                 | 200,000.00                | 200,000.00                | 200,000.00             | 200,000.00         |                            |
| Other Leased Assets Improvements                 | 50231090-99 | -                         | -                                           | -                       | 200,000.00           | -              | -           | -                   | -                           | 200,000.00                 | 200,000.00                 | 200,000.00                | -      | -                           | 200,000.00                 | 200,000.00                 | 200,000.00                | 200,000.00                | 200,000.00             | 200,000.00         |                            |
| Other Machinery and Equipment                    | 50231310-99 | 10,103,000.00             | -                                           | -                       | 1,495                |                |             |                     |                             |                            |                            |                           |        |                             |                            |                            |                           |                           |                        |                    |                            |



| Particulars                                        | UACS CODE         | Authorized Appropriations | Adjustments (Transfer To/From, Modifications/ Augmentations) | Adjusted Appropriations  | Allotments Received      | Allotments                                             |                          |                          |                          | Obligations                 |                            |                            |                           | Disbursements           |                             |                            |                            | Balances                  |                         |                           |                         |                                       |                            |                       |                       |
|----------------------------------------------------|-------------------|---------------------------|--------------------------------------------------------------|--------------------------|--------------------------|--------------------------------------------------------|--------------------------|--------------------------|--------------------------|-----------------------------|----------------------------|----------------------------|---------------------------|-------------------------|-----------------------------|----------------------------|----------------------------|---------------------------|-------------------------|---------------------------|-------------------------|---------------------------------------|----------------------------|-----------------------|-----------------------|
|                                                    |                   |                           |                                                              |                          |                          | Adjustments (Reductions/ Modifications/ Augmentations) | Transfer To              | Transfer From            | Adjusted Allotments      | 1st Quarter Ending March 31 | 2nd Quarter Ending June 30 | 3rd Quarter Ending Sept 30 | 4th Quarter Ending Dec 31 | TOTAL                   | 1st Quarter Ending March 31 | 2nd Quarter Ending June 30 | 3rd Quarter Ending Sept 30 | 4th Quarter Ending Dec 31 | TOTAL                   | Unreleased Appropriations | Unobligated Allotments  | Unpaid Obligations Due and Demandable | Not Yet Due and Demandable |                       |                       |
| 1                                                  | 2                 | 3.00                      | 4.00                                                         | 5=(3+4)                  | 6.00                     | 7.00                                                   | 8.00                     | 9.00                     | 10=(6+7)                 | 11.00                       | 12.00                      | 13.00                      | 14.00                     | 15=(11+12+13+14)        | 16.00                       | 17.00                      | 18.00                      | 19.00                     | 20=(16+17+18+19)        | 21=(5-10)                 | 22=(10-15)              | 23.00                                 | 24.00                      |                       |                       |
| Capital Outlays                                    |                   | 1,514,501,000.00          | -                                                            | 1,514,501,000.00         | 1,512,001,000.00         | -                                                      | -                        | -                        | 1,512,001,000.00         | -                           | 269,927,953.58             | -                          | -                         | 269,927,953.58          | -                           | 38,927,146.71              | -                          | -                         | 38,927,146.71           | 2,500,000.00              | 1,242,073,046.42        | 231,000,806.87                        | -                          | -                     |                       |
| Property, Plant and Equipment Outlay               | 5060400000        | 1,514,501,000.00          | -                                                            | 1,514,501,000.00         | 1,512,001,000.00         | -                                                      | -                        | -                        | 1,512,001,000.00         | -                           | 269,927,953.58             | -                          | -                         | 269,927,953.58          | -                           | 38,927,146.71              | -                          | -                         | 38,927,146.71           | 2,500,000.00              | 1,242,073,046.42        | 231,000,806.87                        | -                          | -                     |                       |
| Land                                               | 50604010-01       | 556,794,000.00            | -                                                            | 556,794,000.00           | 556,794,000.00           | -                                                      | -                        | -                        | 556,794,000.00           | -                           | 36,841,000.77              | -                          | -                         | 36,841,000.77           | -                           | 27,638,274.17              | -                          | -                         | 27,638,274.17           | -                         | -                       | 9,202,728.60                          | -                          | -                     |                       |
| Other Infrastructure Assets                        | 50604030-99       | -                         | -                                                            | -                        | -                        | -                                                      | -                        | -                        | -                        | -                           | -                          | -                          | -                         | -                       | -                           | -                          | -                          | -                         | -                       | -                         | -                       | -                                     | -                          | -                     |                       |
| Other Structures                                   | 50604040-99       | -                         | -                                                            | -                        | -                        | -                                                      | -                        | -                        | -                        | -                           | -                          | -                          | -                         | -                       | -                           | -                          | -                          | -                         | -                       | -                         | -                       | -                                     | -                          | -                     |                       |
| Buildings                                          | 50604040-01       | 813,452,000.00            | (71,000,000.00)                                              | 742,452,000.00           | 813,452,000.00           | (71,000,000.00)                                        | -                        | -                        | 742,452,000.00           | -                           | 233,086,950.81             | -                          | -                         | 233,086,950.81          | -                           | 11,288,872.54              | -                          | -                         | 11,288,872.54           | -                         | 509,365,049.19          | 221,798,078.27                        | -                          | -                     |                       |
| Machinery                                          | 50604050-01       | -                         | -                                                            | -                        | -                        | -                                                      | -                        | -                        | -                        | -                           | -                          | -                          | -                         | -                       | -                           | -                          | -                          | -                         | -                       | -                         | -                       | -                                     | -                          | -                     |                       |
| Office Equipment                                   | 50604050-02       | -                         | 71,000,000.00                                                | 71,000,000.00            | -                        | 71,000,000.00                                          | -                        | -                        | 71,000,000.00            | -                           | -                          | -                          | -                         | -                       | -                           | -                          | -                          | -                         | -                       | -                         | 71,000,000.00           | -                                     | -                          | -                     |                       |
| Information and Communication Technology Equipment | 50604050-03       | 6,000,000.00              | -                                                            | 6,000,000.00             | 6,000,000.00             | -                                                      | -                        | -                        | 6,000,000.00             | -                           | -                          | -                          | -                         | -                       | -                           | -                          | -                          | -                         | -                       | -                         | 6,000,000.00            | -                                     | -                          | -                     |                       |
| Communication Equipment                            | 50604050-07       | -                         | -                                                            | -                        | -                        | -                                                      | -                        | -                        | -                        | -                           | -                          | -                          | -                         | -                       | -                           | -                          | -                          | -                         | -                       | -                         | -                       | -                                     | -                          | -                     |                       |
| Military, Police and Security Equipment            | 50604050-10       | -                         | -                                                            | -                        | -                        | -                                                      | -                        | -                        | -                        | -                           | -                          | -                          | -                         | -                       | -                           | -                          | -                          | -                         | -                       | -                         | -                       | -                                     | -                          | -                     |                       |
| Military, Police and Security Equipment            | 50604050-15       | -                         | -                                                            | -                        | -                        | -                                                      | -                        | -                        | -                        | -                           | -                          | -                          | -                         | -                       | -                           | -                          | -                          | -                         | -                       | -                         | -                       | -                                     | -                          | -                     |                       |
| ICT Software                                       | 50604050-15       | -                         | -                                                            | -                        | -                        | -                                                      | -                        | -                        | -                        | -                           | -                          | -                          | -                         | -                       | -                           | -                          | -                          | -                         | -                       | -                         | -                       | -                                     | -                          | -                     |                       |
| Other Machinery and Equipment                      | 50604050-99       | -                         | -                                                            | -                        | -                        | -                                                      | -                        | -                        | -                        | -                           | -                          | -                          | -                         | -                       | -                           | -                          | -                          | -                         | -                       | -                         | -                       | -                                     | -                          | -                     |                       |
| Motor Vehicles                                     | 50604060-01       | 138,255,000.00            | -                                                            | 138,255,000.00           | 138,755,000.00           | -                                                      | -                        | -                        | 138,755,000.00           | -                           | -                          | -                          | -                         | -                       | -                           | -                          | -                          | -                         | -                       | -                         | 2,500,000.00            | 138,755,000.00                        | -                          | -                     | -                     |
| Furniture and Fixtures                             | 50604070-01       | -                         | -                                                            | -                        | -                        | -                                                      | -                        | -                        | -                        | -                           | -                          | -                          | -                         | -                       | -                           | -                          | -                          | -                         | -                       | -                         | -                       | -                                     | -                          | -                     |                       |
| Books                                              | 50604070-02       | -                         | -                                                            | -                        | -                        | -                                                      | -                        | -                        | -                        | -                           | -                          | -                          | -                         | -                       | -                           | -                          | -                          | -                         | -                       | -                         | -                       | -                                     | -                          | -                     |                       |
| Other Property, Plant and Equipment                | 50604090-99       | -                         | -                                                            | -                        | -                        | -                                                      | -                        | -                        | -                        | -                           | -                          | -                          | -                         | -                       | -                           | -                          | -                          | -                         | -                       | -                         | -                       | -                                     | -                          | -                     |                       |
| <b>B. AUTOMATIC APPROPRIATIONS</b>                 | <b>5010301000</b> | <b>206,207,000.00</b>     | -                                                            | <b>206,207,000.00</b>    | <b>206,207,000.00</b>    | -                                                      | -                        | -                        | <b>206,207,000.00</b>    | -                           | <b>51,407,122.50</b>       | -                          | -                         | <b>51,407,122.50</b>    | -                           | <b>101,779,000.61</b>      | -                          | -                         | <b>101,779,000.61</b>   | <b>2,736,501.35</b>       | <b>2,736,501.35</b>     | <b>98,996,597.10</b>                  | <b>104,427,999.39</b>      | <b>98,996,597.10</b>  | <b>104,427,999.39</b> |
| Retirement and Life Insurance Premiums             | 1A                | 206,207,000.00            | -                                                            | 206,207,000.00           | 206,207,000.00           | -                                                      | -                        | -                        | 206,207,000.00           | -                           | 51,407,122.50              | -                          | -                         | 51,407,122.50           | -                           | 101,779,000.61             | -                          | -                         | 101,779,000.61          | 2,736,501.35              | 2,736,501.35            | 98,996,597.10                         | 104,427,999.39             | 98,996,597.10         |                       |
| <b>C. SPECIAL PURPOSE FUNDS</b>                    |                   | <b>38,538,939.00</b>      | -                                                            | <b>38,538,939.00</b>     | <b>38,538,939.00</b>     | -                                                      | -                        | -                        | <b>38,538,939.00</b>     | -                           | <b>19,303,233.37</b>       | -                          | -                         | <b>19,303,233.37</b>    | -                           | <b>72,298,875.56</b>       | -                          | -                         | <b>72,298,875.56</b>    | <b>17,457,379.49</b>      | <b>12,594,098.76</b>    | <b>60,102,955.50</b>                  | <b>1,221</b>               | <b>12,193,219.06</b>  |                       |
| Contingent Fund                                    | 2a                | 4,781,000.00              | -                                                            | 4,781,000.00             | 4,781,000.00             | -                                                      | -                        | -                        | 4,781,000.00             | -                           | 4,781,000.00               | -                          | -                         | 4,781,000.00            | -                           | 4,781,000.00               | -                          | -                         | 4,781,000.00            | -                         | -                       | 4,781,000.00                          | -                          | -                     |                       |
| Subsides - Others                                  | 5021499000        | 4,781,000.00              | -                                                            | 4,781,000.00             | 4,781,000.00             | -                                                      | -                        | -                        | 4,781,000.00             | -                           | 4,781,000.00               | -                          | -                         | 4,781,000.00            | -                           | 4,781,000.00               | -                          | -                         | 4,781,000.00            | -                         | -                       | 4,781,000.00                          | -                          | -                     |                       |
| Donations                                          | 5029908000        | -                         | -                                                            | -                        | -                        | -                                                      | -                        | -                        | -                        | -                           | -                          | -                          | -                         | -                       | -                           | -                          | -                          | -                         | -                       | -                         | -                       | -                                     | -                          | -                     |                       |
| Miscellaneous Personal Benefits Fund               |                   |                           |                                                              |                          |                          |                                                        |                          |                          |                          |                             |                            |                            |                           |                         |                             |                            |                            |                           |                         |                           |                         |                                       |                            |                       |                       |
| Lump-sum for Compensation Adjustment               | 50104990-06       | -                         | -                                                            | -                        | -                        | -                                                      | -                        | -                        | -                        | -                           | -                          | -                          | -                         | -                       | -                           | -                          | -                          | -                         | -                       | -                         | -                       | -                                     | -                          | -                     |                       |
| Lump-sum for Filling of Positions - Civilian       | 50104990-07       | -                         | -                                                            | -                        | -                        | -                                                      | -                        | -                        | -                        | -                           | -                          | -                          | -                         | -                       | -                           | -                          | -                          | -                         | -                       | -                         | -                       | -                                     | -                          | -                     |                       |
| Lump-sum for Step Increments - Length of Service   | 50104990-10       | -                         | -                                                            | -                        | -                        | -                                                      | -                        | -                        | -                        | -                           | -                          | -                          | -                         | -                       | -                           | -                          | -                          | -                         | -                       | -                         | -                       | -                                     | -                          | -                     |                       |
| Other Personal Benefits                            | 50104990-99       | -                         | -                                                            | -                        | -                        | -                                                      | -                        | -                        | -                        | -                           | -                          | -                          | -                         | -                       | -                           | -                          | -                          | -                         | -                       | -                         | -                       | -                                     | -                          | -                     |                       |
| Basic Salary                                       | 50101010-01       | -                         | -                                                            | -                        | -                        | -                                                      | -                        | -                        | -                        | -                           | -                          | -                          | -                         | -                       | -                           | -                          | -                          | -                         | -                       | -                         | -                       | -                                     | -                          | -                     |                       |
| Monetization                                       | 5.0105E+11        | -                         | -                                                            | -                        | -                        | -                                                      | -                        | -                        | -                        | -                           | -                          | -                          | -                         | -                       | -                           | -                          | -                          | -                         | -                       | -                         | -                       | -                                     | -                          | -                     |                       |
| Pension and Gratuity Fund                          |                   |                           |                                                              |                          |                          |                                                        |                          |                          |                          |                             |                            |                            |                           |                         |                             |                            |                            |                           |                         |                           |                         |                                       |                            |                       |                       |
| Other Personal Benefits                            | 5010400000        | -                         | 33,757,939.00                                                | 33,757,939.00            | 33,757,939.00            | -                                                      | -                        | -                        | 33,757,939.00            | -                           | 19,303,233.37              | -                          | -                         | 19,303,233.37           | -                           | 67,515,875.56              | -                          | -                         | 67,515,875.56           | 17,457,379.49             | 12,594,098.76           | 30,051,478.25                         | 1,221                      | 7,412,919.06          |                       |
| Terminal Leave Benefits - Civilian                 | 50104030-01       | -                         | 33,757,939.00                                                | 33,757,939.00            | 33,757,939.00            | -                                                      | -                        | -                        | 33,757,939.00            | -                           | 14,454,704.41              | -                          | -                         | 14,454,704.41           | -                           | 33,757,937.78              | -                          | -                         | 33,757,937.78           | 17,457,379.49             | 12,594,098.76           | 30,051,478.25                         | 1,221                      | 3,706,453.53          |                       |
| Unprogrammed Funds - Baytihan as One Act           |                   |                           |                                                              |                          |                          |                                                        |                          |                          |                          |                             |                            |                            |                           |                         |                             |                            |                            |                           |                         |                           |                         |                                       |                            |                       |                       |
| Subsides - Others                                  | 5021499000        | -                         | -                                                            | -                        | -                        | -                                                      | -                        | -                        | -                        | -                           | -                          | -                          | -                         | -                       | -                           | -                          | -                          | -                         | -                       | -                         | -                       | -                                     | -                          | -                     |                       |
| <b>GRAND TOTAL</b>                                 |                   | <b>22,466,194,001.00</b>  | <b>38,538,939.00</b>                                         | <b>22,504,732,940.00</b> | <b>20,135,685,998.00</b> | <b>38,538,939.00</b>                                   | <b>20,234,224,937.00</b> | <b>20,135,685,998.00</b> | <b>20,234,224,937.00</b> | <b>8,725,085,414.84</b>     | <b>1,940,852,945.34</b>    | <b>10,665,938,560.38</b>   | <b>10,665,938,560.38</b>  | <b>2,702,050,665.39</b> | <b>2,533,514,834.65</b>     | <b>5,235,565,500.04</b>    | <b>2,270,508,003.00</b>    | <b>9,570,695,608.48</b>   | <b>5,430,372,860.14</b> | <b>2,270,508,003.00</b>   | <b>1,242,073,046.42</b> | <b>231,000,806.87</b>                 | <b>1,242,073,046.42</b>    | <b>231,000,806.87</b> |                       |
| PS                                                 |                   | 8,913,407,000.00          | 33,757,939.00                                                | 8,947,164,939.00         | 8,770,590,000.00         | 33,757,939.00                                          | 8,804,347,939.00         | 8,770,590,000.00         | 8,804,347,939.00         | 4,755,833,126.31            | 751,269,249.18             | 5,507,102,375.99           | 5,507,102,375.99          | 1,416,535,936.29        | 1,461,397,390.76            | 2,877,733,367.05           | 1,442,817,000.00           | 3,297,245,585.01          | 2,629,369,048.94        | 1,442,817,000.00          | 3,028,134,035.69        | 2,555,834,191.72                      | 2,555,834,191.72           | 2,555,834,191.72      |                       |
| MOOE                                               |                   | 12,014,054,001.00         | 4,781,000.00                                                 | 12,018,835,001.00        | 9,889,816,998.00         | 4,781,000.00                                           | 9,894,597,998.00         | 9,889,816,998.00         | 9,894,597,998.00         | 3,950,490,080.46            | 915,973,881.95             | 4,866,463,962.31           | 4,866,463,962.31          | 1,280,147,391.11        | 1,090,482,379.48            | 2,310,629,770.99           | 2,124,237,003.00           | 3,242,965.36              | 2,555,834,191.72        | 2,124,237,003.00          | 5,028,134,035.69        | 2,555,834,191.72                      | 2,555,834,191.72           |                       |                       |
| FINEX                                              |                   | 24,232,000.00             | -                                                            | 24,232,000.00            | 23,278,000.00            | -                                                      | 23,278,000.00            | 23,278,000.00            | 23,278,000.00            | 18,762,207.57               | 3,681,860.73               | 22,444,068.30              | 22,444,068.30             | 5,567,337.99            | 2,707,917.69                | 8,275,255.88               | 954,000.00                 | 14,168,812.62             | 14,168,812.62           | 954,000.00                | 1,242,073,046.42        | 231,000,806.87                        | 231,000,806.87             |                       |                       |
| CO                                                 |                   | 1,514,501,000.00          | -                                                            | 1,514,501,000.00         | 1,512,001,000.00         | -                                                      | 1,512,001,000.00         | 1,512,001,000.00         | 1,512,001,000.00         | 269,927,953.58              | -                          | 269,927,953.58             | 269,927,953.58            | -                       | 38,927,146.71               | -                          | -                          | 38,927,146.71             | 2,500,000.00            | 1,242,073,046.42          | 231,000,806.87          | -                                     | -                          |                       |                       |

Certified Correct:

*Rachel M. Osi*  
**RACHEL M. OSI**  
 Budget Officer

Certified Correct:

*Felisa Macaraig*  
**FELISA MACARAIG**  
 Chief Accountant

Recommending Approval:

*Myla Grace R. Argemina C. Macahilig*  
**MYLA GRACE ARGEMINA C. MACAHILIG**  
 Asst. Secretary, OFMS

Approved by:

*Antonio A. Morales*  
**ANTONIO A. MORALES**  
 Acting Undersecretary for Administration



LIST OF THE ALLOTMENTS AND SUB-ALLOTMENTS  
As at the Quarter ending 30 June 2021


Department: Department of Foreign Affairs (DFA)  
 Agency/Entity: Office of the Secretary  
 Operating Unit: Home Office  
 Organization Code: 12 001 1300085  
 Fund Cluster: 01 Regular Agency Fund and Continuing Appropriations  
 (e.g. UACS Fund Cluster: 01-Regular Agency Fund, 02-Foreign Assisted Projects Fund, 03-Special Account-locally Funded/Domestic Grants Fund, and 04-Special Account-Foreign Assisted/Foreign Grants Fund)


FAR1-B

| No.                                             | Number                                 | Date      | Description                                     | UACS Code | Allotments/Sub-Allotments received from DBM FY 2020 |                  |               |                  |                   |    |      |       |    |       | Allotments/Sub-Allotments received from CO/ROs/US |                  |               |                  |                   |                |      |       |    |       | Sub-Allotments to ROs/US |                  |               |                |                   |   |   |   |   |   | Total Allotments/Net of Sub-allotments |  |  |  |  |  |  |  |  |  |
|-------------------------------------------------|----------------------------------------|-----------|-------------------------------------------------|-----------|-----------------------------------------------------|------------------|---------------|------------------|-------------------|----|------|-------|----|-------|---------------------------------------------------|------------------|---------------|------------------|-------------------|----------------|------|-------|----|-------|--------------------------|------------------|---------------|----------------|-------------------|---|---|---|---|---|----------------------------------------|--|--|--|--|--|--|--|--|--|
|                                                 |                                        |           |                                                 |           | PS                                                  | MOOE             | FinEx         | CO               | Sub-Total         | PS | MOOE | FinEx | CO | TOTAL | PS                                                | MOOE             | FinEx         | CO               | TOTAL             | PS             | MOOE | FinEx | CO | TOTAL | PS                       | MOOE             | FinEx         | CO             | TOTAL             |   |   |   |   |   |                                        |  |  |  |  |  |  |  |  |  |
| A. Current Allotments received from DBM FY 2020 |                                        |           |                                                 |           |                                                     |                  |               |                  |                   |    |      |       |    |       |                                                   |                  |               |                  |                   |                |      |       |    |       |                          |                  |               |                |                   |   |   |   |   |   |                                        |  |  |  |  |  |  |  |  |  |
| 1                                               | COMPREHENSIVE RELEASE PER NBC 583      | 1/4/2021  | Specific Budget of National Government Agencies | 101101    | 8,564,383,000.00                                    | 8,163,904,001.00 | 23,278,000.00 | 585,628,000.00   | 17,337,191,001.00 | -  | -    | -     | -  | -     | 8,564,383,000.00                                  | 8,163,904,001.00 | 23,278,000.00 | 585,628,000.00   | 17,337,191,001.00 | -              | -    | -     | -  | -     | 8,564,383,000.00         | 8,163,904,001.00 | 23,278,000.00 | 585,628,000.00 | 17,337,191,001.00 | - | - | - | - | - |                                        |  |  |  |  |  |  |  |  |  |
| 2                                               | GENERAL ALLOTMENT RELEASE ORDER 2021-1 | 2/15/2021 | Retirement and Life Insurance Premiums          | 104102    | 206,207,000.00                                      | -                | -             | -                | 206,207,000.00    | -  | -    | -     | -  | -     | 206,207,000.00                                    | -                | -             | -                | -                 | 206,207,000.00 | -    | -     | -  | -     | -                        | -                | -             | -              | -                 | - | - | - | - | - | -                                      |  |  |  |  |  |  |  |  |  |
| 3                                               | SARO-BMB-D-21-0000525                  | 2/22/2021 | Pension and Gratuity Fund                       | 101407    | 19,303,234.00                                       | -                | -             | -                | 19,303,234.00     | -  | -    | -     | -  | -     | 19,303,234.00                                     | -                | -             | -                | -                 | 19,303,234.00  | -    | -     | -  | -     | -                        | -                | -             | -              | -                 | - | - | - | - | - | -                                      |  |  |  |  |  |  |  |  |  |
| 4                                               | SARO-BMB-D-21-0000565                  | 2/23/2021 | Specific Budget of National Government Agencies | 101101    | 2,043,732.00                                        | 2,043,732.00     | -             | -                | 4,087,464.00      | -  | -    | -     | -  | -     | 2,043,732.00                                      | 2,043,732.00     | -             | -                | 4,087,464.00      | -              | -    | -     | -  | -     | -                        | -                | -             | -              | -                 | - | - | - | - | - |                                        |  |  |  |  |  |  |  |  |  |
| 5                                               | SARO-BMB-D-21-0000702                  | 3/3/2021  | Pension and Gratuity Fund                       | 101407    | 14,454,705.00                                       | -                | -             | -                | 14,454,705.00     | -  | -    | -     | -  | -     | 14,454,705.00                                     | -                | -             | -                | -                 | 14,454,705.00  | -    | -     | -  | -     | -                        | -                | -             | -              | -                 | - | - | - | - | - | -                                      |  |  |  |  |  |  |  |  |  |
| 6                                               | SARO-BMB-D-21-0003061                  | 6/10/2021 | Specific Budget of National Government Agencies | 101101    | 45,791.00                                           | -                | -             | -                | 45,791.00         | -  | -    | -     | -  | -     | 45,791.00                                         | -                | -             | -                | -                 | 45,791.00      | -    | -     | -  | -     | -                        | -                | -             | -              | -                 | - | - | - | - | - | -                                      |  |  |  |  |  |  |  |  |  |
| 7                                               | SARO-BMB-D-21-0003088                  | 6/10/2021 | Specific Budget of National Government Agencies | 101101    | 45,791.00                                           | -                | -             | -                | 45,791.00         | -  | -    | -     | -  | -     | 45,791.00                                         | -                | -             | -                | -                 | 45,791.00      | -    | -     | -  | -     | -                        | -                | -             | -              | -                 | - | - | - | - | - | -                                      |  |  |  |  |  |  |  |  |  |
| 8                                               | SARO-BMB-D-21-0003018                  | 6/10/2021 | Contingent Fund                                 | 101402    | 4,781,000.00                                        | -                | -             | -                | 4,781,000.00      | -  | -    | -     | -  | -     | 4,781,000.00                                      | -                | -             | -                | -                 | 4,781,000.00   | -    | -     | -  | -     | -                        | -                | -             | -              | -                 | - | - | - | - | - | -                                      |  |  |  |  |  |  |  |  |  |
| 9                                               | SARO-BMB-D-21-0002401                  | 5/19/2021 | Specific Budget of National Government Agencies | 101101    | 297,491.00                                          | -                | -             | -                | 297,491.00        | -  | -    | -     | -  | -     | 297,491.00                                        | -                | -             | -                | -                 | 297,491.00     | -    | -     | -  | -     | -                        | -                | -             | -              | -                 | - | - | - | - | - | -                                      |  |  |  |  |  |  |  |  |  |
| 10                                              | SARO-BMB-D-21-0001811                  | 4/16/2021 | Specific Budget of National Government Agencies | 101101    | 926,375,000.00                                      | -                | -             | -                | 926,375,000.00    | -  | -    | -     | -  | -     | 926,375,000.00                                    | -                | -             | -                | -                 | 926,375,000.00 | -    | -     | -  | -     | -                        | -                | -             | -              | -                 | - | - | - | - | - | -                                      |  |  |  |  |  |  |  |  |  |
| 11                                              | SARO-BMB-D-21-0001812                  | 4/16/2021 | Specific Budget of National Government Agencies | 101101    | 444,983.00                                          | -                | -             | -                | 444,983.00        | -  | -    | -     | -  | -     | 444,983.00                                        | -                | -             | -                | -                 | 444,983.00     | -    | -     | -  | -     | -                        | -                | -             | -              | -                 | - | - | - | - | - | -                                      |  |  |  |  |  |  |  |  |  |
| 12                                              |                                        |           |                                                 |           |                                                     |                  |               |                  |                   |    |      |       |    |       |                                                   |                  |               |                  |                   |                |      |       |    |       |                          |                  |               |                |                   |   |   |   |   |   |                                        |  |  |  |  |  |  |  |  |  |
| 13                                              |                                        |           |                                                 |           |                                                     |                  |               |                  |                   |    |      |       |    |       |                                                   |                  |               |                  |                   |                |      |       |    |       |                          |                  |               |                |                   |   |   |   |   |   |                                        |  |  |  |  |  |  |  |  |  |
| 14                                              |                                        |           |                                                 |           |                                                     |                  |               |                  |                   |    |      |       |    |       |                                                   |                  |               |                  |                   |                |      |       |    |       |                          |                  |               |                |                   |   |   |   |   |   |                                        |  |  |  |  |  |  |  |  |  |
| 15                                              |                                        |           |                                                 |           |                                                     |                  |               |                  |                   |    |      |       |    |       |                                                   |                  |               |                  |                   |                |      |       |    |       |                          |                  |               |                |                   |   |   |   |   |   |                                        |  |  |  |  |  |  |  |  |  |
| Sub-Total Current Agency Specific Fund          |                                        |           |                                                 |           | 8,804,347,939.00                                    | 9,894,597,998.00 | 23,278,000.00 | 1,512,001,000.00 | 20,234,224,937.00 | -  | -    | -     | -  | -     | 8,804,347,939.00                                  | 9,894,597,998.00 | 23,278,000.00 | 1,512,001,000.00 | 20,234,224,937.00 | -              | -    | -     | -  | -     | -                        | -                | -             | -              | -                 | - | - | - | - | - | -                                      |  |  |  |  |  |  |  |  |  |

| B. Continuing Appropriations             |                                   |          |                                                 |        |                  |                   |               |                  |                   |   |   |   |   |   |              |                  |                   |                |                  |                   |   |   |   |   |   |   |   |   |   |   |   |   |   |   |
|------------------------------------------|-----------------------------------|----------|-------------------------------------------------|--------|------------------|-------------------|---------------|------------------|-------------------|---|---|---|---|---|--------------|------------------|-------------------|----------------|------------------|-------------------|---|---|---|---|---|---|---|---|---|---|---|---|---|---|
| 1                                        | COMPREHENSIVE RELEASE PER NBC 583 | 1/4/2021 | Specific Budget of National Government Agencies | 101101 | 3,510,667.50     | 3,770,950,064.49  | 1,167,643.87  | 705,952,745.60   | 4,481,581,121.46  | - | - | - | - | - | 3,510,667.50 | 3,770,950,064.49 | 1,167,643.87      | 705,952,745.60 | 4,481,581,121.46 | -                 | - | - | - | - | - | - | - | - | - | - | - | - | - | - |
| 2                                        |                                   |          |                                                 |        |                  |                   |               |                  |                   |   |   |   |   |   |              |                  |                   |                |                  |                   |   |   |   |   |   |   |   |   |   |   |   |   |   |   |
| 3                                        |                                   |          |                                                 |        |                  |                   |               |                  |                   |   |   |   |   |   |              |                  |                   |                |                  |                   |   |   |   |   |   |   |   |   |   |   |   |   |   |   |
| 4                                        |                                   |          |                                                 |        |                  |                   |               |                  |                   |   |   |   |   |   |              |                  |                   |                |                  |                   |   |   |   |   |   |   |   |   |   |   |   |   |   |   |
| 5                                        |                                   |          |                                                 |        |                  |                   |               |                  |                   |   |   |   |   |   |              |                  |                   |                |                  |                   |   |   |   |   |   |   |   |   |   |   |   |   |   |   |
| 6                                        |                                   |          |                                                 |        |                  |                   |               |                  |                   |   |   |   |   |   |              |                  |                   |                |                  |                   |   |   |   |   |   |   |   |   |   |   |   |   |   |   |
| 7                                        |                                   |          |                                                 |        |                  |                   |               |                  |                   |   |   |   |   |   |              |                  |                   |                |                  |                   |   |   |   |   |   |   |   |   |   |   |   |   |   |   |
| 8                                        |                                   |          |                                                 |        |                  |                   |               |                  |                   |   |   |   |   |   |              |                  |                   |                |                  |                   |   |   |   |   |   |   |   |   |   |   |   |   |   |   |
| 9                                        |                                   |          |                                                 |        |                  |                   |               |                  |                   |   |   |   |   |   |              |                  |                   |                |                  |                   |   |   |   |   |   |   |   |   |   |   |   |   |   |   |
| 10                                       |                                   |          |                                                 |        |                  |                   |               |                  |                   |   |   |   |   |   |              |                  |                   |                |                  |                   |   |   |   |   |   |   |   |   |   |   |   |   |   |   |
| 11                                       |                                   |          |                                                 |        |                  |                   |               |                  |                   |   |   |   |   |   |              |                  |                   |                |                  |                   |   |   |   |   |   |   |   |   |   |   |   |   |   |   |
| 12                                       |                                   |          |                                                 |        |                  |                   |               |                  |                   |   |   |   |   |   |              |                  |                   |                |                  |                   |   |   |   |   |   |   |   |   |   |   |   |   |   |   |
| Sub-Total Continuing Appropriations Fund |                                   |          |                                                 |        | 3,510,667.50     | 3,770,950,064.49  | 1,167,643.87  | 705,952,745.60   | 4,481,581,121.46  | - | - | - | - | - | 3,510,667.50 | 3,770,950,064.49 | 1,167,643.87      | 705,952,745.60 | 4,481,581,121.46 | -                 | - | - | - | - | - | - | - | - | - | - | - | - |   |   |
| Total Allotments                         |                                   |          |                                                 |        | 8,807,858,806.50 | 13,665,548,062.49 | 24,445,643.87 | 2,217,953,745.60 | 24,715,806,058.46 | - | - | - | - | - | -            | 8,807,858,806.50 | 13,665,548,062.49 | 24,445,643.87  | 2,217,953,745.60 | 24,715,806,058.46 | - | - | - | - | - | - | - | - | - | - | - | - | - |   |

Certified Correct:  
  
 RACHEL M. OSI  
 Budget Officer

Recommending Approval:  
  
 MYLA GRACE JAGENIA C. MACAHILIG  
 Assistant Secretary, OFMS

Approved by:  
 For the Secretary of Foreign Affairs  
  
 ANTONIO A. MORALES  
 Acting Undersecretary for Administration



Department of Foreign Affairs (DFA)  
 Office of the Secretary  
 Home Office  
 12 001 1300085  
 01 Regular Agency Fund  
 (6-9 UACS Fund Cluster: 01-Regular Agency Fund, 02-Foreign Assisted Projects Fund, 03-Special Account-Locally Funded/Domestic Grants Fund, and 04-Special Account-Foreign Assisted/Foreign Grants Fund)  
 RA 11520 CONTINUING Regular 2020

STATEMENT OF APPROPRIATIONS, ALLOTMENTS, OBLIGATIONS, DISBURSEMENTS AND BALANCES  
 As at the Quarter Ending 30 June 2021

FAR1 - FY 2020 Continuing Appropriations

| Particulars                                                                                  | UACS CODE            | Appropriations            |                                               |                         |                      | Allotments                                             |             |               |                            | Current Year Obligations    |                            |                             |                            | Current Year Disbursements |                             |                            |                             | Balances                   |                |                  |                         |                                    |                    |
|----------------------------------------------------------------------------------------------|----------------------|---------------------------|-----------------------------------------------|-------------------------|----------------------|--------------------------------------------------------|-------------|---------------|----------------------------|-----------------------------|----------------------------|-----------------------------|----------------------------|----------------------------|-----------------------------|----------------------------|-----------------------------|----------------------------|----------------|------------------|-------------------------|------------------------------------|--------------------|
|                                                                                              |                      | Authorized Appropriations | Adjustments (Transfer To/From, Modifications) | Adjusted Appropriations | Allocations Received | Adjustments (Reductions, Modifications, Augmentations) | Transfer To | Transfer From | Adjusted Total Allocations | 1st Quarter Ending March 31 | 2nd Quarter Ending June 30 | 3rd Quarter Ending Sept. 30 | 4th Quarter Ending Dec. 31 | TOTAL                      | 1st Quarter Ending March 31 | 2nd Quarter Ending June 30 | 3rd Quarter Ending Sept. 30 | 4th Quarter Ending Dec. 31 | TOTAL          | Unreleased Appro | Unobligated Allocations | Unpaid Obligations (15-20)=(23+24) | Due and Demandable |
| 1                                                                                            | 2                    | 3                         | 4                                             | 5                       | 6                    | 7                                                      | 8           | 9             | 10                         | 11                          | 12                         | 13                          | 14                         | 15                         | 16                          | 17                         | 18                          | 19                         | 20             | 21               | 22                      | 23                                 | 24                 |
| L.Agency Specific Budget                                                                     | 40000000000000000000 | 5,049,439,798.75          | -                                             | 5,049,439,798.75        | 4,140,699,113.75     | -                                                      | -           | -             | 4,140,699,113.75           | 81,644,125.04               | 2,211,263,223.98           | -                           | -                          | 2,292,207,349.02           | 510,364,809.53              | 510,364,809.53             | -                           | -                          | 510,364,809.53 | 908,747,685.00   | 1,488,381,782.73        | 1,281,942,239.49                   | -                  |
| General Administration and Support                                                           | 100000100001000      | 1,462,669,113.11          | -                                             | 1,462,669,113.11        | 1,107,499,113.11     | -                                                      | -           | -             | 1,107,499,113.11           | 30,953,019.11               | 42,538,156.49              | -                           | -                          | 73,491,175.60              | 19,018,918.44               | 19,018,918.44              | -                           | -                          | 19,018,918.44  | 355,170,000.00   | 1,034,007,937.51        | 54,472,257.16                      | -                  |
| General management and supervision                                                           | 100000100001000      | 1,462,669,113.11          | -                                             | 1,462,669,113.11        | 1,107,499,113.11     | -                                                      | -           | -             | 1,107,499,113.11           | 30,953,019.11               | 42,538,156.49              | -                           | -                          | 73,491,175.60              | 19,018,918.44               | 19,018,918.44              | -                           | -                          | 19,018,918.44  | 355,170,000.00   | 1,034,007,937.51        | 54,472,257.16                      | -                  |
| PS                                                                                           | 1                    | 3,510,667.50              | -                                             | 3,510,667.50            | 3,510,667.50         | -                                                      | -           | -             | 3,510,667.50               | 2,099,194.32                | 25,099,136.31              | -                           | -                          | 27,588,331.23              | 17,314,705.33               | 17,314,705.33              | -                           | -                          | 17,314,705.33  | 355,170,000.00   | 370,446,727.10          | 10,273,625.90                      | -                  |
| MOOE                                                                                         | 2                    | 753,205,058.33            | -                                             | 753,205,058.33          | 399,035,058.33       | -                                                      | -           | -             | 399,035,058.33             | 2,099,194.32                | 25,099,136.31              | -                           | -                          | 27,588,331.23              | 641.68                      | 641.68                     | -                           | -                          | 641.68         | 355,170,000.00   | 680,050,542.91          | 0.00                               | -                  |
| FINEK                                                                                        | 3                    | 641.68                    | -                                             | 641.68                  | 641.68               | -                                                      | -           | -             | 641.68                     | -                           | 641.68                     | -                           | -                          | 641.68                     | -                           | -                          | -                           | -                          | 641.68         | -                | 680,050,542.91          | 0.00                               | -                  |
| CO                                                                                           | 6                    | 705,952,745.60            | -                                             | 705,952,745.60          | 705,952,745.60       | -                                                      | -           | -             | 705,952,745.60             | 28,453,824.19               | 17,438,378.50              | -                           | -                          | 45,892,202.69              | 1,703,571.43                | 1,703,571.43               | -                           | -                          | 1,703,571.43   | -                | 680,050,542.91          | 0.00                               | -                  |
| Administration of Personnel Benefits                                                         | 100000100002000      | -                         | -                                             | -                       | -                    | -                                                      | -           | -             | -                          | -                           | -                          | -                           | -                          | -                          | -                           | -                          | -                           | -                          | -              | -                | -                       | -                                  | -                  |
| PS                                                                                           | 1                    | -                         | -                                             | -                       | -                    | -                                                      | -           | -             | -                          | -                           | -                          | -                           | -                          | -                          | -                           | -                          | -                           | -                          | -              | -                | -                       | -                                  | -                  |
| Sub-Total, General Administration and Support                                                | -                    | 1,462,669,113.11          | -                                             | 1,462,669,113.11        | 1,107,499,113.11     | -                                                      | -           | -             | 1,107,499,113.11           | 30,953,019.11               | 42,538,156.49              | -                           | -                          | 73,491,175.60              | 19,018,918.44               | 19,018,918.44              | -                           | -                          | 19,018,918.44  | 355,170,000.00   | 1,034,007,937.51        | 54,472,257.16                      | -                  |
| PS                                                                                           | 1                    | 3,510,667.50              | -                                             | 3,510,667.50            | 3,510,667.50         | -                                                      | -           | -             | 3,510,667.50               | 2,099,194.32                | 25,099,136.31              | -                           | -                          | 27,588,331.23              | 17,314,705.33               | 17,314,705.33              | -                           | -                          | 17,314,705.33  | 355,170,000.00   | 370,446,727.10          | 10,273,625.90                      | -                  |
| MOOE                                                                                         | 2                    | 753,205,058.33            | -                                             | 753,205,058.33          | 399,035,058.33       | -                                                      | -           | -             | 399,035,058.33             | 2,099,194.32                | 25,099,136.31              | -                           | -                          | 27,588,331.23              | 641.68                      | 641.68                     | -                           | -                          | 641.68         | 355,170,000.00   | 680,050,542.91          | 0.00                               | -                  |
| FINEK (if Applicable)                                                                        | -                    | 641.68                    | -                                             | 641.68                  | 641.68               | -                                                      | -           | -             | 641.68                     | -                           | 641.68                     | -                           | -                          | 641.68                     | -                           | -                          | -                           | -                          | 641.68         | -                | 680,050,542.91          | 0.00                               | -                  |
| CO                                                                                           | -                    | 705,952,745.60            | -                                             | 705,952,745.60          | 705,952,745.60       | -                                                      | -           | -             | 705,952,745.60             | 28,453,824.19               | 17,438,378.50              | -                           | -                          | 45,892,202.69              | 1,703,571.43                | 1,703,571.43               | -                           | -                          | 1,703,571.43   | -                | 680,050,542.91          | 0.00                               | -                  |
| Support to Operations                                                                        | 2000000000000000     | 2,205,866.11              | -                                             | 2,205,866.11            | 2,205,866.11         | -                                                      | -           | -             | 2,205,866.11               | -                           | -                          | -                           | -                          | -                          | -                           | -                          | -                           | -                          | -              | -                | -                       | -                                  | -                  |
| Legal Services                                                                               | 200000100001000      | 972,584.44                | -                                             | 972,584.44              | 972,584.44           | -                                                      | -           | -             | 972,584.44                 | -                           | -                          | -                           | -                          | -                          | -                           | -                          | -                           | -                          | -              | -                | -                       | -                                  | -                  |
| PS                                                                                           | 1                    | 972,584.44                | -                                             | 972,584.44              | 972,584.44           | -                                                      | -           | -             | 972,584.44                 | -                           | -                          | -                           | -                          | -                          | -                           | -                          | -                           | -                          | -              | -                | -                       | -                                  | -                  |
| MOOE                                                                                         | 2                    | -                         | -                                             | -                       | -                    | -                                                      | -           | -             | -                          | -                           | -                          | -                           | -                          | -                          | -                           | -                          | -                           | -                          | -              | -                | -                       | -                                  | -                  |
| Coordination, integration, planning and monitoring of foreign policy                         | 200000100002000      | 1,233,281.67              | -                                             | 1,233,281.67            | 1,233,281.67         | -                                                      | -           | -             | 1,233,281.67               | -                           | -                          | -                           | -                          | -                          | -                           | -                          | -                           | -                          | -              | -                | -                       | -                                  | -                  |
| PS                                                                                           | 1                    | 1,233,281.67              | -                                             | 1,233,281.67            | 1,233,281.67         | -                                                      | -           | -             | 1,233,281.67               | -                           | -                          | -                           | -                          | -                          | -                           | -                          | -                           | -                          | -              | -                | -                       | -                                  | -                  |
| MOOE                                                                                         | 2                    | 2,205,866.11              | -                                             | 2,205,866.11            | 2,205,866.11         | -                                                      | -           | -             | 2,205,866.11               | -                           | -                          | -                           | -                          | -                          | -                           | -                          | -                           | -                          | -              | -                | -                       | -                                  | -                  |
| Sub-Total, Support to Operations                                                             | -                    | 2,205,866.11              | -                                             | 2,205,866.11            | 2,205,866.11         | -                                                      | -           | -             | 2,205,866.11               | -                           | -                          | -                           | -                          | -                          | -                           | -                          | -                           | -                          | -              | -                | -                       | -                                  | -                  |
| PS                                                                                           | 1                    | 972,584.44                | -                                             | 972,584.44              | 972,584.44           | -                                                      | -           | -             | 972,584.44                 | -                           | -                          | -                           | -                          | -                          | -                           | -                          | -                           | -                          | -              | -                | -                       | -                                  | -                  |
| MOOE                                                                                         | 2                    | -                         | -                                             | -                       | -                    | -                                                      | -           | -             | -                          | -                           | -                          | -                           | -                          | -                          | -                           | -                          | -                           | -                          | -              | -                | -                       | -                                  | -                  |
| Coordination, integration, planning and monitoring of foreign policy                         | 200000100002000      | 1,233,281.67              | -                                             | 1,233,281.67            | 1,233,281.67         | -                                                      | -           | -             | 1,233,281.67               | -                           | -                          | -                           | -                          | -                          | -                           | -                          | -                           | -                          | -              | -                | -                       | -                                  | -                  |
| PS                                                                                           | 1                    | 1,233,281.67              | -                                             | 1,233,281.67            | 1,233,281.67         | -                                                      | -           | -             | 1,233,281.67               | -                           | -                          | -                           | -                          | -                          | -                           | -                          | -                           | -                          | -              | -                | -                       | -                                  | -                  |
| MOOE                                                                                         | 2                    | 2,205,866.11              | -                                             | 2,205,866.11            | 2,205,866.11         | -                                                      | -           | -             | 2,205,866.11               | -                           | -                          | -                           | -                          | -                          | -                           | -                          | -                           | -                          | -              | -                | -                       | -                                  | -                  |
| Sub-Total, Support to Operations                                                             | -                    | 2,205,866.11              | -                                             | 2,205,866.11            | 2,205,866.11         | -                                                      | -           | -             | 2,205,866.11               | -                           | -                          | -                           | -                          | -                          | -                           | -                          | -                           | -                          | -              | -                | -                       | -                                  | -                  |
| FINEK (if Applicable)                                                                        | -                    | -                         | -                                             | -                       | -                    | -                                                      | -           | -             | -                          | -                           | -                          | -                           | -                          | -                          | -                           | -                          | -                           | -                          | -              | -                | -                       | -                                  | -                  |
| Operations                                                                                   | 3000000000000000     | 3,584,561,817.53          | -                                             | 3,584,561,817.53        | 3,030,984,132.53     | -                                                      | -           | -             | 3,030,984,132.53           | 50,091,105.33               | 2,188,726,067.49           | -                           | -                          | 2,188,726,067.49           | 49,345,891.09               | 49,345,891.09              | -                           | -                          | 49,345,891.09  | 553,577,685.00   | 812,167,959.11          | 1,227,470,282.33                   | -                  |
| OO : Foreign relations strengthened to promote national development and DIPLOMACY PROGRAM    | 879,018,478.09       | -                         | -                                             | 879,018,478.09          | 698,366,793.09       | -                                                      | -           | -             | 698,366,793.09             | 49,994,565.33               | 18,382,819.59              | -                           | -                          | 68,377,385.52              | 57,366,505.32               | 57,366,505.32              | -                           | -                          | 57,366,505.32  | 180,651,685.00   | 629,989,407.57          | 11,010,880.20                      | -                  |
| DIPLOMACY PROGRAM                                                                            | 879,018,478.09       | -                         | -                                             | 879,018,478.09          | 698,366,793.09       | -                                                      | -           | -             | 698,366,793.09             | 49,994,565.33               | 18,382,819.59              | -                           | -                          | 68,377,385.52              | 57,366,505.32               | 57,366,505.32              | -                           | -                          | 57,366,505.32  | 180,651,685.00   | 629,989,407.57          | 11,010,880.20                      | -                  |
| Formulation, coordination and supervision of foreign policy                                  | 310100100001000      | 316,289,851.95            | -                                             | 316,289,851.95          | 315,175,166.95       | -                                                      | -           | -             | 315,175,166.95             | 49,994,565.33               | 12,647,708.20              | -                           | -                          | 62,642,274.13              | 53,795,704.88               | 53,795,704.88              | -                           | -                          | 53,795,704.88  | 1,114,685.00     | 282,532,892.82          | 8,846,669.45                       | -                  |
| PS                                                                                           | 1                    | 316,289,851.95            | -                                             | 316,289,851.95          | 315,175,166.95       | -                                                      | -           | -             | 315,175,166.95             | 49,994,565.33               | 12,647,708.20              | -                           | -                          | 62,642,274.13              | 53,795,704.88               | 53,795,704.88              | -                           | -                          | 53,795,704.88  | 1,114,685.00     | 282,532,892.82          | 8,846,669.45                       | -                  |
| MOOE                                                                                         | 2                    | -                         | -                                             | -                       | -                    | -                                                      | -           | -             | -                          | -                           | -                          | -                           | -                          | -                          | -                           | -                          | -                           | -                          | -              | -                | -                       | -                                  | -                  |
| Conduct of bilateral and multilateral relations in accordance with foreign policy directives | 310100100002000      | 582,728,828.14            | -                                             | 582,728,828.14          | 383,191,626.14       | -                                                      | -           | -             | 383,191,626.14             | -                           | 5,735,111.39               | -                           | -                          | 5,735,111.39               | 3,570,800.64                | 3,570,800.64               | -                           | -                          | 3,570,800.64   | 179,537,000.00   | 377,456,514.75          | 2,164,310.75                       | -                  |
| PS                                                                                           | 1                    | 117,718,000.00            | -                                             | 117,718,000.00          | 117,718,000.00       | -                                                      | -           | -             | 117,718,000.00             | -                           | 5,007,567.37               | -                           | -                          | 5,007,567.37               | 2,949,191.20                | 2,949,191.20               | -                           | -                          | 2,949,191.20   | 61,964,000.00    | 377,456,514.75          | 2,053,176.17                       | -                  |
| MOOE                                                                                         | 2                    | 443,827,882.12            | -                                             | 443,827,882.12          | 332,877,882.12       | -                                                      | -           | -             | 332,877,882.12             | -                           | 727,744.02                 | -                           | -                          | 727,744.02                 | 621,609.44                  | 621,609.44                 | -                           | -                          | 621,609.44     | 455,000.00       | -                       | (0.00)                             | -                  |
| FINEK                                                                                        | 3                    | 1,182,744.02              | -                                             | 1,182,744.02            | 727,744.02           | -                                                      | -           | -             | 727,744.02                 | -                           | -                          | -                           | -                          | -                          | -                           | -                          | -                           | -                          | -              | -                | -                       | -                                  | -                  |
| CO                                                                                           | 6                    | -                         | -                                             | -                       | -                    | -                                                      | -           | -             | -                          | -                           | -                          | -                           | -                          | -                          | -                           | -                          | -                           | -                          | -              | -                | -                       | -                                  | -                  |
| OO : Overseas Filipinos protected and engaged, and consular services improved                | 2705,543,339.44      | -                         | -                                             | 2705,543,339.44         | 2,332,817,339.44     | -                                                      | -           | -             | 2,332,817,339.44           | 96,540.00                   | 2,150,242,247.90           | -                           | -                          | 2,150,242,247.90           | 433,979,385.77              | 433,979,385.77             | -                           | -                          | 433,979,385.77 | 372,928,000.00   | 182,178,561.54          | 1,716,459,402.13                   | -                  |
| CONSULAR/ATN PROGRAM                                                                         | 2705,543,339.44      | -                         | -                                             | 2705,543,339.44         | 2,332,817,339.44     | -                                                      | -           | -             | 2,332,817,339.44           | 96,540.00                   | 2,150,242,247.90           | -                           | -                          | 2,150,242,247.90           | 433,979,385.77              | 433,979,385.77             | -                           | -                          | 433,979,385.77 | 372,928,000.00   | 182,178,561.54          | 1,716,459,402.13                   | -                  |
| Provision of consular services including issuance of passports, visas and other              | 320100100001000      | 2,667,916,271.83          | -                                             | 2,667,916,271.83        | 2,294,990,771.83     | -                                                      | -           | -             | 2,294,990,771.83           | -                           | 2,150,107,567.37           | -                           | -                          | 2,150,107,567.37           | 433,979,385.77              | 433,979,385.77             | -                           | -                          | 433,979,385.77 | 372,928,000.00   | 144,893,214.46          | 1,716,128,171.60                   | -                  |
| PS                                                                                           | 1                    | 239,476,000.00            | -                                             | 239,476,000.00          | 239,476,000.00       | -                                                      | -           | -             | 239,476,000.00             | -                           | 239,476,000.00             | -                           | -                          | 239,476,000.00             | -                           | -                          | -                           | -                          | 239,476,000.00 | 144,893,214.46   | 1,716,128,171.60        | -                                  |                    |
| MOOE                                                                                         | 2                    | 2,427,440,513.66          | -</                                           |                         |                      |                                                        |             |               |                            |                             |                            |                             |                            |                            |                             |                            |                             |                            |                |                  |                         |                                    |                    |



| Particulars                         | YACS CODE | Appropriations            |                                               |                         | Allotments              |                                                        |                         | Current Year Obligations |                           |                             |                            |                             | Current Year Disbursements |                       |                             |                            | Balances                    |                            |                         |                  |                         |                                                      |                         |
|-------------------------------------|-----------|---------------------------|-----------------------------------------------|-------------------------|-------------------------|--------------------------------------------------------|-------------------------|--------------------------|---------------------------|-----------------------------|----------------------------|-----------------------------|----------------------------|-----------------------|-----------------------------|----------------------------|-----------------------------|----------------------------|-------------------------|------------------|-------------------------|------------------------------------------------------|-------------------------|
|                                     |           | Authorized Appropriations | Adjustments (Transfer To/From, Modifications) | Adjusted Appropriations | Allotments Received     | Adjustments (Reductions, Modifications, Augmentations) | Transfer To             | Transfer From            | Adjusted Total Allotments | 1st Quarter Ending March 31 | 2nd Quarter Ending June 30 | 3rd Quarter Ending Sept. 30 | 4th Quarter Ending Dec. 31 | TOTAL                 | 1st Quarter Ending March 31 | 2nd Quarter Ending June 30 | 3rd Quarter Ending Sept. 30 | 4th Quarter Ending Dec. 31 | TOTAL                   | Unreleased Appro | Unobligated Allotments  | Unpaid Obligations (15-20)(23-24) Due and Demandable | Not Yet Due and         |
| Sub-Total III, Special Purpose Fund |           | 340,892,009.71            | -                                             | 340,892,009.71          | 340,892,009.71          | -                                                      | 340,892,009.71          | 81,022,881.56            | 113,131,791.40            | -                           | -                          | 194,154,672.96              | 3,705,698.52               | 111,385,007.98        | -                           | 115,070,706.50             | -                           | -                          | 146,737,336.75          | -                | 146,737,336.75          | 79,033,966.46                                        | -                       |
| PS                                  |           | -                         | -                                             | -                       | -                       | -                                                      | -                       | -                        | -                         | -                           | -                          | -                           | -                          | -                     | -                           | -                          | -                           | -                          | -                       | -                | -                       | -                                                    | -                       |
| MOOE                                |           | 340,892,009.71            | -                                             | 340,892,009.71          | 340,892,009.71          | -                                                      | 340,892,009.71          | 81,022,881.56            | 113,131,791.40            | -                           | -                          | 194,154,672.96              | 3,705,698.52               | 111,385,007.98        | -                           | 115,070,706.50             | -                           | -                          | 146,737,336.75          | -                | 146,737,336.75          | 79,033,966.46                                        | -                       |
| FINEX                               |           | -                         | -                                             | -                       | -                       | -                                                      | -                       | -                        | -                         | -                           | -                          | -                           | -                          | -                     | -                           | -                          | -                           | -                          | -                       | -                | -                       | -                                                    | -                       |
| CO                                  |           | -                         | -                                             | -                       | -                       | -                                                      | -                       | -                        | -                         | -                           | -                          | -                           | -                          | -                     | -                           | -                          | -                           | -                          | -                       | -                | -                       | -                                                    | -                       |
| <b>GRAND TOTAL</b>                  |           | <b>5,380,328,806.48</b>   | <b>-</b>                                      | <b>5,380,328,806.48</b> | <b>4,481,581,121.46</b> | <b>-</b>                                               | <b>4,481,581,121.46</b> | <b>162,087,006.60</b>    | <b>2,324,595,015.28</b>   | <b>-</b>                    | <b>-</b>                   | <b>2,486,682,021.88</b>     | <b>3,705,698.52</b>        | <b>621,729,817.51</b> | <b>-</b>                    | <b>625,435,516.03</b>      | <b>908,747,685.00</b>       | <b>1,095,119,099.48</b>    | <b>1,861,026,505.85</b> | <b>-</b>         | <b>1,861,026,505.85</b> | <b>1,095,119,099.48</b>                              | <b>1,861,026,505.85</b> |
| PS                                  |           | 360,704,667.50            | -                                             | 360,704,667.50          | 3,510,667.50            | -                                                      | 3,510,667.50            | 133,803,182.41           | 2,305,788,993.01          | -                           | -                          | 2,439,592,175.42            | 3,705,698.52               | 618,984,736.79        | -                           | 622,670,435.31             | 357,194,000.00              | 3,510,667.50               | 550,544,885.00          | 1,331,557,889.07 | 1,816,721,740.11        | 106,134.58                                           | -                       |
| MOOE                                |           | 4,321,494,749.49          | -                                             | 4,321,494,749.49        | 3,770,950,064.49        | -                                                      | 3,770,950,064.49        | -                        | 1,167,843.87              | -                           | -                          | 1,167,843.87                | -                          | 1,081,509.29          | -                           | 1,081,509.29               | 1,009,000.00                | 1,331,557,889.07           | 1,816,721,740.11        | 106,134.58       | -                       | -                                                    |                         |
| FINEX                               |           | 2,176,843.87              | -                                             | 2,176,843.87            | 1,167,843.87            | -                                                      | 1,167,843.87            | 28,463,824.19            | 17,438,318.50             | -                           | -                          | 45,902,202.69               | -                          | 1,703,571.43          | -                           | 1,703,571.43               | -                           | 880,000,342.91             | 44,198,631.28           | -                | -                       | -                                                    |                         |
| CO                                  |           | 705,952,745.80            | -                                             | 705,952,745.80          | 705,952,745.80          | -                                                      | 705,952,745.80          | -                        | -                         | -                           | -                          | -                           | -                          | -                     | -                           | -                          | -                           | -                          | -                       | -                | -                       | -                                                    | -                       |

Certified Correct:

*Rachel M. Sisi*  
RACHEL M. SISI  
Budget Officer

Certified Correct:

*Felisa Macaraig*  
FELISA MACARAIG  
Chief Accountant

Recommending Approval:

*Myla Grace Ringbala C. Macahilig*  
MYLA GRACE RINGBALA C. MACAHILIG  
Asst. Finance Secretary, OFMS

Approved by:

*Antonio A. Morales*  
For the Secretary of Foreign Affairs:  
ANTONIO A. MORALES  
Acting Undersecretary for Administration



STATEMENT OF APPROPRIATIONS, ALLOTMENTS, OBLIGATIONS, DISBURSEMENTS AND BALANCES  
 As of 30 June 2021

FAR1A - FY 2020 Continuing Appropriations

| Particulars                                                                        | UACS CODE   | Appropriations            |                                                             |                         | Allotments                                            |             |                  | Obligations         |                             |                            |                             | Disbursements              |       |                             |                            | Balances                    |                            |                |                           |                        |                                       |                        |   |
|------------------------------------------------------------------------------------|-------------|---------------------------|-------------------------------------------------------------|-------------------------|-------------------------------------------------------|-------------|------------------|---------------------|-----------------------------|----------------------------|-----------------------------|----------------------------|-------|-----------------------------|----------------------------|-----------------------------|----------------------------|----------------|---------------------------|------------------------|---------------------------------------|------------------------|---|
|                                                                                    |             | Authorized Appropriations | Adjustments (Transfer To/From, Modifications/Augmentations) | Adjusted Appropriations | Adjustments (Reductions, Modifications/Augmentations) | Transfer To | Transfer From    | Adjusted Allotments | 1st Quarter Ending March 31 | 2nd Quarter Ending June 30 | 3rd Quarter Ending Sept. 30 | 4th Quarter Ending Dec. 31 | TOTAL | 1st Quarter Ending March 31 | 2nd Quarter Ending June 30 | 3rd Quarter Ending Sept. 30 | 4th Quarter Ending Dec. 31 | TOTAL          | Unreleased Appropriations | Unobligated Allotments | Unpaid Obligations Due and Demandable | Not Yet Due Demandable |   |
| A. AGENCY SPECIFIC BUDGET                                                          | 1           | 3,000                     | (0.00)                                                      | 3,000                   | (0.00)                                                | -           | 3,000            | 11.00               | 12.00                       | 13.00                      | 14.00                       | 2,292,657,201.61           | 16.00 | 17.00                       | 18.00                      | 19.00                       | 20=(16+17+18+19)           | 357,194,000.00 | 22=(10-15)                | 1,848,381,762.73       | 23.00                                 | 24.00                  |   |
| Personal Services                                                                  | 5010100000  | 3,000                     | (0.00)                                                      | 3,000                   | (0.00)                                                | -           | 3,000            | 11.00               | 12.00                       | 13.00                      | 14.00                       | 2,292,657,201.61           | 16.00 | 17.00                       | 18.00                      | 19.00                       | 20=(16+17+18+19)           | 357,194,000.00 | 22=(10-15)                | 1,848,381,762.73       | 23.00                                 | 24.00                  |   |
| Salaries and Wages                                                                 | 50101010-01 | 3,000                     | (0.00)                                                      | 3,000                   | (0.00)                                                | -           | 3,000            | 11.00               | 12.00                       | 13.00                      | 14.00                       | 2,292,657,201.61           | 16.00 | 17.00                       | 18.00                      | 19.00                       | 20=(16+17+18+19)           | 357,194,000.00 | 22=(10-15)                | 1,848,381,762.73       | 23.00                                 | 24.00                  |   |
| Basic Salary - Civilian                                                            | 50101010-01 | 3,000                     | (0.00)                                                      | 3,000                   | (0.00)                                                | -           | 3,000            | 11.00               | 12.00                       | 13.00                      | 14.00                       | 2,292,657,201.61           | 16.00 | 17.00                       | 18.00                      | 19.00                       | 20=(16+17+18+19)           | 357,194,000.00 | 22=(10-15)                | 1,848,381,762.73       | 23.00                                 | 24.00                  |   |
| Salaries and Wages - Casual/Contractual                                            | 5010102000  | -                         | -                                                           | -                       | -                                                     | -           | -                | -                   | -                           | -                          | -                           | -                          | -     | -                           | -                          | -                           | -                          | -              | -                         | -                      | -                                     | -                      | - |
| Other Compensation                                                                 | 5010200000  | 3,466,667.50              | -                                                           | 3,466,667.50            | -                                                     | -           | 3,466,667.50     | -                   | -                           | -                          | -                           | -                          | -     | -                           | -                          | -                           | -                          | -              | -                         | -                      | -                                     | -                      | - |
| PRBA - Civilian                                                                    | 50102010-01 | -                         | -                                                           | -                       | -                                                     | -           | -                | -                   | -                           | -                          | -                           | -                          | -     | -                           | -                          | -                           | -                          | -              | -                         | -                      | -                                     | -                      | - |
| Representation Allowance (RA)                                                      | 5010202000  | -                         | -                                                           | -                       | -                                                     | -           | -                | -                   | -                           | -                          | -                           | -                          | -     | -                           | -                          | -                           | -                          | -              | -                         | -                      | -                                     | -                      | - |
| Transportation Allowance (TA)                                                      | 50102030-01 | -                         | -                                                           | -                       | -                                                     | -           | -                | -                   | -                           | -                          | -                           | -                          | -     | -                           | -                          | -                           | -                          | -              | -                         | -                      | -                                     | -                      | - |
| Clothing/Uniform Allowance - Civilian                                              | 50102040-01 | -                         | -                                                           | -                       | -                                                     | -           | -                | -                   | -                           | -                          | -                           | -                          | -     | -                           | -                          | -                           | -                          | -              | -                         | -                      | -                                     | -                      | - |
| Subsistence Allowance - Magna Carta for Public Health Workers under R.A. 7305      | 50102050-03 | -                         | -                                                           | -                       | -                                                     | -           | -                | -                   | -                           | -                          | -                           | -                          | -     | -                           | -                          | -                           | -                          | -              | -                         | -                      | -                                     | -                      | - |
| Laundry Allowance - Magna Carta Benefits for Public Health Workers under R.A. 7305 | 50102060-04 | -                         | -                                                           | -                       | -                                                     | -           | -                | -                   | -                           | -                          | -                           | -                          | -     | -                           | -                          | -                           | -                          | -              | -                         | -                      | -                                     | -                      | - |
| Overseas Allowance - Civilian                                                      | 50102090-01 | -                         | -                                                           | -                       | -                                                     | -           | -                | -                   | -                           | -                          | -                           | -                          | -     | -                           | -                          | -                           | -                          | -              | -                         | -                      | -                                     | -                      | - |
| HP - Magna Carta Benefits for Public Health Workers under R.A. 7305                | 50102110-05 | -                         | -                                                           | -                       | -                                                     | -           | -                | -                   | -                           | -                          | -                           | -                          | -     | -                           | -                          | -                           | -                          | -              | -                         | -                      | -                                     | -                      | - |
| Hazard Pay                                                                         | 50102110-01 | -                         | -                                                           | -                       | -                                                     | -           | -                | -                   | -                           | -                          | -                           | -                          | -     | -                           | -                          | -                           | -                          | -              | -                         | -                      | -                                     | -                      | - |
| Overtime Pay                                                                       | 50102130-01 | -                         | -                                                           | -                       | -                                                     | -           | -                | -                   | -                           | -                          | -                           | -                          | -     | -                           | -                          | -                           | -                          | -              | -                         | -                      | -                                     | -                      | - |
| Night-shift Differential Pay                                                       | 50102130-02 | -                         | -                                                           | -                       | -                                                     | -           | -                | -                   | -                           | -                          | -                           | -                          | -     | -                           | -                          | -                           | -                          | -              | -                         | -                      | -                                     | -                      | - |
| Bonus - Civilian                                                                   | 50102140-01 | -                         | -                                                           | -                       | -                                                     | -           | -                | -                   | -                           | -                          | -                           | -                          | -     | -                           | -                          | -                           | -                          | -              | -                         | -                      | -                                     | -                      | - |
| Cash Gift - Civilian                                                               | 50102150-01 | -                         | -                                                           | -                       | -                                                     | -           | -                | -                   | -                           | -                          | -                           | -                          | -     | -                           | -                          | -                           | -                          | -              | -                         | -                      | -                                     | -                      | - |
| Collective Negotiation Agreement Incentive - Civilian                              | 50102990-11 | 3,466,667.50              | -                                                           | 3,466,667.50            | -                                                     | -           | 3,466,667.50     | -                   | -                           | -                          | -                           | -                          | -     | -                           | -                          | -                           | -                          | -              | -                         | -                      | -                                     | -                      | - |
| Productivity Enhancement Incentive - Civilian                                      | 50102990-12 | -                         | -                                                           | -                       | -                                                     | -           | -                | -                   | -                           | -                          | -                           | -                          | -     | -                           | -                          | -                           | -                          | -              | -                         | -                      | -                                     | -                      | - |
| Performance Based Bonus - Civilian                                                 | 50102990-14 | -                         | -                                                           | -                       | -                                                     | -           | -                | -                   | -                           | -                          | -                           | -                          | -     | -                           | -                          | -                           | -                          | -              | -                         | -                      | -                                     | -                      | - |
| Mid-Year Bonus - Civilian                                                          | 50102160-01 | -                         | -                                                           | -                       | -                                                     | -           | -                | -                   | -                           | -                          | -                           | -                          | -     | -                           | -                          | -                           | -                          | -              | -                         | -                      | -                                     | -                      | - |
| Personnel Benefit Contributions                                                    | 5010300000  | -                         | -                                                           | -                       | -                                                     | -           | -                | -                   | -                           | -                          | -                           | -                          | -     | -                           | -                          | -                           | -                          | -              | -                         | -                      | -                                     | -                      | - |
| Pag-IBIG - Civilian                                                                | 50103010-01 | -                         | -                                                           | -                       | -                                                     | -           | -                | -                   | -                           | -                          | -                           | -                          | -     | -                           | -                          | -                           | -                          | -              | -                         | -                      | -                                     | -                      | - |
| PhilHealth - Civilian                                                              | 50103020-01 | -                         | -                                                           | -                       | -                                                     | -           | -                | -                   | -                           | -                          | -                           | -                          | -     | -                           | -                          | -                           | -                          | -              | -                         | -                      | -                                     | -                      | - |
| ECR - Civilian                                                                     | 50103040-01 | -                         | -                                                           | -                       | -                                                     | -           | -                | -                   | -                           | -                          | -                           | -                          | -     | -                           | -                          | -                           | -                          | -              | -                         | -                      | -                                     | -                      | - |
| Other Personnel Benefits                                                           | 5010400000  | 357,238,000.00            | -                                                           | 357,238,000.00          | -                                                     | -           | 357,238,000.00   | -                   | -                           | -                          | -                           | -                          | -     | -                           | -                          | -                           | -                          | -              | -                         | -                      | -                                     | -                      | - |
| Retirement Gratuity - Civilian                                                     | 50104010-01 | -                         | -                                                           | -                       | -                                                     | -           | -                | -                   | -                           | -                          | -                           | -                          | -     | -                           | -                          | -                           | -                          | -              | -                         | -                      | -                                     | -                      | - |
| Terminal Leave Benefits - Civilian                                                 | 50104030-01 | -                         | -                                                           | -                       | -                                                     | -           | -                | -                   | -                           | -                          | -                           | -                          | -     | -                           | -                          | -                           | -                          | -              | -                         | -                      | -                                     | -                      | - |
| Lump-sum for Personal Services                                                     | 50104990-09 | 357,194,000.00            | -                                                           | 357,194,000.00          | -                                                     | -           | 357,194,000.00   | -                   | -                           | -                          | -                           | -                          | -     | -                           | -                          | -                           | -                          | -              | -                         | -                      | -                                     | -                      | - |
| Lump-sum for Step Increments - Length of Service                                   | 50104990-10 | -                         | -                                                           | -                       | -                                                     | -           | -                | -                   | -                           | -                          | -                           | -                          | -     | -                           | -                          | -                           | -                          | -              | -                         | -                      | -                                     | -                      | - |
| Locality Award - Civilian                                                          | 50104990-15 | -                         | -                                                           | -                       | -                                                     | -           | -                | -                   | -                           | -                          | -                           | -                          | -     | -                           | -                          | -                           | -                          | -              | -                         | -                      | -                                     | -                      | - |
| Other Personnel Benefits                                                           | 50104990-99 | 44,000.00                 | -                                                           | 44,000.00               | -                                                     | -           | 44,000.00        | -                   | -                           | -                          | -                           | -                          | -     | -                           | -                          | -                           | -                          | -              | -                         | -                      | -                                     | -                      | - |
| Maintenance and Other Operating Expenses                                           | 2           | 3,980,602,739.78          | -                                                           | 3,980,602,739.78        | -                                                     | -           | 3,980,602,739.78 | -                   | -                           | -                          | -                           | -                          | -     | -                           | -                          | -                           | -                          | -              | -                         | -                      | -                                     | -                      | - |
| Traveling Expenses                                                                 | 5020100000  | 130,113,277.44            | 4,079,907.72                                                | 134,193,185.17          | 101,227,277.44                                        | -           | 105,507,185.17   | -                   | -                           | -                          | -                           | 2,192,657,201.61           | -     | -                           | -                          | -                           | -                          | -              | -                         | -                      | -                                     | -                      | - |
| Traveling Expenses - Local                                                         | 5020101000  | 4,612,206.49              | (1,662,495.33)                                              | 2,949,711.14            | 4,612,206.49                                          | -           | 2,949,711.14     | -                   | -                           | -                          | -                           | 20,474,293.38              | -     | -                           | -                          | -                           | -                          | -              | -                         | -                      | -                                     | -                      | - |
| Traveling Expenses - Foreign                                                       | 5020102000  | 125,501,070.95            | 5,742,403.08                                                | 131,243,474.03          | 96,615,070.95                                         | -           | 102,257,474.03   | -                   | -                           | -                          | -                           | 20,474,293.38              | -     | -                           | -                          | -                           | -                          | -              | -                         | -                      | -                                     | -                      | - |
| Training and Scholarship Expenses                                                  | 5020200000  | 52,038,091.91             | (3,932,853.92)                                              | 48,105,237.99           | 43,891,091.91                                         | -           | 39,958,237.99    | -                   | -                           | -                          | -                           | -                          | -     | -                           | -                          | -                           | -                          | -              | -                         | -                      | -                                     | -                      | - |
| ICT Training Expenses                                                              | 50202010-01 | 1,538,850.00              | (1,397,817.82)                                              | 1,538,850.00            | 1,538,850.00                                          | -           | 1,538,850.00     | -                   | -                           | -                          | -                           | -                          | -     | -                           | -                          | -                           | -                          | -              | -                         | -                      | -                                     | -                      | - |
| Training Expenses                                                                  | 50202010-02 | 49,962,205.81             | (3,997,817.82)                                              | 46,564,387.99           | 41,817,205.81                                         | -           | 38,419,387.99    | -                   | -                           | -                          | -                           | -                          | -     | -                           | -                          | -                           | -                          | -              | -                         | -                      | -                                     | -                      | - |
| Scholarship Grants Expenses                                                        | 5020202000  | 535,036.10                | (535,036.10)                                                | -                       | -                                                     | -           | -                | -                   | -                           | -                          | -                           | -                          | -     | -                           | -                          | -                           | -                          | -              | -                         | -                      | -                                     | -                      | - |
| ICT Office Supplies                                                                | 50203010-01 | 6,909,701.93              | (6,909,701.93)                                              | -                       | -                                                     | -           | 6,909,701.93     | -                   | -                           | -                          | -                           | -                          | -     | -                           | -                          | -                           | -                          | -              | -                         | -                      | -                                     | -                      | - |
| Office Supplies Expenses                                                           | 50203010-02 | 51,921,056.71             | (1,510,294.82)                                              | 50,410,761.89           | 27,893,056.71                                         | -           | 26,382,762.09    | -                   | -                           | -                          | -                           | 2,147,518,302.00           | -     | -                           | -                          | -                           | -                          | -              | -                         | -                      | -                                     | -                      | - |
| Accountable Forms Expenses                                                         | 5020302000  | 2,151,901,362.61          | 115,750.00                                                  | 2,152,052,112.61        | 2,148,791,362.61                                      | -           | 2,148,791,362.61 | -                   | -                           | -                          | -                           | -                          | -     | -                           | -                          | -                           | -                          | -              | -                         | -                      | -                                     | -                      | - |
| Non-Accountable Forms Expenses                                                     | 5020303000  | 115,750.00                | -                                                           | 115,750.00              | 115,750.00                                            | -           | 115,750.00       | -                   | -                           | -                          | -                           | -                          | -     | -                           | -                          | -                           | -                          | -              | -                         | -                      | -                                     | -                      | - |
| Drugs and Medicines Expenses                                                       | 5020307000  | 1,930,715.15              | 95,400,928.84                                               | 97,321,643.99           | 1,891,715.15                                          | -           | 97,292,643.99    | -                   | -                           | -                          | -                           | 10,751,800.00              | -     | -                           | -                          | -                           | -                          | -              | -                         | -                      | -                                     | -                      | - |
| Fuel, Oil and Lubricants Expenses                                                  | 5020309000  | 18,375,465.99             | -                                                           | 18,375,465.99           | 18,375,465.99                                         | -           | 18,375,465.99    | -                   | -                           | -                          | -                           | -                          | -     | -                           | -                          | -                           | -                          | -              | -                         | -                      | -                                     | -                      | - |
| Textbooks and Instructional Materials Expenses                                     | 50203110-01 | 1,201,252.50              | -                                                           | 1,201,252.50            | 1,036,252.50                                          | -           | 1,036,252.50     | -                   | -                           | -                          | -                           | -                          | -     | -                           | -                          | -                           | -                          | -              | -                         | -                      | -                                     | -                      | - |
| Machinery                                                                          | 50203210-01 | 18,000.00                 | -                                                           | 18,000.00               | 18,000.00                                             | -           | 18,000.00        | -                   | -                           | -                          | -                           | -                          | -     | -                           | -                          | -                           | -                          | -              | -                         | -                      | -                                     | -                      | - |
| Office Equipment                                                                   | 50203210-02 | 7,349,127.08              | -                                                           | 7,349,127.08            | 7,349,127.08                                          | -           | 7,349,127.08     | -                   | -                           | -                          | -                           | -                          | -     | -                           | -                          | -                           | -                          | -              | -                         | -                      | -                                     | -                      | - |
| Information and Communications Technology                                          | 50203210-03 | 5,986,847.32              | (200,000.00)                                                | 5,786,847.32            | 5,872,947.32                                          | -           | 5,872,947.32     | -                   | -                           | -                          | -                           | -                          | -     | -                           | -                          | -                           | -                          | -              | -                         | -                      | -                                     | -                      | - |
| Equipment                                                                          | 50203210-07 | 3,412,499.44              | -                                                           | 3,412,499.44            | 3,412,499.44                                          | -           | 3,412,499.44     | -                   | -                           | -                          | -                           | -                          | -     | -                           | -                          | -                           | -                          | -              | -                         | -                      | -                                     | -                      | - |
| Communications Equipment                                                           | 50203210-09 | 82,000.00                 | -                                                           | 82,000.00               | 82,000.00                                             | -           | 82,000.00        | -                   | -                           | -                          | -                           | -                          | -     | -                           | -                          | -                           | -                          | -              | -                         | -                      | -                                     | -                      | - |
| Other Machinery and Equipment                                                      | 50203210-99 | 6,899,334.12              | -                                                           | 6,899,334.12            | 6,899,334.12                                          | -           | 6,899,334.12     | -                   | -                           | -                          | -                           | -                          | -     | -                           | -                          | -                           | -                          | -              | -                         | -                      | -                                     | -                      | - |
| Furniture and Fixtures                                                             | 50203220-01 | -                         | -                                                           | -                       | -                                                     | -           | -                | -                   | -                           | -                          | -                           | -                          | -     | -                           | -                          | -                           | -                          | -              | -                         | -                      | -                                     | -                      | - |
| Books                                                                              | 50203220-02 | -                         | -                                                           | -                       | -                                                     | -           | -                | -                   | -                           | -                          | -                           | -                          | -     | -                           | -                          | -                           | -                          | -              | -                         | -                      | -                                     | -                      | - |
| Other Supplies and Materials Expenses                                              | 5020399000  | 20,055,865.47             | (799,000.00)                                                | 19,256,865.47           | 19,759,865.47                                         | -           | 19,970,865.47    | -                   | -                           | -                          | -                           | 650,000.00                 | -     | -                           | -                          | -                           | -                          | -              | -                         | -                      | -                                     | -                      | - |
| Utility Expenses                                                                   | 5020400000  | 55,110,866.95             | -                                                           | 55,110,866.95           |                                                       |             |                  |                     |                             |                            |                             |                            |       |                             |                            |                             |                            |                |                           |                        |                                       |                        |   |



| Particulars                                        | UACS CODE   | Appropriations            |                                                | Adjustments             |                                        | Obligations                 |                            | Disbursements               |                            |               |                             | Balances                   |                             |                            |       |                           |                            |                                       |                        |                |               |       |       |
|----------------------------------------------------|-------------|---------------------------|------------------------------------------------|-------------------------|----------------------------------------|-----------------------------|----------------------------|-----------------------------|----------------------------|---------------|-----------------------------|----------------------------|-----------------------------|----------------------------|-------|---------------------------|----------------------------|---------------------------------------|------------------------|----------------|---------------|-------|-------|
|                                                    |             | Authorized Appropriations | Transfer To/From (Modifications/Augmentations) | Adjusted Appropriations | Adjustments (Reductions/Modifications) | 1st Quarter Ending March 31 | 2nd Quarter Ending June 30 | 3rd Quarter Ending Sept. 30 | 4th Quarter Ending Dec. 31 | TOTAL         | 1st Quarter Ending March 31 | 2nd Quarter Ending June 30 | 3rd Quarter Ending Sept. 30 | 4th Quarter Ending Dec. 31 | TOTAL | Unreleased Appropriations | Unobligated Appropriations | Unpaid Obligations Due and Demandable | Not Yet Due Demandable |                |               |       |       |
| 1                                                  | 2           | 3.00                      | 4.00                                           | 5=(3+4)                 | 6.00                                   | 7.00                        | 8.00                       | 9.00                        | 10=(6+7+8+9)               | 11.00         | 12.00                       | 13.00                      | 14.00                       | 15=(11+12+13+14)           | 16.00 | 17.00                     | 18.00                      | 19.00                                 | 20=(16+17+18+19)       | 21=(5-10)      | 22=(10-15)    | 23.00 | 24.00 |
| Communication Expenses                             | 5020500000  | 110,458,511.04            | (3,335,832.07)                                 | 107,122,678.97          | 102,274,511.04                         | (3,335,832.07)              | -                          | -                           | 98,938,678.97              | -             | -                           | -                          | -                           | 98,938,678.97              | -     | -                         | -                          | -                                     | 98,938,678.97          | 8,184,000.00   | 99,938,678.97 | -     | -     |
| Postage and Courier Services                       | 5020501000  | 39,530,400.15             | (3,133,109.72)                                 | 36,497,290.43           | 36,497,290.43                          | (3,133,109.72)              | -                          | -                           | 33,196,290.43              | -             | -                           | -                          | -                           | 33,196,290.43              | -     | -                         | -                          | -                                     | 33,196,290.43          | 3,041,000.00   | 36,237,290.43 | -     | -     |
| Mobile                                             | 50205020-01 | 21,743,357.90             | (1,627,280.00)                                 | 20,116,077.90           | 20,116,077.90                          | (1,627,280.00)              | -                          | -                           | 19,048,907.21              | -             | -                           | -                          | -                           | 19,048,907.21              | -     | -                         | -                          | -                                     | 19,048,907.21          | 2,955,000.00   | 22,003,907.21 | -     | -     |
| Landline                                           | 50205020-02 | 22,044,349.56             | (40,442.35)                                    | 21,999,907.21           | 21,999,907.21                          | (40,442.35)                 | -                          | -                           | 21,999,907.21              | -             | -                           | -                          | -                           | 21,999,907.21              | -     | -                         | -                          | -                                     | 21,999,907.21          | 2,955,000.00   | 24,954,907.21 | -     | -     |
| Internet Subscription Expenses                     | 5020503000  | 16,819,046.89             | -                                              | 16,819,046.89           | 16,819,046.89                          | -                           | -                          | -                           | 16,819,046.89              | -             | -                           | -                          | -                           | 16,819,046.89              | -     | -                         | -                          | -                                     | 16,819,046.89          | 667,000.00     | 17,486,046.89 | -     | -     |
| Cable, Satellite, Telegraph and Radio Expenses     | 5020504000  | 10,221,356.54             | -                                              | 10,221,356.54           | 10,221,356.54                          | -                           | -                          | -                           | 9,884,356.54               | -             | -                           | -                          | -                           | 9,884,356.54               | -     | -                         | -                          | -                                     | 9,884,356.54           | 337,000.00     | 10,221,356.54 | -     | -     |
| Confidential, Intelligence and Extraordinary       | 5021000000  | 132,000.00                | -                                              | 132,000.00              | 132,000.00                             | -                           | -                          | -                           | 132,000.00                 | -             | -                           | -                          | -                           | 132,000.00                 | -     | -                         | -                          | -                                     | 132,000.00             | -              | -             | -     | -     |
| Confidential Expenses                              | 5021001000  | -                         | -                                              | -                       | -                                      | -                           | -                          | -                           | -                          | -             | -                           | -                          | -                           | -                          | -     | -                         | -                          | -                                     | -                      | -              | -             | -     | -     |
| Extraordinary and Miscellaneous Expenses           | 5021003000  | 132,000.00                | -                                              | 132,000.00              | 132,000.00                             | -                           | -                          | -                           | 132,000.00                 | -             | -                           | -                          | -                           | 132,000.00                 | -     | -                         | -                          | -                                     | 132,000.00             | -              | -             | -     | -     |
| Professional Services                              | 5021100000  | 61,795,586.76             | (100,000.00)                                   | 61,695,586.76           | 55,633,586.76                          | (100,000.00)                | -                          | -                           | 55,533,586.76              | 96,540.00     | 234,690.53                  | -                          | -                           | 331,230.53                 | -     | -                         | -                          | -                                     | 6,182,000.00           | 55,502,586.23  | 311,230.53    | -     | -     |
| Legal Services                                     | 5021101000  | 33,456,710.89             | -                                              | 33,456,710.89           | 32,170,710.89                          | -                           | -                          | -                           | 32,170,710.89              | 96,540.00     | 234,690.53                  | -                          | -                           | 331,230.53                 | -     | -                         | -                          | -                                     | 1,288,000.00           | 31,899,480.36  | 311,230.53    | -     | -     |
| Auditing Services                                  | 5021102000  | 360,908.53                | -                                              | 360,908.53              | 360,908.53                             | -                           | -                          | -                           | 360,908.53                 | -             | -                           | -                          | -                           | 360,908.53                 | -     | -                         | -                          | -                                     | -                      | 360,908.53     | -             | -     | -     |
| ICT Consultancy Services                           | 50211030-01 | 1,064,027.27              | -                                              | 1,064,027.27            | 1,064,027.27                           | -                           | -                          | -                           | 1,064,027.27               | -             | -                           | -                          | -                           | 1,064,027.27               | -     | -                         | -                          | -                                     | 642,000.00             | 3,553,634.73   | -             | -     | -     |
| Consultancy Services                               | 50211030-02 | 4,295,634.73              | (100,000.00)                                   | 4,195,634.73            | 3,653,634.73                           | (100,000.00)                | -                          | -                           | 3,553,634.73               | -             | -                           | -                          | -                           | 3,553,634.73               | -     | -                         | -                          | -                                     | 4,232,000.00           | 4,232,000.00   | -             | -     | -     |
| Other Professional Services                        | 5021199000  | 22,616,305.34             | -                                              | 22,616,305.34           | 18,384,305.34                          | -                           | -                          | -                           | 18,384,305.34              | -             | -                           | -                          | -                           | 18,384,305.34              | -     | -                         | -                          | -                                     | 4,232,000.00           | 68,020,937.69  | -             | -     | -     |
| General Services                                   | 5021200000  | 397,153,937.69            | -                                              | 397,153,937.69          | 68,020,937.69                          | -                           | -                          | -                           | 68,020,937.69              | -             | -                           | -                          | -                           | 68,020,937.69              | -     | -                         | -                          | -                                     | 329,133,000.00         | 329,133,000.00 | -             | -     | -     |
| Environment/Sanitary Services                      | 5021201000  | 2,354,385.91              | -                                              | 2,354,385.91            | 2,352,385.91                           | -                           | -                          | -                           | 2,352,385.91               | -             | -                           | -                          | -                           | 2,352,385.91               | -     | -                         | -                          | -                                     | 22,000.00              | 1,557,000.00   | -             | -     | -     |
| Janitorial Services                                | 5021202000  | 18,040,775.49             | -                                              | 18,040,775.49           | 16,483,775.49                          | -                           | -                          | -                           | 16,483,775.49              | -             | -                           | -                          | -                           | 16,483,775.49              | -     | -                         | -                          | -                                     | 1,557,000.00           | 3,784,000.00   | -             | -     | -     |
| Security Services                                  | 5021203000  | 33,137,083.10             | -                                              | 33,137,083.10           | 29,353,083.10                          | -                           | -                          | -                           | 29,353,083.10              | -             | -                           | -                          | -                           | 29,353,083.10              | -     | -                         | -                          | -                                     | 108,000.00             | 108,000.00     | -             | -     | -     |
| Other General Services - ICT Services              | 50212990-01 | 2,565,820.90              | -                                              | 2,565,820.90            | 2,457,820.90                           | -                           | -                          | -                           | 2,457,820.90               | -             | -                           | -                          | -                           | 2,457,820.90               | -     | -                         | -                          | -                                     | 323,662,000.00         | 16,939,872.29  | -             | -     | -     |
| Other General Services                             | 50212990-99 | 340,555,872.29            | -                                              | 340,555,872.29          | 16,893,872.29                          | -                           | -                          | -                           | 16,893,872.29              | -             | -                           | -                          | -                           | 16,893,872.29              | -     | -                         | -                          | -                                     | 1,599,000.00           | 70,956,868.67  | -             | -     | -     |
| Repair and Maintenance                             | 5021300000  | 67,272,309.50             | 8,228,565.17                                   | 75,500,874.67           | 62,128,303.50                          | 8,228,565.17                | -                          | -                           | 70,356,868.67              | -             | -                           | -                          | -                           | 70,356,868.67              | -     | -                         | -                          | -                                     | 1,599,000.00           | 1,599,000.00   | -             | -     | -     |
| Buildings and Maintenance - Land Improvements      | 50213000-01 | 21,839,191.95             | 8,339,565.17                                   | 30,178,757.12           | 21,667,191.95                          | 8,339,565.17                | -                          | -                           | 21,667,191.95              | -             | -                           | -                          | -                           | 21,667,191.95              | -     | -                         | -                          | -                                     | 172,000.00             | 21,667,191.95  | -             | -     | -     |
| Buildings                                          | 50213000-02 | 1,996,599.66              | -                                              | 1,996,599.66            | 1,996,599.66                           | -                           | -                          | -                           | 1,996,599.66               | -             | -                           | -                          | -                           | 1,996,599.66               | -     | -                         | -                          | -                                     | 122,000.00             | 1,996,599.66   | -             | -     | -     |
| Machinery                                          | 50213000-03 | 561,863.49                | -                                              | 561,863.49              | 439,863.49                             | -                           | -                          | -                           | 439,863.49                 | -             | -                           | -                          | -                           | 439,863.49                 | -     | -                         | -                          | -                                     | 122,000.00             | 439,863.49     | -             | -     | -     |
| Office Equipment                                   | 50213000-04 | 3,603,032.84              | -                                              | 3,603,032.84            | 3,603,032.84                           | -                           | -                          | -                           | 3,603,032.84               | -             | -                           | -                          | -                           | 3,603,032.84               | -     | -                         | -                          | -                                     | 114,000.00             | 3,175,785.81   | -             | -     | -     |
| Information and Communication Technology Equipment | 50213000-03 | 3,400,785.81              | (111,000.00)                                   | 3,289,785.81            | 3,289,785.81                           | (111,000.00)                | -                          | -                           | 3,175,785.81               | -             | -                           | -                          | -                           | 3,175,785.81               | -     | -                         | -                          | -                                     | 114,000.00             | 114,000.00     | -             | -     | -     |
| Communication Equipment                            | 50213000-07 | 1,722,425.61              | -                                              | 1,722,425.61            | 1,722,425.61                           | -                           | -                          | -                           | 1,722,425.61               | -             | -                           | -                          | -                           | 1,722,425.61               | -     | -                         | -                          | -                                     | -                      | -              | -             | -     | -     |
| Military, Police and Security Equipment            | 50213050-10 | -                         | -                                              | -                       | -                                      | -                           | -                          | -                           | -                          | -             | -                           | -                          | -                           | -                          | -     | -                         | -                          | -                                     | -                      | -              | -             | -     | -     |
| Other Machinery and Equipment                      | 50213050-99 | 1,438,288.60              | -                                              | 1,438,288.60            | 1,266,288.60                           | -                           | -                          | -                           | 1,266,288.60               | -             | -                           | -                          | -                           | 1,266,288.60               | -     | -                         | -                          | -                                     | 172,000.00             | 1,266,288.60   | -             | -     | -     |
| Motor Vehicles                                     | 50213060-01 | 13,171,412.80             | -                                              | 13,171,412.80           | 12,942,412.80                          | -                           | -                          | -                           | 12,942,412.80              | -             | -                           | -                          | -                           | 12,942,412.80              | -     | -                         | -                          | -                                     | 229,000.00             | 12,942,412.80  | -             | -     | -     |
| Other Transportation Equipment                     | 50213060-99 | 40,000.00                 | -                                              | 40,000.00               | 40,000.00                              | -                           | -                          | -                           | 40,000.00                  | -             | -                           | -                          | -                           | 40,000.00                  | -     | -                         | -                          | -                                     | -                      | 40,000.00      | -             | -     | -     |
| Repairs and Maintenance - Furniture and Fixtures   | 5021307000  | 4,732,843.50              | -                                              | 4,732,843.50            | 4,041,843.50                           | -                           | -                          | -                           | 4,041,843.50               | -             | -                           | -                          | -                           | 4,041,843.50               | -     | -                         | -                          | -                                     | 691,000.00             | 691,000.00     | -             | -     | -     |
| Repairs and Maintenance - Leased Assets            | 5021308000  | 570,000.00                | -                                              | 570,000.00              | 570,000.00                             | -                           | -                          | -                           | 570,000.00                 | -             | -                           | -                          | -                           | 570,000.00                 | -     | -                         | -                          | -                                     | -                      | -              | -             | -     | -     |
| Buildings and Other Structures                     | 50213090-01 | 8,308,607.60              | -                                              | 8,308,607.60            | 8,308,607.60                           | -                           | -                          | -                           | 8,308,607.60               | -             | -                           | -                          | -                           | 8,308,607.60               | -     | -                         | -                          | -                                     | 99,000.00              | 8,308,607.60   | -             | -     | -     |
| Machinery and Equipment                            | 50213090-02 | 448,000.00                | -                                              | 448,000.00              | 448,000.00                             | -                           | -                          | -                           | 448,000.00                 | -             | -                           | -                          | -                           | 448,000.00                 | -     | -                         | -                          | -                                     | 99,000.00              | 448,000.00     | -             | -     | -     |
| Transportation Equipment                           | 50213090-03 | 620,625.00                | -                                              | 620,625.00              | 620,625.00                             | -                           | -                          | -                           | 620,625.00                 | -             | -                           | -                          | -                           | 620,625.00                 | -     | -                         | -                          | -                                     | 99,000.00              | 620,625.00     | -             | -     | -     |
| ICT Machinery and Equipment                        | 50213090-04 | 84,375.00                 | -                                              | 84,375.00               | 84,375.00                              | -                           | -                          | -                           | 84,375.00                  | -             | -                           | -                          | -                           | 84,375.00                  | -     | -                         | -                          | -                                     | 99,000.00              | 84,375.00      | -             | -     | -     |
| Other Leased Assets                                | 50213090-99 | 84,375.00                 | -                                              | 84,375.00               | 84,375.00                              | -                           | -                          | -                           | 84,375.00                  | -             | -                           | -                          | -                           | 84,375.00                  | -     | -                         | -                          | -                                     | 99,000.00              | 84,375.00      | -             | -     | -     |
| Other Machinery and Equipment                      | 50213110-99 | 589,251.64                | -                                              | 589,251.64              | 490,251.64                             | -                           | -                          | -                           | 490,251.64                 | -             | -                           | -                          | -                           | 490,251.64                 | -     | -                         | -                          | -                                     | 99,000.00              | 589,251.64     | -             | -     | -     |
| Other Property, Plant and Equipment                | 50213990-99 | 322,342.03                | -                                              | 322,342.03              | 322,342.03                             | -                           | -                          | -                           | 322,342.03                 | -             | -                           | -                          | -                           | 322,342.03                 | -     | -                         | -                          | -                                     | 99,000.00              | 322,342.03     | -             | -     | -     |
| Financial Assistance/Subsidy                       | 5021489000  | 322,342.03                | -                                              | 322,342.03              | 322,342.03                             | -                           | -                          | -                           | 322,342.03                 | -             | -                           | -                          | -                           | 322,342.03                 | -     | -                         | -                          | -                                     | 99,000.00              | 322,342.03     | -             | -     | -     |
| Subsidies - Others                                 | 5021500000  | 20,001,442.41             | -                                              | 20,001,442.41           | 17,691,442.41                          | -                           | -                          | -                           | 17,691,442.41              | -             | -                           | -                          | -                           | 17,691,442.41              | -     | -                         | -                          | -                                     | 2,310,000.00           | 17,381,442.41  | -             | -     | -     |
| Taxes, Insurance Premiums and Other Fees           | 50215010-01 | 4,529,099.41              | -                                              | 4,529,099.41            | 3,477,099.41                           | -                           | -                          | -                           | 3,477,099.41               | -             | -                           | -                          | -                           | 3,477,099.41               | -     | -                         | -                          | -                                     | 1,052,000.00           | 3,477,099.41   | -             | -     | -     |
| Taxes, Duties and Licenses                         | 50215010-01 | 2,285,297.50              | -                                              | 2,285,297.50            | 1,925,297.50                           | -                           | -                          | -                           | 1,925,297.50               | -             | -                           | -                          | -                           | 1,925,297.50               | -     | -                         | -                          | -                                     | 360,000.00             | 2,285,297.50   | -             | -     | -     |
| Fidelity Bond Premiums                             | 50215010-02 | 13,187,045.50             | -                                              | 13,187,045.50           | 12,289,045.50                          | -                           | -                          | -                           | 12,289,045.50              | -             | -                           | -                          | -                           | 12,289,045.50              | -     | -                         | -                          | -                                     | 898,000.00             | 13,187,045.50  | -             | -     | -     |
| Insurance Expenses                                 | 5021503000  | 813,602,401.73            | (97,831,421.13)                                | 715,770,980.60          | 680,768,716.73                         | (97,831,421.13)             | -                          | -                           | 582,937,295.60             | 49,994,565.93 | 12,647,708.20               | -                          | -                           | 62,642,274.13              | -     | -                         | -                          | -                                     | 132,833,685.00         | 520,295,021.47 | 8,846,569.4   |       |       |



