

**OFFICE OF FINANCIAL MANAGEMENT SERVICES**

22 December 2020

**Dear Secretary Avisado,**

In compliance with DBM-COA Joint Circular No. 2019-1 dated 01 January 2019, this Office respectfully submits the Monthly Report of Disbursements (FAR No. 4) of the Department of Foreign Affairs – Office of the Secretary for the month of October 2020.

Very truly yours,

*For the Secretary of Foreign Affairs:*

  
**MYLA GRACE RAGENIA C. MACAHILIG**  
Acting Assistant Secretary

**Secretary WENDEL E. AVISADO**  
Department of Budget and Management  
Malacañang, Manila

Encl: as stated

	INITIAL	DATE
Acting Chief Accountant	<i>grm</i>	<i>23 Dec</i>
Assistant Chief Accountant	<i>gr</i>	<i>23 Dec 2020</i>
Reviewer/Examiner	<i>gr</i>	<i>12/23/20</i>

*24 11/25/2021*

MONTHLY REPORT OF DISBURSEMENTS  
For the month of October 2020


Department Department of Foreign Affairs (DFA)  
Agency/Entity Office of the Secretary  
Operating Unit Home Office  
Organization Code 12 001 1300085  
Fund Cluster 01 Regular Agency Fund



Particulars	Current Year Budget				Prior Year's Budget				Current Year's Accounts Payable				Prior Year's Accounts Payable				Trust Liabilities				Grand Total				Remarks			
	PS	MOOE	FinEx	CO	TOTAL	PS	MOOE	FinEx	CO	TOTAL	PS	MOOE	FinEx	CO	TOTAL	PS	MOOE	FinEx	CO	TOTAL	PS	MOOE	FinEx	CO		TOTAL		
	2	3	4	5	6=(2+3+4+5)	7	8	9	10	11=(7+8+9+10)	12	13	14	15	16=(12+13+14+15)	17=(11+16)	18=(6+17)	19	20	21	22=(18+20+21)	23	24	25		26	27=(23+24+25+26)	28
CASH DISBURSEMENTS	287,995,056.69	140,737,961.99	189,312.96	310,950.92	428,231,262.56	1,120,247.56	25,759,051.60	-	8,765,625.00	35,644,924.16	1,120,247.56	-	-	-	35,644,924.16	464,876,186.72	-	191,250.00	-	191,250.00	289,113,284.25	166,688,265.59	189,312.96	9,076,575.92	465,067,456.72			
Notice of Cash Allocation (NCA)	211,517,357.54	120,259,402.89	-	-	331,776,760.43	1,120,247.56	25,759,051.60	-	8,765,625.00	35,644,924.16	1,120,247.56	-	-	-	35,644,924.16	367,421,684.59	-	191,250.00	-	191,250.00	212,637,605.10	146,209,704.49	-	8,765,625.00	367,612,954.59			
MDS Checks Issued	45,955,479.37	10,570,518.24	-	-	54,523,997.61	1,120,247.56	-	-	-	1,120,247.56	-	-	-	-	1,120,247.56	55,644,245.17	-	191,250.00	-	191,250.00	167,563,878.17	155,447,936.25	-	8,765,625.00	311,777,459.42			
Advice to Debit Account	167,563,878.17	109,688,884.65	-	-	277,252,762.82	-	25,759,051.60	-	8,765,625.00	34,524,676.60	-	-	-	-	34,524,676.60	311,777,459.42	-	-	-	-	-	-	-	-	-	-	-	
Notice of Transfer Allocations (NTA)	-	-	-	-	-	-	-	-	-	-	-	-	-	-	-	-	-	-	-	-	-	-	-	-	-	-		
MDS Checks Issued	-	-	-	-	-	-	-	-	-	-	-	-	-	-	-	-	-	-	-	-	-	-	-	-	-	-		
Advice to Debit Account	-	-	-	-	-	-	-	-	-	-	-	-	-	-	-	-	-	-	-	-	-	-	-	-	-	-		
Working Fund for FAPs	-	-	-	-	-	-	-	-	-	-	-	-	-	-	-	-	-	-	-	-	-	-	-	-	-	-		
Cash Disbursement Ceiling (CDC)	76,475,679.15	20,478,559.10	189,312.96	310,950.92	97,454,502.13	1,120,247.56	-	-	-	-	-	-	-	-	-	97,454,502.13	-	-	-	76,475,679.15	20,478,559.10	189,312.96	9,076,575.92	97,454,502.13				
TOTAL CASH DISBURSEMENTS	287,995,056.69	140,737,961.99	189,312.96	310,950.92	428,231,262.56	1,120,247.56	25,759,051.60	-	8,765,625.00	35,644,924.16	1,120,247.56	-	-	-	35,644,924.16	464,876,186.72	-	191,250.00	-	191,250.00	289,113,284.25	166,688,265.59	189,312.96	9,076,575.92	465,067,456.72			
NON-CASH DISBURSEMENTS	18,394,262.18	6,575,369.46	-	-	24,969,631.64	-	-	-	-	-	-	-	-	-	-	24,969,631.64	-	-	-	18,394,262.18	6,575,369.46	-	-	-	24,969,631.64			
Tax Remittance	18,394,262.18	6,575,369.46	-	-	24,969,631.64	-	-	-	-	-	-	-	-	-	-	24,969,631.64	-	-	-	18,394,262.18	6,575,369.46	-	-	-	24,969,631.64			
Advices Issued (TRA)	-	-	-	-	-	-	-	-	-	-	-	-	-	-	-	-	-	-	-	-	-	-	-	-	-	-		
Documentary Stamp	-	-	-	-	-	-	-	-	-	-	-	-	-	-	-	-	-	-	-	-	-	-	-	-	-	-		
TOTAL NON-CASH DISBURSEMENTS	18,394,262.18	6,575,369.46	-	-	24,969,631.64	-	-	-	-	-	-	-	-	-	-	24,969,631.64	-	-	-	18,394,262.18	6,575,369.46	-	-	-	24,969,631.64			
GRAND TOTAL	306,387,288.87	147,313,331.45	189,312.96	310,950.92	454,200,894.20	1,120,247.56	25,759,051.60	-	8,765,625.00	35,644,924.16	1,120,247.56	-	-	-	35,644,924.16	489,845,818.36	-	191,250.00	-	191,250.00	307,507,546.43	173,263,653.05	189,312.96	9,076,575.92	490,037,068.36			


**SUMMARY**

Particulars (1)	Previous Report (2)	This Month (3)	As at Date (4)
Total Disbursement Authorities Received	307,276,213.82	1,211,179,631.64	1,518,455,845.46
NCA	-	1,186,210,000.00	1,186,210,000.00
NTA	-	-	-
Working Fund	307,276,213.82	24,969,631.64	332,245,845.46
TRA	-	-	-
CDC	-	-	-
NCAA	-	-	-
Total Disbursement Authorities Available	307,276,213.82	1,211,179,631.64	1,518,455,845.46
Less:			
Lapsed NCA Disbursements	6,880,817,378.80	454,200,894.20	7,335,018,273.00
Less: Other Non-Cash Disbursements	-	-	-
Disbursements effected through outright deductions from claims	-	-	-
Overpayment of expenses (e.g. personnel benefits)	-	-	-
Restitution for loss of government property	-	-	-
Liquidated damages and similar claims	-	-	-
Others (e.g. TEF, BTR, Docs Stamp, etc.)	-	-	-
Balance of Disbursement Authorities as at date	6,573,541,164.98	756,978,737.44	5,816,562,427.54
Total Disbursements Program	6,880,817,378.80	454,200,894.20	7,335,018,273.00
Less: * Actual Disbursements	-	-	-
(Over)/Under spending	-	-	-

Notes: \* Based on reports submitted by Regional Consular Offices and Foreign Service Posts as of date

Prepared by:   
Princesa Cuadra  
Accounts Examiner  
Date: 12/22/20

Certified Correct:   
Myla Gracia  
Acting Department Chief Accountant  
Date: 

Approved By:   
Myla Gracia  
Assistant Secretary  
Office of Financial Management Services  
Date:

**OFFICE OF FINANCIAL MANAGEMENT SERVICES**

22 December 2020

**Dear Secretary Avisado,**

In compliance with DBM-COA Joint Circular No. 2019-1 dated 01 January 2019, this Office respectfully submits the Monthly Report of Disbursements (FAR No. 4) of the Department of Foreign Affairs – Office of the Secretary for the month of November 2020.

Very truly yours,

*For the Secretary of Foreign Affairs:*

  
**MYLA GRACE RAGENIA C. MACAHILIG**  
Assistant Secretary

**Secretary WENDEL E. AVISADO**  
Department of Budget and Management  
Malacañang, Manila

Encl: as stated

	INITIAL	DATE
Acting Chief Accountant	<i>gmv</i>	<i>23 Dec</i>
Assistant Chief Accountant	<i>dW fv</i>	<i>23 Dec. 2020</i>
Reviewer/Examiner	<i>p</i>	<i>12/22/20</i>

*M 1/05/2021*

MONTHLY REPORT OF DISBURSEMENTS  
For the month of November 2020

Department Department of Foreign Affairs (DFA)  
Agency/Entity Office of the Secretary  
Operating Unit Home Office  
Organization 12 001 1300085  
Code  
Fund Cluster 01 Regular Agency Fund

Particulars	Current Year Budget					Prior Year's Budget					Current Year's Accounts Payable					Prior Year's Accounts Payable					Total Liabilities					Grand Total					Remarks
	PS	MOOE	FinEx	CO	TOTAL	PS	MOOE	FinEx	CO	TOTAL	PS	MOOE	FinEx	CO	TOTAL	PS	MOOE	FinEx	CO	TOTAL	PS	MOOE	FinEx	CO	TOTAL	PS	MOOE	FinEx	CO	TOTAL	
1	2	3	4	5	6=(2+3+4+5)	7	8	9	10	11=(7+8+9+10)	12	13	14	15	16=(12+13+14+15)	17	18	19	20	21	22=(17+18+19+20+21)	23	24	25	26	27=(23+24+25+26)	28				
CASH DISBURSEMENTS	446,701,783.56	177,963,705.84	317,822.32	10,619,509.09	635,602,820.81	2,156,428.74	9,803,879.07	-	-	11,960,307.81	-	-	-	-	11,960,307.81	647,563,128.62	187,767,584.91	317,822.32	10,619,509.09	647,563,128.62	448,858,212.30	187,767,584.91	317,822.32	10,619,509.09	647,563,128.62						
Notice of Cash Allocation (NCA)	389,982,334.61	162,527,884.64	167,158.53	10,619,509.09	563,296,886.87	2,156,428.74	9,803,879.07	-	-	11,960,307.81	-	-	-	-	11,960,307.81	575,257,194.68	172,331,763.35	167,158.53	10,619,509.09	575,257,194.68	392,138,763.35	172,331,763.35	167,158.53	10,619,509.09	575,257,194.68						
MDS Checks Issued	142,033,294.85	105,889,421.79	167,158.53	10,619,509.09	258,709,384.26	1,056,947.14	1,350.84	-	-	1,058,297.98	-	-	-	-	1,058,297.98	259,767,682.24	105,890,772.63	167,158.53	10,619,509.09	259,767,682.24	143,090,241.99	105,890,772.63	167,158.53	10,619,509.09	259,767,682.24						
Advice to Debit Account	247,949,039.76	56,638,462.85	-	-	304,587,502.61	1,099,481.60	9,802,528.23	-	-	10,902,009.83	-	-	-	-	10,902,009.83	315,489,512.44	66,440,991.08	-	-	315,489,512.44	249,048,521.36	66,440,991.08	-	-	315,489,512.44						
Notice of Transfer Allocations (NTA)	-	-	-	-	-	-	-	-	-	-	-	-	-	-	-	-	-	-	-	-	-	-	-	-	-	-	-	-	-	-	
MDS Checks Issued	-	-	-	-	-	-	-	-	-	-	-	-	-	-	-	-	-	-	-	-	-	-	-	-	-	-	-	-	-	-	
Advice to Debit Account	-	-	-	-	-	-	-	-	-	-	-	-	-	-	-	-	-	-	-	-	-	-	-	-	-	-	-	-	-	-	
Working Fund for FAPs	-	-	-	-	-	-	-	-	-	-	-	-	-	-	-	-	-	-	-	-	-	-	-	-	-	-	-	-	-	-	
Cash Disbursement Ceiling (CDC)	56,719,448.95	15,435,821.20	150,663.79	-	72,305,933.94	-	-	-	-	-	-	-	-	-	-	72,305,933.94	15,435,821.20	150,663.79	-	72,305,933.94	56,719,448.95	15,435,821.20	150,663.79	-	72,305,933.94						
TOTAL CASH DISBURSEMENTS	446,701,783.56	177,963,705.84	317,822.32	10,619,509.09	635,602,820.81	2,156,428.74	9,803,879.07	-	-	11,960,307.81	-	-	-	-	11,960,307.81	647,563,128.62	187,767,584.91	317,822.32	10,619,509.09	647,563,128.62	448,858,212.30	187,767,584.91	317,822.32	10,619,509.09	647,563,128.62						
NON-CASH DISBURSEMENTS	17,846,665.25	8,211,885.15	-	-	26,058,550.40	-	-	-	-	-	-	-	-	-	-	26,058,550.40	8,211,885.15	-	-	26,058,550.40	17,846,665.25	8,211,885.15	-	-	26,058,550.40						
Tax Remittance Advices Issued (TRA)	17,846,665.25	8,211,885.15	-	-	26,058,550.40	-	-	-	-	-	-	-	-	-	-	26,058,550.40	8,211,885.15	-	-	26,058,550.40	17,846,665.25	8,211,885.15	-	-	26,058,550.40						
Others (TEF, BTR, Tax, etc.)	-	-	-	-	-	-	-	-	-	-	-	-	-	-	-	-	-	-	-	-	-	-	-	-	-	-	-	-	-	-	
TOTAL NON-CASH DISBURSEMENTS	17,846,665.25	8,211,885.15	-	-	26,058,550.40	-	-	-	-	-	-	-	-	-	-	26,058,550.40	8,211,885.15	-	-	26,058,550.40	17,846,665.25	8,211,885.15	-	-	26,058,550.40						
GRAND TOTAL	464,548,448.81	186,175,590.99	317,822.32	10,619,509.09	661,661,371.21	2,156,428.74	9,803,879.07	-	-	11,960,307.81	-	-	-	-	11,960,307.81	673,621,679.02	195,979,470.55	317,822.32	10,619,509.09	673,621,679.02	466,704,877.55	195,979,470.55	317,822.32	10,619,509.09	673,621,679.02						

**SUMMARY**

Particulars	Previous Report	This Month	As at Date
(1)	(2)	(3)	(4)
Total Disbursement: Authorities Received	332,245,845.46	1,347,134,550.40	1,679,380,395.86
NCA	-	1,321,076,000.00	1,321,076,000.00
Working Fund	332,245,845.46	26,058,550.40	358,304,395.86
TRA	-	-	-
CDC	-	-	-
NCAA	-	-	-
Total Disbursement: Authorities Available	332,245,845.46	1,347,134,550.40	1,679,380,395.86
Less: Notice of Transfer of Allocations (NTA) - Issued	-	-	-
Less: Other Non-Cash Disbursements	7,335,018,273.00	661,661,371.21	7,996,679,644.21
Less: Other Non-Cash Disbursements	-	-	-
Overpayment of expense (e.g. personnel benefits)	-	-	-
Restoration for loss of government property	-	-	-
Others (e.g. TEF, BTR, Decs Stamp, etc.)	-	-	-
Adjustments (e.g. cancelled/staled checks)	-	-	-
Balance of Disbursement Authorities as at date	7,002,963,677.54	685,473,179.19	6,317,490,498.35
Total Disbursements Program	7,335,018,273.00	661,661,371.21	7,996,679,644.21
Less: Actual Disbursements	-	-	-
Over/Under Spending	-	-	-

Notes: \* Based on reports submitted by Regional Consular Offices and Foreign Service Posts as of date

Prepared by: Priscilla R. Cuadra  
Accounts Examiner  
Date: 12/23/20

Certified Correct: [Signature]  
LISA F. MACARAIG  
Acting Department Chief/Accountant  
Date: [Signature]

Approved By: [Signature]  
MYLA GRACE RAGAN/C. MACAHILIG  
Assistant Secretary  
Office of Financial Management Services  
Date:

**OFFICE OF FINANCIAL MANAGEMENT SERVICES**

28 January 2021

**Dear Secretary Avisado,**

In compliance with DBM-COA Joint Circular No. 2019-1 dated 01 January 2019, this Office respectfully submits the Monthly Report of Disbursements (FAR No. 4) of the Department of Foreign Affairs – Office of the Secretary for the month of December 2020.

Very truly yours,

*For the Secretary of Foreign Affairs:*

  
**MYLA GRACE RAGENIA C. MACAHILIG**  
Assistant Secretary

**Secretary WENDEL E. AVISADO**  
Department of Budget and Management  
Malacañang, Manila

Encl: as stated

	INITIAL	DATE
Acting Chief Accountant	<i>gr</i>	<i>03 Feb 2021</i>
Assistant Chief Accountant	<i>f. aw</i>	<i>02/02/21</i>
Reviewer/Examiner	<i>p.</i>	<i>1/26/21</i>

*8 2/11/21*



MONTHLY REPORT OF DISBURSEMENTS  
For the month of December 2020

Department of Foreign Affairs (DFA)  
Office of the Secretary  
Home Office  
Organization Code : 12 001 1300085  
Fund Cluster : 01 Regular Agency Fund

Particulars	Current Year Budget					Prior Year's Budget					Trust Liabilities					Grand Total					Remarks					
	PS	MOOE	CO	FinEx	TOTAL	PS	MOOE	CO	FinEx	TOTAL	PS	MOOE	CO	FinEx	TOTAL	PS	MOOE	CO	FinEx	TOTAL						
	2	3	5	4	6=(2+3+4+5)	7	8	10	11=(7+8+9+10)	12	13	14	15	16=(12+13+14+15)	17=(11+16)	18=(6+17)	19	20	21	22=(19+20+21)	23	24	25	26	27=(23+24+25+26)	28
CASH DISBURSEMENTS	520,339,240.18	1,582,621,853.80	1,235,177,637.46	495,329.49	3,338,654,060.93	4,182,779.33	4,829,113.04	-	9,011,892.37	-	-	-	-	9,011,892.37	9,011,892.37	3,347,645,953.30	-	-	-	-	524,522,019.51	1,587,450,966.84	495,329.49	1,235,177,637.46	3,347,645,953.30	-
Notice of Cash Allocation (NCA)	359,451,576.38	1,512,062,550.31	1,229,804,213.09	-	3,101,318,339.78	4,182,779.33	4,829,113.04	-	9,011,892.37	-	-	-	-	9,011,892.37	9,011,892.37	3,110,350,232.15	-	-	-	-	363,654,355.71	1,516,891,663.35	-	1,229,804,213.09	3,110,350,232.15	-
MDS Checks Issued	70,476,509.50	1,008,386,917.85	1,229,804,213.09	-	2,308,667,640.44	2,810,965.24	48,028.50	-	2,858,993.74	-	-	-	-	2,858,993.74	2,858,993.74	2,311,526,634.18	-	-	-	-	73,287,474.74	1,008,434,946.35	-	1,229,804,213.09	2,311,526,634.18	-
Advice to Debit Account	288,975,066.88	503,675,632.46	-	-	792,650,699.34	1,371,814.09	4,781,084.54	-	6,152,898.63	-	-	-	-	6,152,898.63	6,152,898.63	798,803,597.97	-	-	-	-	290,346,880.97	508,456,717.00	-	-	798,803,597.97	-
Notice of Transfer Allocations (NTA)	-	-	-	-	-	-	-	-	-	-	-	-	-	-	-	-	-	-	-	-	-	-	-	-	-	-
MDS Checks Issued	-	-	-	-	-	-	-	-	-	-	-	-	-	-	-	-	-	-	-	-	-	-	-	-	-	-
Advice to Debit Account	-	-	-	-	-	-	-	-	-	-	-	-	-	-	-	-	-	-	-	-	-	-	-	-	-	-
Working Fund for FAPs	-	-	-	-	-	-	-	-	-	-	-	-	-	-	-	-	-	-	-	-	-	-	-	-	-	-
Cash Disbursement Ceiling (CDO)	160,887,665.80	70,559,503.49	5,373,424.37	495,329.49	237,315,721.15	-	-	-	-	-	-	-	-	-	-	237,315,721.15	-	-	-	-	160,887,665.80	70,559,503.49	495,329.49	5,373,424.37	237,315,721.15	-
TOTAL CASH DISBURSEMENTS	520,339,240.18	1,582,621,853.80	1,235,177,637.46	495,329.49	3,338,654,060.93	4,182,779.33	4,829,113.04	-	9,011,892.37	-	-	-	-	9,011,892.37	9,011,892.37	3,347,645,953.30	-	-	-	-	524,522,019.51	1,587,450,966.84	495,329.49	1,235,177,637.46	3,347,645,953.30	-
NON-CASH DISBURSEMENTS	71,677,784.14	3,812,659.64	-	-	75,490,443.78	-	-	-	-	-	-	-	-	-	-	75,490,443.78	-	-	-	-	71,677,784.14	3,812,659.64	-	-	75,490,443.78	-
Tax Remittance Advices issued (TRA)	71,677,784.14	3,812,659.64	-	-	75,490,443.78	-	-	-	-	-	-	-	-	-	-	75,490,443.78	-	-	-	-	71,677,784.14	3,812,659.64	-	-	75,490,443.78	-
Others (TEF, BTR-Documentary Stamp Tax, etc.)	-	-	-	-	-	-	-	-	-	-	-	-	-	-	-	-	-	-	-	-	-	-	-	-	-	-
TOTAL NON-CASH DISBURSEMENTS	71,677,784.14	3,812,659.64	-	-	75,490,443.78	-	-	-	-	-	-	-	-	-	-	75,490,443.78	-	-	-	-	71,677,784.14	3,812,659.64	-	-	75,490,443.78	-
GRAND TOTAL	592,017,024.32	1,586,434,513.44	1,235,177,637.46	495,329.49	3,414,124,504.71	4,182,779.33	4,829,113.04	-	9,011,892.37	-	-	-	-	9,011,892.37	9,011,892.37	3,423,136,397.08	-	-	-	-	596,199,803.65	1,591,263,626.48	495,329.49	1,235,177,637.46	3,423,136,397.08	-

SUMMARY

Particulars	Previous Report	This Month	As at Date
	(2)	(3)	(4)
Total Disbursement Authorities Received	1,273,141,443.78	1,273,141,443.78	1,631,445,839.64
NTA	358,304,395.86	1,197,837,047.92	1,197,837,047.92
Working Fund	358,304,395.86	75,490,443.78	433,794,839.64
TRA	-	-	-
NCA	-	-	-
Less: Notice of Transfer of Allocations (NTA)* Issued	358,304,395.86	1,273,141,443.78	1,631,445,839.64
Total Disbursement Authorities Available	7,996,870,894.21	3,414,124,504.71	11,410,995,398.92
Less: Issued NCA	-	-	-
Disbursements	-	-	-
Disbursements effected through outright deductions from	-	-	-
Disbursements effected through cancellation of checks	-	-	-
Restitution for loss of government property	-	-	-
Liquidated damages and similar claims	-	-	-
Others (e.g., TEF, BTR, Docs Stamp, etc.)	-	-	-
Balance of Disbursements (Cancelled/Issued checks)	7,638,566,498.35	2,140,985,060.93	9,779,549,559.28
Total Disbursements Program	7,996,870,894.21	3,414,124,504.71	11,410,995,398.92
Less: Actual Disbursements (Over/Under spending)	-	-	-

Notes: \* Based on reports submitted by Regional Consular Offices and Foreign Service Posts as of date

Prepared by:

*Princess R. Cuadra*  
Account Examiner

Certified Correct:

*Myra*  
LILISA F. MACARAIG  
Acting Department Chief Accountant  
Date: *12/23/20*

Approved By:

*Myra*  
MYLA GRACE RACENIA C. MACAHILIG  
Assistant Secretary  
Office of Financial Management Services  
Date: