

OFFICE OF FINANCIAL MANAGEMENT SERVICES

03 February 2021

Dear Auditor Macalanda:

In compliance with DBM-COA Joint Circular No. 2014-1 dated 02 July 2014 respectfully submitted herewith is the Quarterly Report of Revenue and Other Receipts (FAR No.5) for the 4<sup>th</sup> Quarter of FY2020 of the Department of Foreign Affairs- Office of the Secretary – Business Related Funds.

Very truly yours,

For the Secretary of Foreign Affairs:

  
**MYLA GRACE RAGENIA C. MACAHILIG**  
Acting Assistant Secretary

**MS. LEONILA L. MACALANDA**  
Supervising Auditor  
Commission on Audit-DFA  
DFA Building, Roxas Blvd., Pasay City

Encl: As stated

|  | INITIAL    | DATE      |
|--|------------|-----------|
| FELISA F. MACARAIG<br>Acting Chief Accountant  | <i>gmm</i> | 04 Feb    |
| ALVAR E. ROSALES<br>Assistant Chief Accountant | <i>lar</i> | 03 Feb 21 |
| BENJAMIN C. BALOCATING<br>PRF-Unit Head        | <i>bjb</i> | 03 Feb/21 |

OFFICE OF THE AUDITOR  
DEPT. OF FOREIGN AFFAIRS  
**RECEIVED**  
By *LF*  
Date 02-11-2021  
Time 11:55 AM

**OFFICE OF FINANCIAL MANAGEMENT SERVICES**

03 February 2021

Dear Secretary Avisado:

In compliance with DBM-COA Joint Circular No. 2014-1 dated 02 July 2014 respectfully submitted herewith is the Quarterly Report of Revenue and Other Receipts (FAR No.5) for the 4<sup>th</sup> Quarter of FY2020 of the Department of Foreign Affairs- Office of the Secretary – Business Related Funds.




Very truly yours,

*For the Secretary of Foreign Affairs:*

  
**MYLA GRACE RAGENIA C. MACAHILIG**  
Acting Assistant Secretary

**The Honorable**  
**Secretary WENDEL E. AVISADO**  
Department of Budget and Management  
Malacañang, Manila


*Encl: As stated*


|  | INITIAL   | DATE        |
|--|---|-------------|
| FELISA F. MACARAIG<br>Acting Chief Accountant  |  | 04 Feb 2021 |
| ALVAR E. ROSALES<br>Assistant Chief Accountant |  | 03 Feb 21   |
| BENJAMIN C. BALOCATING<br>PRF-Unit Head        |  | FEB. 03/21  |


As at the Quarter Ending December 31, 2020

Department : Department of Foreign Affairs (DFA)  
 Agency : Office of the Secretary  
 Operating Unit : Home Office  
 Organization Code : 12 001 1300085  
 Fund Cluster : 06 - Business Related Funds

| Classification/Sources of Revenue and Other Receipts | UACS CODE  | REVENUE TARGET (Annual) per BESF | Actual Revenue and Other Receipts Collections |                            |                             |                            | Total          | Cumulative Remittance/Deposits to Date |                     |                | Variance         |      | Remarks |
|--|------------|----------------------------------|---|----------------------------|-----------------------------|----------------------------|----------------|--|---------------------|----------------|------------------|------|---------|
|  |            |                                  | 1st Quarter Ending March 31                   | 2nd Quarter Ending June 30 | 3rd Quarter Ending Sept. 30 | 4th Quarter Ending Dec. 31 |                | Remittance to BTR                      | Deposited with AGDB | TOTAL          | Amount           | %    |         |
| Business Related Funds                               | 1          | 576,886,000.00                   | 78,801,388.79                                 | 20,861,138.78              | 5,310,135.57                | 7,509,858.47               | 112,482,521.61 | 1,230,063.02                           | 104,356,458.59      | 105,586,521.61 | (464,403,478.39) | -81% |         |
| Revenue Collections                                  | 2          | 576,886,000.00                   | 78,664,500.00                                 | 18,367,732.97              | 5,307,928.71                | 7,482,665.50               | 109,822,827.18 | 1,230,063.02                           | 101,696,764.16      | 102,926,827.18 | (467,063,172.82) | -81% |         |
| Cash Revenue   |            | 576,886,000.00                   | 78,664,500.00                                 | 18,367,732.97              | 5,307,928.71                | 7,482,665.50               | 109,822,827.18 | 1,230,063.02                           | 101,696,764.16      | 102,926,827.18 | (467,063,172.82) | -81% |         |
| Others   |            | 0.00                             | 0.00  | 399,482.97                 | 243,928.71                  | 586,665.50                 | 1,230,077.18   | 1,230,063.02                           | 14.16               | 1,230,077.18   | 1,230,077.18     | 0%   |         |
| Others   | 1040101099 | 0.00                             | 0.00  | 399,482.97                 | 243,928.71                  | 586,665.50                 | 1,230,077.18   | 1,230,063.02                           | 14.16               | 1,230,077.18   | 1,230,077.18     | 0%   |         |
| Not Applicable                                       |            | 576,886,000.00                   | 78,664,500.00                                 | 17,968,250.00              | 5,064,000.00                | 6,896,000.00               | 108,592,750.00 | 0.00                                   | 101,696,750.00      | 101,696,750.00 | (488,293,250.00) | -81% |         |
| Other Service Income                                 | 4020199099 | 576,886,000.00                   | 78,664,500.00                                 | 17,968,250.00              | 5,064,000.00                | 6,896,000.00               | 108,592,750.00 | 0.00                                   | 101,696,750.00      | 101,696,750.00 | (488,293,250.00) | -81% |         |
| Non-Revenue Collections/Other Receipts               |            | 0.00                             | 136,888.79                                    | 2,493,405.81               | 2,206.86                    | 27,192.97                  | 2,659,694.43   | 0.00                                   | 2,659,694.43        | 2,659,694.43   | 0%               |      |         |
| Non-Cash Revenue                                     |            | 0.00                             | 0.00  | 0.00                       | 0.00                        | 0.00                       | 0.00           | 0.00                                   | 0.00                | 0.00           | 0%               |      |         |
| Others   |            | 0.00                             | 0.00  | 0.00                       | 0.00                        | 0.00                       | 0.00           | 0.00                                   | 0.00                | 0.00           | 0%               |      |         |
| Others   | 1040101099 | 0.00                             | 0.00  | 0.00                       | 0.00                        | 0.00                       | 0.00           | 0.00                                   | 0.00                | 0.00           | 0%               |      |         |
| Cash Receipts  |            | 0.00                             | 136,888.79                                    | 2,493,405.81               | 2,206.86                    | 27,192.97                  | 2,659,694.43   | 0.00                                   | 2,659,694.43        | 2,659,694.43   | 0%               |      |         |
| Others   |            | 0.00                             | 136,888.79                                    | 2,493,405.81               | 2,206.86                    | 27,192.97                  | 2,659,694.43   | 0.00                                   | 2,659,694.43        | 2,659,694.43   | 0%               |      |         |
| Others   | 1040101099 | 0.00                             | 136,888.79                                    | 2,493,405.81               | 2,206.86                    | 27,192.97                  | 2,659,694.43   | 0.00                                   | 2,659,694.43        | 2,659,694.43   | 0%               |      |         |
| TOTAL  |            | 576,886,000.00                   | 78,801,388.79                                 | 20,861,138.78              | 5,310,135.57                | 7,509,858.47               | 112,482,521.61 | 1,230,063.02                           | 104,356,458.59      | 105,586,521.61 | (464,403,478.39) | -81% |         |

Certified Correct:  
  
 FELISA F. MACARAIG  
 Date: 1/28/2021

Recommending Approval:  
  
 MYLA GRACE P. MACAHILIG  
 Date: 1/28/2021

Approved by:  
  
 EDUARDO MALAYA  
 Date: 1/28/2021

4 2/11/21

**OFFICE OF FINANCIAL MANAGEMENT SERVICES**

03 February 2021

**Dear Ms. Macalanda,**

In compliance with DBM-COA Joint Circular No. 2014-1 dated 02 July 2014, respectfully submitted herewith is the Quarterly Report of Revenue and Other Receipts (FAR No. 5) of the Department of Foreign Affairs – Office of the Secretary for the months of October to December 2020.

Very truly yours,

*For the Secretary of Foreign Affairs:*

**MYLA GRACE RAGENIA C. MACAHILIG**  
Assistant Secretary


**MS. LEONILA L. MACALANDA**  
Supervising Auditor  
Commission on Audit – DFA  
DFA Building, Roxas Blvd., Pasay City

Encl: as stated

|                            | INITIAL | DATE             |
|----------------------------|---------|------------------|
| Chief Accountant           | grv     | 03 Feb 2021      |
| Assistant Chief Accountant | aw      | 03 Feb 2021      |
| Examiner                   | ay.     | 03 February 2021 |

OFFICE OF THE AUDITOR  
OF FOREIGN AFFAIRS  
**RECEIVED**

By  
Date  
Time


By   
Date 02-11-2021  
Time 11:55 am




As at the Quarter Ending December 31, 2020

Department : Department of Foreign Affairs (DFA)  
 Agency : Office of the Secretary  
 Operating Unit : Home Office  
 Organization Code : 12 001 1300085  
 Fund Cluster : 01 - Regular Agency Fund

| Classification/Sources of Revenue and Other Receipts | UACS CODE  | REVENUE TARGET (Annual) per BESF | Actual Revenue and Other Receipts Collections |                            |                             |                            | Cumulative Remittance/Deposits to Date |                   |                     |                  | Variance           |            | Remarks |
|--|------------|----------------------------------|---|----------------------------|-----------------------------|----------------------------|--|-------------------|---------------------|------------------|--------------------|------------|---------|
|  |            |                                  | 1st Quarter Ending March 31                   | 2nd Quarter Ending June 30 | 3rd Quarter Ending Sept. 30 | 4th Quarter Ending Dec. 31 | Total                                  | Remittance to BTr | Deposited with AGDB | TOTAL            | Amount             | %          |         |
| 1  | 2          | 3                                | 4   | 5                          | 6                           | 7                          | 8=({6+}7)+8+9                          | 9                 | 10                  | 11=({9+}10)      | 12=({8-}3)         | 13=({12}3) | 14      |
| Regular Agency Fund                                  |            | 8,659,499,000.00                 | 813,227,955.00                                | 1,102,505,205.00           | 618,064,572.00              | 1,544,149,545.00           | 4,077,947,277.00                       | 1,163,920,817.00  | 2,914,026,460.00    | 4,077,947,277.00 | (4,581,551,723.00) | -53 %      |         |
| Revenue Collections                                  |            | 8,659,499,000.00                 | 804,991,586.00                                | 1,089,186,025.00           | 594,284,572.00              | 1,521,149,617.00           | 4,009,611,800.00                       | 1,157,405,304.00  | 2,852,206,496.00    | 4,009,611,800.00 | (4,649,887,200.00) | -54 %      |         |
| Cash Revenue   |            | 8,659,499,000.00                 | 804,685,144.00                                | 1,088,455,784.00           | 593,432,179.00              | 1,520,258,129.00           | 4,006,831,236.00                       | 1,157,404,314.00  | 2,849,426,922.00    | 4,006,831,236.00 | (4,652,667,764.00) | -54 %      |         |
| Non-Tax  |            | 8,659,499,000.00                 | 804,685,144.00                                | 1,088,455,784.00           | 593,432,179.00              | 1,520,258,129.00           | 4,006,831,236.00                       | 1,157,404,314.00  | 2,849,426,922.00    | 4,006,831,236.00 | (4,652,667,764.00) | -54 %      |         |
| Other Verification and Authentication Fees           | 402011099  | 471,681,000.00                   | 69,149,017.00                                 | 79,609,039.00              | 61,290,311.00               | 138,305,070.00             | 348,353,437.00                         | 24,111,500.00     | 324,241,937.00      | 348,353,437.00   | (123,327,563.00)   | -44 %      |         |
| Passport Fees  | 402011201  | 5,484,205,000.00                 | 495,003,716.00                                | 906,373,282.00             | 444,156,794.00              | 1,206,118,821.00           | 3,051,652,613.00                       | 1,131,644,050.00  | 1,920,008,563.00    | 3,051,652,613.00 | (2,432,552,387.00) | -89 %      |         |
| Visa Fees  | 402011202  | 1,839,285,000.00                 | 136,569,784.00                                | 39,486,468.00              | 9,579,840.00                | 24,786,380.00              | 210,422,472.00                         | 0.00              | 210,422,472.00      | 210,422,472.00   | (1,628,862,528.00) | -89 %      |         |
| Other Service Income                                 | 402019099  | 813,489,000.00                   | 103,954,119.00                                | 62,970,052.00              | 78,399,914.00               | 151,047,858.00             | 396,371,943.00                         | 1,634,936.00      | 394,737,007.00      | 396,371,943.00   | (417,117,057.00)   | -51 %      |         |
| Gain on Sale of Property, Plant and Equipment        | 4050104000 | 0.00                             | 0.00  | 0.00                       | 0.00                        | 0.00                       | 22,263.00                              | 5,320.00          | 16,943.00           | 22,263.00        | 22,263.00          | 0 %        |         |
| Other Gains  | 4050190000 | 50,839,000.00                    | 8,508.00                                      | 0.00                       | 0.00                        | 0.00                       | 8,508.00                               | 8,508.00          | 0.00                | 8,508.00         | (50,830,492.00)    | -100 %     |         |
| Non-Cash Receipts                                    |            | 0.00                             | 306,442.00                                    | 730,241.00                 | 852,393.00                  | 891,488.00                 | 2,780,564.00                           | 990.00            | 2,779,574.00        | 2,780,564.00     | 2,780,564.00       | 0 %        |         |
| Non-Tax  |            | 0.00                             | 306,442.00                                    | 730,241.00                 | 852,393.00                  | 891,488.00                 | 2,780,564.00                           | 990.00            | 2,779,574.00        | 2,780,564.00     | 2,780,564.00       | 0 %        |         |
| Interest on NG Deposits                              | 4020221001 | 0.00                             | 306,442.00                                    | 730,241.00                 | 852,393.00                  | 891,488.00                 | 2,780,564.00                           | 990.00            | 2,779,574.00        | 2,780,564.00     | 2,780,564.00       | 0 %        |         |
| Non-Revenue Collections/Other Receipts               |            | 0.00                             | 8,236,369.00                                  | 13,319,180.00              | 23,780,000.00               | 22,999,928.00              | 68,335,477.00                          | 6,515,513.00      | 61,819,964.00       | 68,335,477.00    | 68,335,477.00      | 0 %        |         |
| Cash Receipts  |            | 0.00                             | 8,236,369.00                                  | 13,319,180.00              | 23,780,000.00               | 22,999,928.00              | 68,335,477.00                          | 6,515,513.00      | 61,819,964.00       | 68,335,477.00    | 68,335,477.00      | 0 %        |         |
| Non-Tax  |            | 0.00                             | 8,236,369.00                                  | 13,319,180.00              | 23,780,000.00               | 22,999,928.00              | 68,335,477.00                          | 6,515,513.00      | 61,819,964.00       | 68,335,477.00    | 68,335,477.00      | 0 %        |         |
| Others   | 4020221099 | 0.00                             | 8,236,369.00                                  | 13,319,180.00              | 23,780,000.00               | 22,999,928.00              | 68,335,477.00                          | 6,515,513.00      | 61,819,964.00       | 68,335,477.00    | 68,335,477.00      | 0 %        |         |
| TOTAL  |            | 8,659,499,000.00                 | 813,227,955.00                                | 1,102,505,205.00           | 618,064,572.00              | 1,544,149,545.00           | 4,077,947,277.00                       | 1,163,920,817.00  | 2,914,026,460.00    | 4,077,947,277.00 | (4,581,551,723.00) | -53 %      |         |

Certified Correct:  
  
 FELISA F. MACARAIG  
 Date: 1/28/2021

Recommending Approval:  
  
 MYLA GRACE R. GENINA C. MACAHILIG  
 Date: 1/28/2021

Approved By:  
  
 J. EDUARDO MALAYA  
 Date: 1/28/2021

  
 2/11/21  
 Received by  
 Sir Frank of BUDGET Division