


STATEMENT OF APPROPRIATIONS, ALLOTMENTS, OBLIGATIONS, DISBURSEMENTS AND BALANCES  
As at the Quarter Ending 30 March 2021

Department : Department of Foreign Affairs (DFA)  
 Agency/Entity : Office of the Secretary  
 Operating Unit : Home Office  
 Organization Code : 12 001 1300085  
 Fund Cluster : 01 Regular Agency Fund  
 (e.g. UACS Fund Cluster: 01-Regular Agency Fund, 02-Foreign Assisted Projects Fund, 03-Special Account-Locally Funded/Domestic Grants Fund, and 04-Special Account-Foreign Assisted/Foreign Grants Fund)



Particulars	UACS CODE	Appropriations			Allotments					Current Year Obligations					Current Year Disbursements					Balances			
		Authorized Appropriations	Adjustments (Transfer To/From, Modifications/)	Adjusted Appropriations	Allotments Received	Adjustments (Reductions, Modifications/Augmentations)	Transf er To	Transf er From	Adjusted Total Allotments	1st Quarter Ending March 31	2nd Quarter Ending June 30	3rd Quarter Ending Sept. 30	4th Quarter Ending Dec. 31	TOTAL	1st Quarter Ending March 31	2nd Quarter Ending June 30	3rd Quarter Ending Sept. 30	4th Quarter Ending Dec. 31	TOTAL	Unreleased Appro	Unobligated Allotments	Unpaid Obligations (15-20)=(23+24)	
1	2	3	4	5=(3+4)	6	7	8	9	10=[(6+(-)7)-8+9]	11	12	13	14	15=(11+12+13+14)	16	17	18	19	20=(16+17+18+19)	21	22	23	24
<b>I. Agency Specific Budget</b>		22,259,987,001.00	-	22,259,987,001.00	17,339,234,733.00	-	-	-	17,339,234,733.00	8,854,375,058.97	-	-	-	8,854,375,058.97	2,681,856,784.55	-	-	-	2,681,856,784.55	4,920,752,268.00	8,684,859,674.03	5,972,518,274.42	-
General Administration and Support	10000000000000	3,627,903,000.00	375,213,000.00	4,003,116,000.00	2,480,908,000.00	375,213,000.00	-	-	2,856,121,000.00	603,783,195.68	-	-	-	603,783,195.68	513,318,298.89	-	-	-	513,318,298.89	1,146,895,000.00	2,252,337,804.32	90,464,896.79	-
General management and supervision	100000100001000	3,439,754,000.00	375,213,000.00	3,814,967,000.00	2,292,859,000.00	375,213,000.00	-	-	2,868,072,000.00	603,783,195.68	-	-	-	603,783,195.68	513,318,298.89	-	-	-	513,318,298.89	1,146,895,000.00	2,064,288,804.32	90,464,896.79	-
PS	1	654,275,000.00	375,213,000.00	1,029,488,000.00	654,275,000.00	375,213,000.00	-	-	1,029,488,000.00	461,717,659.67	-	-	-	461,717,659.67	455,350,426.17	-	-	-	455,350,426.17	567,770,340.33	6,367,233.50	84,097,663.29	-
MOOE	2	1,405,827,000.00	0.00	1,405,827,000.00	1,185,307,000.00	-	-	-	1,185,307,000.00	139,066,828.44	-	-	-	139,066,828.44	54,969,165.15	-	-	-	54,969,165.15	220,520,000.00	1,046,240,171.56	84,097,663.29	-
FinEx	3	3,406,000.00	0.00	3,406,000.00	3,406,000.00	-	-	-	3,406,000.00	2,998,707.57	-	-	-	2,998,707.57	2,998,707.57	-	-	-	2,998,707.57	-	407,292.43	-	-
CO	6	1,376,246,000.00	0.00	1,376,246,000.00	449,871,000.00	-	-	-	449,871,000.00	-	-	-	-	-	-	-	-	-	-	926,375,000.00	449,871,000.00	-	-
Administration of Personnel Benefits	100000100002000	188,049,000.00	-	188,049,000.00	188,049,000.00	-	-	-	188,049,000.00	-	-	-	-	-	-	-	-	-	-	-	188,049,000.00	-	-
PS	1	188,049,000.00	0.00	188,049,000.00	188,049,000.00	-	-	-	188,049,000.00	-	-	-	-	-	-	-	-	-	-	-	188,049,000.00	-	-
Sub-Total, General Administration and Support		3,627,903,000.00	375,213,000.00	4,003,116,000.00	2,480,908,000.00	375,213,000.00	-	-	2,856,121,000.00	603,783,195.68	-	-	-	603,783,195.68	513,318,298.89	-	-	-	513,318,298.89	1,146,895,000.00	2,252,337,804.32	90,464,896.79	-
PS		842,324,000.00	375,213,000.00	1,217,537,000.00	842,324,000.00	375,213,000.00	-	-	1,217,537,000.00	461,717,659.67	-	-	-	461,717,659.67	455,350,426.17	-	-	-	455,350,426.17	755,819,340.33	6,367,233.50	84,097,663.29	-
MOOE		1,405,827,000.00	0.00	1,405,827,000.00	1,185,307,000.00	-	-	-	1,185,307,000.00	139,066,828.44	-	-	-	139,066,828.44	54,969,165.15	-	-	-	54,969,165.15	220,520,000.00	1,046,240,171.56	84,097,663.29	-
FinEx (if Applicable)		3,406,000.00	0.00	3,406,000.00	3,406,000.00	-	-	-	3,406,000.00	2,998,707.57	-	-	-	2,998,707.57	2,998,707.57	-	-	-	2,998,707.57	-	407,292.43	-	-
CO		1,376,246,000.00	0.00	1,376,246,000.00	449,871,000.00	-	-	-	449,871,000.00	-	-	-	-	-	-	-	-	-	-	926,375,000.00	449,871,000.00	-	-
Support to Operations	200000000000000	127,104,000.00	(84,162,000.00)	42,942,000.00	122,420,000.00	(84,162,000.00)	-	-	38,258,000.00	236,944.70	-	-	-	236,944.70	11,000.00	-	-	-	11,000.00	4,684,000.00	38,021,055.30	225,944.70	-
Legal services	200000100001000	63,709,000.00	(46,132,000.00)	17,577,000.00	63,709,000.00	(46,132,000.00)	-	-	17,577,000.00	35,356.62	-	-	-	35,356.62	-	-	-	-	-	-	17,541,643.38	35,356.62	-
PS	1	58,242,000.00	(46,132,000.00)	12,110,000.00	58,242,000.00	(46,132,000.00)	-	-	12,110,000.00	-	-	-	-	-	-	-	-	-	-	-	12,110,000.00	-	-
MOOE	2	5,467,000.00	0.00	5,467,000.00	5,467,000.00	-	-	-	5,467,000.00	35,356.62	-	-	-	35,356.62	-	-	-	-	-	-	5,431,643.38	35,356.62	-
Coordination, integration, planning and monitoring of foreign policy	200000100002000	63,395,000.00	(38,030,000.00)	25,365,000.00	58,711,000.00	(38,030,000.00)	-	-	20,681,000.00	201,588.08	-	-	-	201,588.08	11,000.00	-	-	-	11,000.00	4,684,000.00	20,479,411.92	190,588.08	-
PS	1	47,578,000.00	(38,030,000.00)	9,548,000.00	47,578,000.00	(38,030,000.00)	-	-	9,548,000.00	-	-	-	-	-	-	-	-	-	-	-	9,548,000.00	-	-
MOOE	2	15,817,000.00	0.00	15,817,000.00	11,133,000.00	-	-	-	11,133,000.00	201,588.08	-	-	-	201,588.08	11,000.00	-	-	-	11,000.00	4,684,000.00	10,931,411.92	190,588.08	-
Sub-Total, Support to Operations		127,104,000.00	(84,162,000.00)	42,942,000.00	122,420,000.00	(84,162,000.00)	-	-	38,258,000.00	236,944.70	-	-	-	236,944.70	11,000.00	-	-	-	11,000.00	4,684,000.00	38,021,055.30	225,944.70	-
PS		105,820,000.00	(84,162,000.00)	21,658,000.00	105,820,000.00	(84,162,000.00)	-	-	21,658,000.00	-	-	-	-	-	-	-	-	-	-	-	21,658,000.00	-	-
MOOE		21,284,000.00	0.00	21,284,000.00	16,600,000.00	-	-	-	16,600,000.00	236,944.70	-	-	-	236,944.70	11,000.00	-	-	-	11,000.00	4,684,000.00	18,363,055.30	225,944.70	-
FinEx (if Applicable)		-	-	-	-	-	-	-	-	-	-	-	-	-	-	-	-	-	-	-	-	-	-
CO		-	-	-	-	-	-	-	-	-	-	-	-	-	-	-	-	-	-	-	-	-	-
Operations	300000000000000	18,505,080,001.00	(291,051,000.00)	18,214,029,001.00	14,735,906,733.00	(291,051,000.00)	-	-	14,444,855,733.00	8,050,354,918.59	-	-	-	8,050,354,918.59	2,168,527,485.66	-	-	-	2,168,527,485.66	3,769,173,268.00	6,394,500,814.41	5,881,827,432.93	-
OO : Foreign relations strengthened to promote national development and DIPLOMACY PROGRAM		9,883,726,001.00	(71,101,000.00)	9,812,625,001.00	9,734,627,733.00	(71,101,000.00)	-	-	9,663,526,733.00	5,796,050,976.94	-	-	-	5,796,050,976.94	1,790,244,015.32	-	-	-	1,790,244,015.32	149,098,268.00	3,867,475,756.06	4,005,806,961.82	-
Formulation, coordination and supervision of foreign policy	310100100001000	2,801,400,001.00	(2,988,000.00)	2,798,412,001.00	2,715,443,733.00	(2,988,000.00)	-	-	2,712,455,733.00	1,165,082,373.57	-	-	-	1,165,082,373.57	1,005,017,844.42	-	-	-	1,005,017,844.42	85,956,268.00	1,547,373,359.43	160,064,529.15	-
PS	1	216,836,000.00	(2,988,000.00)	213,848,000.00	216,836,000.00	(2,988,000.00)	-	-	213,848,000.00	-	-	-	-	-	-	-	-	-	-	-	213,848,000.00	-	-
MOOE	2	2,584,564,001.00	0.00	2,584,564,001.00	2,498,607,733.00	(0.00)	-	-	2,498,607,733.00	1,165,082,373.57	-	-	-	1,165,082,373.57	1,005,017,844.42	-	-	-	1,005,017,844.42	85,956,268.00	1,333,525,359.43	160,064,529.15	-
Conduct of bilateral and multilateral relations in accordance with foreign policy directives	310100100002000	7,082,326,000.00	(68,113,000.00)	7,014,213,000.00	7,019,184,000.00	(68,113,000.00)	-	-	6,951,071,000.00	4,630,968,603.37	-	-	-	4,630,968,603.37	785,226,170.90	-	-	-	785,226,170.90	63,142,000.00	2,320,102,396.63	3,845,742,432.47	-
PS	1	5,076,415,000.00	(68,113,000.00)	5,008,302,000.00	5,045,690,000.00	(68,113,000.00)	-	-	4,977,577,000.00	2,929,176,541.67	-	-	-	2,929,176,541.67	653,639,826.72	-	-	-	653,639,826.72	30,725,000.00	2,048,400,458.33	2,275,536,714.95	-
MOOE	2	1,899,448,000.00	0.00	1,899,448,000.00	1,869,946,000.00	(0.00)	-	-	1,869,946,000.00	1,691,431,561.70	-	-	-	1,691,431,561.70	129,639,892.79	-	-	-	129,639,892.79	29,502,000.00	178,514,438.30	1,561,791,868.91	-
FinEx	3	13,773,000.00	0.00	13,773,000.00	13,358,000.00	-	-	-	13,358,000.00	10,360,500.00	-	-	-	10,360,500.00	1,946,651.39	-	-	-	1,946,651.39	415,000.00	2,997,500.00	8,413,848.61	-
CO	6	92,690,000.00	0.00	92,690,000.00	90,190,000.00	-	-	-	90,190,000.00	-	-	-	-	-	-	-	-	-	-	2,500,000.00	90,190,000.00	-	-
OO : Overseas Filipinos protected and engaged, and consular services improved		8,621,354,000.00	(219,950,000.00)	8,401,404,000.00	5,001,279,000.00	(219,950,000.00)	-	-	4,781,329,000.00	2,254,303,941.65	-	-	-	2,254,303,941.65	378,283,470.34	-	-	-	378,283,470.34	3,620,075,000.00	2,527,025,058.35	1,876,020,471.31	-
CONSULAR / ATN PROGRAM		8,621,354,000.00	(219,950,000.00)	8,401,404,000.00	5,001,279,000.00	(219,950,000.00)	-	-	4,781,329,000.00	2,254,303,941.65	-	-	-	2,254,303,941.65	378,283,470.34	-	-	-	378,283,470.34	3,620,075,000.00	2,527,025,058.35	1,876,020,471.31	-
Provision of consular services including issuance of passports, visas and other	320100100001000	7,361,770,000.00	(219,950,000.00)	7,141,820,00																			




Particulars	UACS CODE	Appropriations				Allocments				Current Year Obligations				Current Year Disbursements				Balances					
		Authorized Appropriations	Adjustments (Transfer To/From, Modifications)	Adjusted Appropriations	Allocments Received	Adjustments (Reductions, Modifications, Augmentations)	Transfer To	Transfer From	Adjusted Total Allocments	1st Quarter Ending March 31	2nd Quarter Ending June 30	3rd Quarter Ending Sept. 30	4th Quarter Ending Dec. 31	TOTAL	1st Quarter Ending March 31	2nd Quarter Ending June 30	3rd Quarter Ending Sept. 30	4th Quarter Ending Dec. 31	TOTAL	Unreleased Appro	Unobligated Allocments	Unpaid Obligations (15-20)(23-24) Due and Demandable	Not Yet Due and
1	2	3	4	5=(3+4)	6	7	8	9	10=(9-(4)-(7)-(8)-(9))	11	12	13	14	15=(11+12+13+14)	16	17	18	19	20=(16+17+18+19)	21	22	23	24
III. Special Purpose Fund																							
Contingent Fund																							
MOOE	2A																						
Miscellaneous Personnel Benefits Fund																							
PS																							
Personnel and Gratuity Fund																							
PS	1B																						
Unprogrammed Funds - Bayanilhan as One Act																							
MOOE																							
Sub-Total III. Special Purpose Fund																							
PS																							
MOOE																							
FINEX																							
CO																							
GRAND TOTAL																							
PS																							
MOOE																							
FINEX																							
CO																							

Certified Correct:  
  
**RACHEL M. OSI**  
 Budget Officer

Certified Correct:  
  
**FELISA F. MACARAIG**  
 Chief Accountant

Recommending Approval:  
  
**MYLA GRACIA RAGENIA C. MACAHILIG**  
 Assistant Secretary, OFMS

Approved by:  
 For the Secretary Foreign Affairs:  
  
**ANTONIO A. MORALES**  
 Officer-in-Charge for Administration



Department of Foreign Affairs (DFA)  
 Office of the Secretary  
 Home Office  
 12 001 1300085  
 Operating Unit  
 Organization Code  
 Fund Cluster

Department of Foreign Affairs (DFA)  
 Office of the Secretary  
 Home Office  
 12 001 1300085  
 Operating Unit  
 Organization Code  
 Fund Cluster

STATEMENT OF APPROPRIATIONS, ALLOTMENTS, OBLIGATIONS, DISBURSEMENTS AND BALANCES

As of 30 March 2021

Particulars	UACS CODE	Appropriations		Allotments		Obligations				Disbursements				Balances										
		Authorized Appropriations	Transfer To/From, Modifications/ Augmentations	Adjusted Appropriations	Adjustments (Reductions/ Modifications/ Augmentations)	Transfer To	Transfer From	Adjusted Allotments	1st Quarter Ending March 31	2nd Quarter Ending June 30	3rd Quarter Ending Sept. 30	4th Quarter Ending Dec. 31	TOTAL	1st Quarter Ending March 31	2nd Quarter Ending June 30	3rd Quarter Ending Sept. 30	4th Quarter Ending Dec. 31	TOTAL	Unreleased Appropriations	Unobligated Allotments	Unpaid Obligations Due and Demandable	Not Yet Due and Demandable		
1	2	3.00	4.00	5=(3+4)	7.00	8.00	9.00	10=(4+7)	11.00	12.00	13.00	14.00	15=(11+12+13+14)	16.00	17.00	18.00	19.00	20=(16+17+18+19)	21=(5-10)	22=(10-15)	23.00	24.00		
A AGENCY SPECIFIC BUDGET		22,259,987,000.00	(0.00)	22,259,987,000.00	(0.00)	-	-	17,339,234,733.00	8,654,375,058.97	4,685,122,770.94	4,885,153,662.19	4,885,153,662.19	4,685,122,770.94	2,881,856,784.55	517,254,738.27	435,537,179.84	435,537,179.84	435,537,179.84	1,396,142,055.45	4,920,752,268.00	142,817,000.00	8,684,539,674.03	5,972,518,274.42	
Personnel Services		2,430,061,000.00	6,951,001.76	2,437,012,001.76	2,430,061,000.00	-	-	2,437,012,001.76	483,537,179.84	401,616,483.35	401,616,483.35	401,616,483.35	483,537,179.84	83,717,558.43	878,887,317.18	8,923,007.87	2,018,125.00	1,464,784.09	8,549,560.54	1,396,142,055.45	1,396,142,055.45	1,396,142,055.45	1,396,142,055.45	
Salaries and Wages		2,430,061,000.00	6,951,001.76	2,437,012,001.76	2,430,061,000.00	-	-	2,437,012,001.76	483,537,179.84	401,616,483.35	401,616,483.35	401,616,483.35	483,537,179.84	83,717,558.43	878,887,317.18	8,923,007.87	2,018,125.00	1,464,784.09	8,549,560.54	1,396,142,055.45	1,396,142,055.45	1,396,142,055.45	1,396,142,055.45	
Basic Salary - Civilian		1,718,408,000.00	6,951,001.76	1,725,359,001.76	1,718,408,000.00	-	-	1,725,359,001.76	483,537,179.84	401,616,483.35	401,616,483.35	401,616,483.35	483,537,179.84	83,717,558.43	878,887,317.18	8,923,007.87	2,018,125.00	1,464,784.09	8,549,560.54	1,396,142,055.45	1,396,142,055.45	1,396,142,055.45	1,396,142,055.45	
Salaries and Wages - Casual/Contractual		711,653,000.00	7,900,000.00	729,553,000.00	711,653,000.00	-	-	729,553,000.00	401,616,483.35	401,616,483.35	401,616,483.35	401,616,483.35	401,616,483.35	83,717,558.43	878,887,317.18	8,923,007.87	2,018,125.00	1,464,784.09	8,549,560.54	1,396,142,055.45	1,396,142,055.45	1,396,142,055.45	1,396,142,055.45	
PERA - Civilian		501,010,000.00	6,951,001.76	507,961,001.76	501,010,000.00	-	-	507,961,001.76	483,537,179.84	401,616,483.35	401,616,483.35	401,616,483.35	483,537,179.84	83,717,558.43	878,887,317.18	8,923,007.87	2,018,125.00	1,464,784.09	8,549,560.54	1,396,142,055.45	1,396,142,055.45	1,396,142,055.45	1,396,142,055.45	
Representation Allowance (RA)		19,650,000.00	-	19,650,000.00	19,650,000.00	-	-	19,650,000.00	2,018,125.00	-	-	-	2,018,125.00	8,923,007.87	8,923,007.87	8,923,007.87	8,923,007.87	8,923,007.87	1,396,142,055.45	1,396,142,055.45	1,396,142,055.45	1,396,142,055.45	1,396,142,055.45	
Transportation Allowance (TA)		18,966,000.00	-	18,966,000.00	18,966,000.00	-	-	18,966,000.00	1,464,784.09	-	-	-	1,464,784.09	8,549,560.54	8,549,560.54	8,549,560.54	8,549,560.54	8,549,560.54	1,396,142,055.45	1,396,142,055.45	1,396,142,055.45	1,396,142,055.45	1,396,142,055.45	
Clothing/Uniform Allowance - Civilian		11,706,000.00	-	11,706,000.00	11,706,000.00	-	-	11,706,000.00	8,549,560.54	-	-	-	8,549,560.54	8,549,560.54	8,549,560.54	8,549,560.54	8,549,560.54	8,549,560.54	1,396,142,055.45	1,396,142,055.45	1,396,142,055.45	1,396,142,055.45	1,396,142,055.45	
Subsistence Allowance - Magna Carta for Public Health Workers under RA 7305		501,005,000.00	-	501,005,000.00	501,005,000.00	-	-	501,005,000.00	-	-	-	-	-	-	-	-	-	-	-	1,396,142,055.45	1,396,142,055.45	1,396,142,055.45	1,396,142,055.45	1,396,142,055.45
Laundry Allowance - Magna Carta Benefits for Public Health Workers under R.A. 7305		501,006,000.00	-	501,006,000.00	501,006,000.00	-	-	501,006,000.00	-	-	-	-	-	-	-	-	-	-	-	1,396,142,055.45	1,396,142,055.45	1,396,142,055.45	1,396,142,055.45	1,396,142,055.45
Coverage Allowance - Civilian		5,510,579,000.00	(7,900,000.00)	5,502,679,000.00	5,510,579,000.00	-	-	5,502,679,000.00	3,821,749,530.22	-	-	-	3,821,749,530.22	857,074,070.85	857,074,070.85	857,074,070.85	857,074,070.85	857,074,070.85	1,396,142,055.45	1,396,142,055.45	1,396,142,055.45	1,396,142,055.45	1,396,142,055.45	
Magnum Carta Benefits for Public Health Workers under R.A. 7305		501,110,000.00	-	501,110,000.00	501,110,000.00	-	-	501,110,000.00	-	-	-	-	-	-	-	-	-	-	-	1,396,142,055.45	1,396,142,055.45	1,396,142,055.45	1,396,142,055.45	1,396,142,055.45
Magnum Carta Benefits for Public Health Workers under R.A. 7305		501,110,000.00	-	501,110,000.00	501,110,000.00	-	-	501,110,000.00	-	-	-	-	-	-	-	-	-	-	-	1,396,142,055.45	1,396,142,055.45	1,396,142,055.45	1,396,142,055.45	1,396,142,055.45
Magnum Carta Benefits for Public Health Workers under R.A. 7305		501,110,000.00	-	501,110,000.00	501,110,000.00	-	-	501,110,000.00	-	-	-	-	-	-	-	-	-	-	-	1,396,142,055.45	1,396,142,055.45	1,396,142,055.45	1,396,142,055.45	1,396,142,055.45
Magnum Carta Benefits for Public Health Workers under R.A. 7305		501,110,000.00	-	501,110,000.00	501,110,000.00	-	-	501,110,000.00	-	-	-	-	-	-	-	-	-	-	-	1,396,142,055.45	1,396,142,055.45	1,396,142,055.45	1,396,142,055.45	1,396,142,055.45
Magnum Carta Benefits for Public Health Workers under R.A. 7305		501,110,000.00	-	501,110,000.00	501,110,000.00	-	-	501,110,000.00	-	-	-	-	-	-	-	-	-	-	-	1,396,142,055.45	1,396,142,055.45	1,396,142,055.45	1,396,142,055.45	1,396,142,055.45
Magnum Carta Benefits for Public Health Workers under R.A. 7305		501,110,000.00	-	501,110,000.00	501,110,000.00	-	-	501,110,000.00	-	-	-	-	-	-	-	-	-	-	-	1,396,142,055.45	1,396,142,055.45	1,396,142,055.45	1,396,142,055.45	1,396,142,055.45
Magnum Carta Benefits for Public Health Workers under R.A. 7305		501,110,000.00	-	501,110,000.00	501,110,000.00	-	-	501,110,000.00	-	-	-	-	-	-	-	-	-	-	-	1,396,142,055.45	1,396,142,055.45	1,396,142,055.45	1,396,142,055.45	1,396,142,055.45
Magnum Carta Benefits for Public Health Workers under R.A. 7305		501,110,000.00	-	501,110,000.00	501,110,000.00	-	-	501,110,000.00	-	-	-	-	-	-	-	-	-	-	-	1,396,142,055.45	1,396,142,055.45	1,396,142,055.45	1,396,142,055.45	1,396,142,055.45
Magnum Carta Benefits for Public Health Workers under R.A. 7305		501,110,000.00	-	501,110,000.00	501,110,000.00	-	-	501,110,000.00	-	-	-	-	-	-	-	-	-	-	-	1,396,142,055.45	1,396,142,055.45	1,396,142,055.45	1,396,142,055.45	1,396,142,055.45
Magnum Carta Benefits for Public Health Workers under R.A. 7305		501,110,000.00	-	501,110,000.00	501,110,000.00	-	-	501,110,000.00	-	-	-	-	-	-	-	-	-	-	-	1,396,142,055.45	1,396,142,055.45	1,396,142,055.45	1,396,142,055.45	1,396,142,055.45
Magnum Carta Benefits for Public Health Workers under R.A. 7305		501,110,000.00	-	501,110,000.00	501,110,000.00	-	-	501,110,000.00	-	-	-	-	-	-	-	-	-	-	-	1,396,142,055.45	1,396,142,055.45	1,396,142,055.45	1,396,142,055.45	1,396,142,055.45
Magnum Carta Benefits for Public Health Workers under R.A. 7305		501,110,000.00	-	501,110,000.00	501,110,000.00	-	-	501,110,000.00	-	-	-	-	-	-	-	-	-	-	-	1,396,142,055.45	1,396,142,055.45	1,396,142,055.45	1,396,142,055.45	1,396,142,055.45
Magnum Carta Benefits for Public Health Workers under R.A. 7305		501,110,000.00	-	501,110,000.00	501,110,000.00	-	-	501,110,000.00	-	-	-	-	-	-	-	-	-	-	-	1,396,142,055.45	1,396,142,055.45	1,396,142,055.45	1,396,142,055.45	1,396,142,055.45
Magnum Carta Benefits for Public Health Workers under R.A. 7305		501,110,000.00	-	501,110,000.00	501,110,000.00	-	-	501,110,000.00	-	-	-	-	-	-	-	-	-	-	-	1,396,142,055.45	1,396,142,055.45	1,396,142,055.45	1,396,142,055.45	1,396,142,055.45
Magnum Carta Benefits for Public Health Workers under R.A. 7305		501,110,000.00	-	501,110,000.00	501,110,000.00	-	-	501,110,000.00	-	-	-	-	-	-	-	-	-	-	-	1,396,142,055.45	1,396,142,055.45	1,396,142,055.45	1,396,142,055.45	1,396,142,055.45
Magnum Carta Benefits for Public Health Workers under R.A. 7305		501,110,000.00	-	501,110,000.00	501,110,000.00	-	-	501,110,000.00	-	-	-	-	-	-	-	-	-	-	-	1,396,142,055.45	1,396,142,055.45	1,396,142,055.45	1,396,142,055.45	1,396,142,055.45
Magnum Carta Benefits for Public Health Workers under R.A. 7305		501,110,000.00	-	501,110,000.00	501,110,000.00	-	-	501,110,000.00	-	-	-	-	-	-	-	-	-	-	-	1,396,142,055.45	1,396,142,055.45	1,396,142,055.45	1,396,142,055.45	1,396,142,055.45
Magnum Carta Benefits for Public Health Workers under R.A. 7305		501,110,000.00	-	501,110,000.00	501,110,000.00	-	-	501,110,000.00	-	-	-	-	-	-	-	-	-	-	-	1,396,142,055.45	1,396,142,055.45	1,396,142,055.45	1,396,142,055.45	1,396,142,055.45
Magnum Carta Benefits for Public Health Workers under R.A. 7305		501,110,000.00	-	501,110,000.00	501,110,000.00	-	-	501,110,000.00	-	-	-	-	-	-	-	-	-	-	-	1,396,142,055.45	1,396,142,055.45	1,396,142,055.45	1,396,142,055.45	1,396,142,055.45
Magnum Carta Benefits for Public Health Workers under R.A. 7305		501,110,000.00	-	501,110,000.00	501,110,000.00	-	-	501,110,000.00	-	-	-	-	-	-	-	-	-	-	-	1,396,142,055.45	1,396,142,055.45	1,396,142,055.45	1,396,142,055.45	1,396,142,055.45
Magnum Carta Benefits for Public Health Workers under R.A. 7305		501,110,000.00	-	501,110,000.00	501,110,000.00	-	-	501,110,000.00	-	-	-	-	-	-	-	-	-	-	-	1,396,142,055.45	1,396,142,055.45	1,396,142,055.45	1,396,142,055.45	1,396,142,055.45
Magnum Carta Benefits for Public Health Workers under R.A. 7305		501,110,000.00	-	501,110,000.00	501,110,000.																			



Particulars	UKAS CODE	Approved Appropriations	Adjustments (Transfer To/From, Modifications, Appropriations)	Adjusted Appropriations	Allocations Received	Adjustments (Reductions, Modifications, Appropriations)	Allocations										Obligations				Disbursements				Balances					
							Transfer From	Transfer To	Adjusted Appropriations	1st Quarter Ending March 31	2nd Quarter Ending June 30	3rd Quarter Ending Sept. 30	4th Quarter Ending Dec 31	TOTAL	1st Quarter Ending March 31	2nd Quarter Ending June 30	3rd Quarter Ending Sept. 30	4th Quarter Ending Dec 31	TOTAL	Unreleased Appropriations	Unobligated Appropriations	Unpaid Obligations Due and Demandable	Not Yet Due and Demandable							
		3.00	4.00	5+3+4	6.00	7.00	8.00	9.00	10+(6+7)	11.00	12.00	13.00	14.00	15+(11+12+13+14)	16.00	17.00	18.00	19.00	20+(16+17+18+19)	21+(5-10)	22-(10-15)	23.00	24.00							
1	502050000	296,173,000.00	36,514,106.22	334,687,106.22	289,985,000.00	36,514,106.22	308,699,166.22	308,699,166.22	184,713,167.27	184,713,167.27	184,713,167.27	184,713,167.27	740,839,571.12	14,391,180.90	4,732,839.52	1,795,980.07	3,134,933.77	4,463,274.80	264,152.74	13,563,000.00	180,000.00	36,500,000.00	180,000.00	180,000.00	3,870,000.00	143,785,989.55	170,323,507.50	46,791,181.50	13,134,869.58	4,108,500.00
	502050000	80,409,000.00	26,054,022.02	106,463,022.02	78,849,000.00	26,054,022.02	104,903,022.02	104,903,022.02	57,798,958.52	57,798,958.52	57,798,958.52	57,798,958.52	218,597,917.04	14,391,180.90	4,732,839.52	1,795,980.07	3,134,933.77	4,463,274.80	264,152.74	13,563,000.00	180,000.00	36,500,000.00	180,000.00	180,000.00	3,870,000.00	143,785,989.55	170,323,507.50	46,791,181.50	13,134,869.58	4,108,500.00
	502050000	61,506,000.00	3,202,503.48	64,708,503.48	61,001,000.00	3,202,503.48	64,203,503.48	64,203,503.48	43,455,987.55	43,455,987.55	43,455,987.55	43,455,987.55	167,909,485.03	14,391,180.90	4,732,839.52	1,795,980.07	3,134,933.77	4,463,274.80	264,152.74	13,563,000.00	180,000.00	36,500,000.00	180,000.00	180,000.00	3,870,000.00	143,785,989.55	170,323,507.50	46,791,181.50	13,134,869.58	4,108,500.00
	502050000	64,486,000.00	2,887,782.26	67,373,782.26	63,729,000.00	2,887,782.26	66,588,782.26	66,588,782.26	43,455,987.55	43,455,987.55	43,455,987.55	43,455,987.55	167,909,485.03	14,391,180.90	4,732,839.52	1,795,980.07	3,134,933.77	4,463,274.80	264,152.74	13,563,000.00	180,000.00	36,500,000.00	180,000.00	180,000.00	3,870,000.00	143,785,989.55	170,323,507.50	46,791,181.50	13,134,869.58	4,108,500.00
	502050000	66,119,000.00	79,541,420.24	145,660,420.24	64,151,000.00	13,422,420.24	77,573,420.24	77,573,420.24	43,105,686.12	43,105,686.12	43,105,686.12	43,105,686.12	167,508,102.24	14,391,180.90	4,732,839.52	1,795,980.07	3,134,933.77	4,463,274.80	264,152.74	13,563,000.00	180,000.00	36,500,000.00	180,000.00	180,000.00	3,870,000.00	143,785,989.55	170,323,507.50	46,791,181.50	13,134,869.58	4,108,500.00
	502050000	23,443,000.00	(647,614.93)	22,795,385.07	23,185,000.00	(647,614.93)	22,547,385.07	22,547,385.07	9,074,442.16	9,074,442.16	9,074,442.16	9,074,442.16	38,618,884.32	14,391,180.90	4,732,839.52	1,795,980.07	3,134,933.77	4,463,274.80	264,152.74	13,563,000.00	180,000.00	36,500,000.00	180,000.00	180,000.00	3,870,000.00	143,785,989.55	170,323,507.50	46,791,181.50	13,134,869.58	4,108,500.00
	502100000	53,792,000.00	254,000.00	54,046,000.00	53,612,000.00	254,000.00	53,866,000.00	53,866,000.00	13,796,000.00	13,796,000.00	13,796,000.00	13,796,000.00	67,662,000.00	13,796,000.00	13,796,000.00	13,796,000.00	13,796,000.00	264,152.74	254,000.00	180,000.00	180,000.00	180,000.00	180,000.00	3,870,000.00	343,572,339.25	467,914,510.25	157,161,430.80	13,134,869.58	4,108,500.00	
	502100000	50,000,000.00	-	50,000,000.00	50,000,000.00	-	50,000,000.00	50,000,000.00	13,500,000.00	13,500,000.00	13,500,000.00	13,500,000.00	63,000.00	13,500,000.00	13,500,000.00	13,500,000.00	13,500,000.00	264,152.74	254,000.00	180,000.00	180,000.00	180,000.00	180,000.00	3,870,000.00	343,572,339.25	467,914,510.25	157,161,430.80	13,134,869.58	4,108,500.00	
	502100000	443,829,000.00	(1,920,089.22)	441,908,910.78	439,359,000.00	(1,920,089.22)	437,438,910.78	437,438,910.78	296,000.00	296,000.00	296,000.00	296,000.00	1,000,000.00	7,861,976.92	1,375,695.00	1,349,938.88	1,349,938.88	4,463,274.80	264,152.74	13,563,000.00	180,000.00	36,500,000.00	180,000.00	180,000.00	3,870,000.00	343,572,339.25	467,914,510.25	157,161,430.80	13,134,869.58	4,108,500.00
	502110000	213,482,000.00	(8,875,543.80)	204,606,456.20	213,482,000.00	(8,875,543.80)	204,606,456.20	204,606,456.20	18,092,125.80	18,092,125.80	18,092,125.80	18,092,125.80	393,441.38	1,375,695.00	1,349,938.88	1,349,938.88	4,463,274.80	264,152.74	13,563,000.00	180,000.00	36,500,000.00	180,000.00	180,000.00	3,870,000.00	343,572,339.25	467,914,510.25	157,161,430.80	13,134,869.58	4,108,500.00	
	502110000	1,759,000.00	(4,767,378.00)	(3,008,378.00)	1,759,000.00	(4,767,378.00)	(3,008,378.00)	(3,008,378.00)	3,209,800.00	3,209,800.00	3,209,800.00	3,209,800.00	3,209,800.00	1,375,695.00	1,349,938.88	1,349,938.88	4,463,274.80	264,152.74	13,563,000.00	180,000.00	36,500,000.00	180,000.00	180,000.00	3,870,000.00	343,572,339.25	467,914,510.25	157,161,430.80	13,134,869.58	4,108,500.00	
	502110000	14,940,000.00	(11,630,200.00)	3,309,800.00	14,940,000.00	(11,630,200.00)	3,309,800.00	3,309,800.00	11,413,616.24	11,413,616.24	11,413,616.24	11,413,616.24	6,472,782.04	3,870,000.00	3,870,000.00	3,870,000.00	4,463,274.80	264,152.74	13,563,000.00	180,000.00	36,500,000.00	180,000.00	180,000.00	3,870,000.00	343,572,339.25	467,914,510.25	157,161,430.80	13,134,869.58	4,108,500.00	
	502110000	40,781,000.00	(17,192,383.76)	23,588,616.24	40,781,000.00	(17,192,383.76)	23,588,616.24	23,588,616.24	60,757,389.31	60,757,389.31	60,757,389.31	60,757,389.31	37,533,563.77	7,447,000.00	7,447,000.00	7,447,000.00	4,463,274.80	264,152.74	13,563,000.00	180,000.00	36,500,000.00	180,000.00	180,000.00	3,870,000.00	343,572,339.25	467,914,510.25	157,161,430.80	13,134,869.58	4,108,500.00	
	502110000	40,781,000.00	(17,192,383.76)	23,588,616.24	40,781,000.00	(17,192,383.76)	23,588,616.24	23,588,616.24	60,757,389.31	60,757,389.31	60,757,389.31	60,757,389.31	37,533,563.77	7,447,000.00	7,447,000.00	7,447,000.00	4,463,274.80	264,152.74	13,563,000.00	180,000.00	36,500,000.00	180,000.00	180,000.00	3,870,000.00	343,572,339.25	467,914,510.25	157,161,430.80	13,134,869.58	4,108,500.00	
	502120000	42,921,000.00	36,254,414.54	79,175,414.54	42,921,000.00	36,254,414.54	79,175,414.54	79,175,414.54	10,784,000.25	10,784,000.25	10,784,000.25	10,784,000.25	5,387,321.37	3,870,000.00	3,870,000.00	3,870,000.00	4,463,274.80	264,152.74	13,563,000.00	180,000.00	36,500,000.00	180,000.00	180,000.00	3,870,000.00	343,572,339.25	467,914,510.25	157,161,430.80	13,134,869.58	4,108,500.00	
	502120000	42,921,000.00	36,254,414.54	79,175,414.54	42,921,000.00	36,254,414.54	79,175,414.54	79,175,414.54	10,784,000.25	10,784,000.25	10,784,000.25	10,784,000.25	5,387,321.37	3,870,000.00	3,870,000.00	3,870,000.00	4,463,274.80	264,152.74	13,563,000.00	180,000.00	36,500,000.00	180,000.00	180,000.00	3,870,000.00	343,572,339.25	467,914,510.25	157,161,430.80	13,134,869.58	4,108,500.00	
	502120000	110,658,000.00	18,973,892.49	129,631,892.49	110,658,000.00	18,973,892.49	129,631,892.49	129,631,892.49	25,263,991.24	25,263,991.24	25,263,991.24	25,263,991.24	12,740,088.54	3,160,080.00	3,160,080.00	3,160,080.00	4,463,274.80	264,152.74	13,563,000.00	180,000.00	36,500,000.00	180,000.00	180,000.00	3,870,000.00	343,572,339.25	467,914,510.25	157,161,430.80	13,134,869.58	4,108,500.00	
	502120000	221,244,000.00	25,413,652.30	246,657,652.30	221,244,000.00	25,413,652.30	246,657,652.30	246,657,652.30	407,894.91	407,894.91	407,894.91	407,894.91	5,990,260.01	7,447,000.00	7,447,000.00	7,447,000.00	4,463,274.80	264,152.74	13,563,000.00	180,000.00	36,500,000.00	180,000.00	180,000.00	3,870,000.00	343,572,339.25	467,914,510.25	157,161,430.80	13,134,869.58	4,108,500.00	
	502120000	110,658,000.00	25,413,652.30	136,071,652.30	110,658,000.00	25,413,652.30	136,071,652.30	136,071,652.30	407,894.91	407,894.91	407,894.91	407,894.91	5,990,260.01	7,447,000.00	7,447,000.00	7,447,000.00	4,463,274.80	264,152.74	13,563,000.00	180,000.00	36,500,000.00	180,000.00	180,000.00	3,870,000.00	343,572,339.25	467,914,510.25	157,161,430.80	13,134,869.58	4,108,500.00	
	502130000	79,423,000.00	4,439,936.79	83,862,936.79	79,423,000.00	4,439,936.79	83,862,936.79	83,862,936.79	27,035.96	27,035.96	27,035.96	27,035.96	27,035.96	3,160,080.00	3,160,080.00	3,160,080.00	4,463,274.80	264,152.74	13,563,000.00	180,000.00	36,500,000.00	180,000.00	180,000.00	3,870,000.00	343,572,339.25	467,914,510.25	157,161,430.80	13,134,869.58	4,108,500.00	
	502130000	79,423,000.00	4,439,936.79	83,862,936.79	79,423,000.00	4,439,936.79	83,862,936.79	83,862,936.79	27,035.96	27,035.96	27,035.96	27,035.96	27,035.96	3,160,080.00	3,160,080.00	3,160,080.00	4,463,274.80	264,152.74	13,563,000.00	180,000.00	36,500,000.00	180,000.00	180,000.00	3,870,000.00	343,572,339.25	467,914,510.25	157,161,430.80	13,134,869.58	4,108,500.00	
	502130000	225,608,000.00	(28,585,397.28)	197,022,602.72	225,608,000.00	(28,585,397.28)	197,022,602.72	197,022,602.72	153,522,121.24	153,522,121.24	153,522,121.24	153,522,121.24	53,097,000.00	39,000																




Particulars	UKAS CODE	Appropriations				Allotments				Obligations				Disbursements				Balances					
		Authorized Appropriations	Adjustments (Transfer To/From, Modifications/ Augmentations)	Adjusted Appropriations	Allowments Received	Adjustments (Reductions, Modifications/ Augmentations)	Transfer To	Transfer From	Adjusted Allowments	1st Quarter Ending March 31	2nd Quarter Ending June 30	3rd Quarter Ending Sept. 30	4th Quarter Ending Dec. 31	TOTAL	1st Quarter Ending March 31	2nd Quarter Ending June 30	3rd Quarter Ending Sept. 30	4th Quarter Ending Dec. 31	TOTAL	Unreleased Appropriations	Unobligated Allowments	Unpaid Obligations Due and Demandable	Not Yet Due and Demandable
1	2	3.00	4.00	5=(3+4)	6.00	7.00	8.00	9.00	10=(6+7)	11.00	12.00	13.00	14.00	15=(11+12+13+14)	16.00	17.00	18.00	19.00	20=(16+17+18+19)	21=(5-10)	22=(10-15)	23.00	24.00
<b>Capital Outlays</b>		<b>1,514,501,000.00</b>		<b>1,514,501,000.00</b>	<b>585,626,000.00</b>				<b>585,626,000.00</b>											<b>928,875,000.00</b>	<b>585,626,000.00</b>		
Property, Plant and Equipment Outlay	5060400000	1,514,501,000.00		1,514,501,000.00	585,626,000.00				585,626,000.00											928,875,000.00	585,626,000.00		
Land	50604010-01	556,794,000.00		556,794,000.00																556,794,000.00			
Other Infrastructure Assets	50604030-99																						
Other Structures	50604040-99																						
Buildings	50604040-01	813,452,000.00		813,452,000.00	443,871,000.00				443,871,000.00											369,581,000.00	443,871,000.00		
Machinery	50604050-01																						
Office Equipment	50604050-02																						
Information and Communication Technology/ Equipment	50604050-03	6,000,000.00		6,000,000.00	6,000,000.00				6,000,000.00												6,000,000.00		
Communication Equipment	50604050-07																						
Military, Police and Security Equipment	50604050-10																						
ICT Software	50604050-15																						
Other Machinery and Equipment	50604050-99																						
Motor Vehicles	50604060-01	138,255,000.00		138,255,000.00	135,755,000.00				135,755,000.00											2,500,000.00	135,755,000.00		
Furniture and Fixtures	50604070-01																						
Books	50604070-02																						
Other Property, Plant and Equipment	50604090-99																						
<b>8. AUTOMATIC APPROPRIATIONS</b>	<b>5010301000</b>	<b>206,207,000.00</b>		<b>206,207,000.00</b>	<b>206,207,000.00</b>				<b>206,207,000.00</b>											<b>2,736,501.35</b>	<b>2,736,501.35</b>		
Retirement and Life Insurance Premiums	1A	206,207,000.00		206,207,000.00	206,207,000.00				206,207,000.00												2,736,501.35		
<b>C. SPECIAL PURPOSE FUNDS</b>			<b>33,757,938.37</b>	<b>33,757,938.37</b>					<b>33,757,938.37</b>														
Contingent Fund	2a																						
Subsidies - Others	5021499000																						
Donations	5029080000																						
Miscellaneous Personnel Benefits Fund																							
Lump-sum for Compensation Adjustment	50104990-06																						
Lump-sum for Filling of Positions - Civilian	50104990-07																						
Lump-sum for Step Increments - Length of Service	50104990-10																						
Other Personnel Benefits	50104990-99																						
Basic Salary	50101010-01																						
Monetization	5.0105E-11																						
Pension and Gratuity Fund	10																						
Other Personnel Benefits	5010400000																						
Terminal Leave Benefits - Civilian	50104030-01																						
Unprogrammed Funds - Bayanihan as One Act																							
Subsidies - Others	5021499000																						
<b>GRAND TOTAL</b>		<b>22,466,194,001.00</b>	<b>33,757,938.37</b>	<b>22,499,951,939.37</b>	<b>17,545,441,733.00</b>	<b>33,757,938.37</b>			<b>17,579,199,671.37</b>	<b>8,725,085,414.84</b>				<b>51,407,122.50</b>	<b>2,736,501.35</b>				<b>2,736,501.35</b>	<b>928,875,000.00</b>	<b>585,626,000.00</b>	<b>6,023,034,749.45</b>	
PS		8,913,407,000.00	33,757,938.37	8,947,164,938.37	8,770,590,000.00	33,757,938.37			8,804,347,938.37	4,755,833,126.81				1,416,335,936.29	1,416,335,936.29				1,416,335,936.29	4,755,833,126.81	1,416,335,936.29	3,339,407,190.52	
MOOE		12,014,054,001.00		12,014,054,001.00	8,165,947,733.00				8,165,947,733.00	3,950,490,080.46				1,280,147,981.11	1,280,147,981.11				1,280,147,981.11	3,948,106,048.00	4,215,457,652.54	2,670,940,689.35	
FINEX		24,232,000.00		24,232,000.00	23,278,000.00				23,278,000.00	18,762,207.57				5,567,397.99	5,567,397.99				5,567,397.99	23,278,000.00	23,278,000.00	13,194,869.38	
CO		1,514,501,000.00		1,514,501,000.00	585,626,000.00				585,626,000.00											928,875,000.00	585,626,000.00	6,023,034,749.45	

Certified Correct:  
  
**RACHEL M. OSI**  
 Budget Officer

Certified Correct:  
  
**ELISA F. MACARAIG**  
 Chief Accountant

Recommending Approval:  
  
**MYLA GRAE RIVERA C. MACAHILING**  
 Assistant Secretary, OFMIS

Approved by:  
 For the Secretary of Foreign Affairs  
  
**ANTONIO A. MORALES**  
 Officer-in-Charge for Administration





LIST OF THE ALLOTMENTS AND SUB-ALLOTMENTS  
As at the Quarter ending 30 March 2021


Department: Department of Foreign Affairs (DFA)  
 Agency/Entity: Office of the Secretary  
 Operating Unit: Home Office  
 Organization Code: 12 001 1300085  
 Fund Cluster: 01 Regular Agency Fund and Continuing Appropriations  
 (e.g. UACS Fund Cluster: 01-Regular Agency Fund, 02-Foreign Assisted Projects Fund, 03-Special Account-locally Funded/Domestic Grants Fund, and 04-Special Account-Foreign Assisted/Foreign Grants Fund)

No.	Number	Date	Description	UACS Code	Allotments/Sub-Allotments received from DBM FY 2020					Sub-Allotments to ROS/OUS					Total Allotments/Net of Sub-allotments				
					PS	MOOE	FinEX	CO	Sub-Total	PS	MOOE	FinEX	CO	TOTAL	PS	MOOE	FinEX	CO	TOTAL
1	2	3	4	5	6.00	7.00	8.00	9.00	10=(6+7+8+9)	11.00	12.00	13.00	14.00	15=	16=(6+11)	17=(7+12)	18=(8+13)	19=(9+14)	20=
A. Current Allotments received from DBM FY 2020					8,564,383,000.00	8,163,904,001.00	23,278,000.00	585,626,000.00	17,337,191,001.00	-	-	-	-	-	8,564,383,000.00	8,163,904,001.00	23,278,000.00	585,626,000.00	17,337,191,001.00
1	GENERAL ALLOTMENT RELEASE ORDER 2021-1	2/15/2021	Specific Budget of National Government Agencies Retirement and Life Insurance Premiums	104102	206,207,000.00	-	-	-	206,207,000.00	-	-	-	-	-	206,207,000.00	-	-	-	-
2	SARO-BMB-D-21-0000525	2/22/2021	Pension and Gratuity Fund	101407	19,303,234.00	-	-	-	19,303,234.00	-	-	-	-	-	19,303,234.00	-	-	-	-
3	SARO-BMB-D-21-0000565	2/23/2021	Specific Budget of National Government Agencies	101101	2,043,732.00	-	-	-	2,043,732.00	-	-	-	-	-	2,043,732.00	-	-	-	-
4	SARO-BMB-D-21-0000702	3/3/2021	Pension and Gratuity Fund	101407	14,454,705.00	-	-	-	14,454,705.00	-	-	-	-	-	14,454,705.00	-	-	-	-
5					33,757,939.00	-	-	-	33,757,939.00	-	-	-	-	-	33,757,939.00	-	-	-	-
6					-	-	-	-	-	-	-	-	-	-	-	-	-	-	-
7					-	-	-	-	-	-	-	-	-	-	-	-	-	-	-
8					-	-	-	-	-	-	-	-	-	-	-	-	-	-	-
9					-	-	-	-	-	-	-	-	-	-	-	-	-	-	-
10					-	-	-	-	-	-	-	-	-	-	-	-	-	-	-
Sub-Total Current Agency Specific Fund					8,840,149,610.00	8,163,904,001.00	23,278,000.00	585,626,000.00	17,612,957,611.00	-	-	-	-	-	8,840,149,610.00	8,163,904,001.00	23,278,000.00	585,626,000.00	17,612,957,611.00

No.	Number	Date	Description	UACS Code	Allotments/Sub-Allotments received from DBM FY 2020					Sub-Allotments to ROS/OUS					Total Allotments/Net of Sub-allotments				
					PS	MOOE	FinEX	CO	Sub-Total	PS	MOOE	FinEX	CO	TOTAL	PS	MOOE	FinEX	CO	TOTAL
B. Continuing Appropriations					3,510,667.50	3,770,950,064.49	1,167,643.87	705,952,745.60	4,481,581,121.46	-	-	-	-	-	3,510,667.50	3,770,950,064.49	1,167,643.87	705,952,745.60	4,481,581,121.46
1	COMPREHENSIVE RELEASE PER NBC. 583	1/4/2021	Specific Budget of National Government Agencies	101101	3,510,667.50	3,770,950,064.49	1,167,643.87	705,952,745.60	4,481,581,121.46	-	-	-	-	-	3,510,667.50	3,770,950,064.49	1,167,643.87	705,952,745.60	4,481,581,121.46
2					-	-	-	-	-	-	-	-	-	-	-	-	-	-	-
3					-	-	-	-	-	-	-	-	-	-	-	-	-	-	-
4					-	-	-	-	-	-	-	-	-	-	-	-	-	-	-
5					-	-	-	-	-	-	-	-	-	-	-	-	-	-	-
6					-	-	-	-	-	-	-	-	-	-	-	-	-	-	-
7					-	-	-	-	-	-	-	-	-	-	-	-	-	-	-
8					-	-	-	-	-	-	-	-	-	-	-	-	-	-	-
9					-	-	-	-	-	-	-	-	-	-	-	-	-	-	-
10					-	-	-	-	-	-	-	-	-	-	-	-	-	-	-
11					-	-	-	-	-	-	-	-	-	-	-	-	-	-	-
12					-	-	-	-	-	-	-	-	-	-	-	-	-	-	-
Sub-Total Continuing Appropriations Fund					3,510,667.50	3,770,950,064.49	1,167,643.87	705,952,745.60	4,481,581,121.46	-	-	-	-	-	3,510,667.50	3,770,950,064.49	1,167,643.87	705,952,745.60	4,481,581,121.46
Total Allotments					8,843,680,277.50	11,934,854,065.49	24,445,643.87	1,291,578,745.60	22,094,538,732.46	-	-	-	-	-	8,843,680,277.50	11,934,854,065.49	24,445,643.87	1,291,578,745.60	22,094,538,732.46

Certified Correct:  RACHEL M. OSI  
Budget Officer

Recommending Approval:  MYLA GRACE PAGANIA C. MACAHILIG  
Assistant Secretary, OFMS

Approved by:  ANTONIO A. MORALES  
Officer-in-Charge for Administration



Department : Department of Foreign Affairs (DFA)  
 Agency/Entity : Office of the Secretary  
 Operating Unit : Home Office  
 Organization Code : 12.001.1300085  
 Fund Cluster : 01 Regular Agency Fund  
 (e.g. UACS Fund Cluster: 01-Regular Agency Fund, 02-Foreign Assisted Projects Fund, 03-Special Account- Locally Funded/Domestic Grants Fund, and 04-Special Account- Foreign Assisted/Foreign Grants Fund)

STATEMENT OF APPROPRIATIONS, ALLOTMENTS, OBLIGATIONS, DISBURSEMENTS AND BALANCES  
 As at the Quarter Ending 30 March 2021

Particulars	UACS CODE	Appropriations				Allotments				Current Year Obligations				Current Year Disbursements				Balances				
		Authorized Appropriations	Adjustments (Transfer To/From, Modifications)	Adjusted Appropriations	Allocations Received	Adjustments (Reductions/Modifications/Augmentations)	Transfer to	Transfer from	Adjusted Total Allotments	1st Quarter Ending March 31	2nd Quarter Ending June 30	3rd Quarter Ending Sept. 30	4th Quarter Ending Dec. 31	TOTAL	1st Quarter Ending March 31	2nd Quarter Ending June 30	3rd Quarter Ending Sept. 30	4th Quarter Ending Dec. 31	TOTAL	Unreleased Appro	Unobligated Allotments	Unpaid Obligations (15-29)(23-29) Not Yet Due and
		3	4	5=3+4	6	7	8	9	10=(8+(7)-9)	11	12	13	14	15=(11+12+13+14)	16	17	18	19	20=(16+17+18+19)	21	22	23
<b>L. Agency Specific Budget</b>	<b>1000000000000000</b>	<b>5,048,438,798.75</b>	-	<b>5,048,438,798.75</b>	<b>4,140,899,113.75</b>	-	<b>1,077,999,113.75</b>	<b>1,077,999,113.75</b>	<b>81,044,125.04</b>	-	-	-	<b>81,044,125.04</b>	-	-	-	-	<b>20=(16+17+18+19)</b>	<b>688,747,685.00</b>	<b>4,058,644,986.71</b>	<b>81,044,125.04</b>	<b>299,888,128.15</b>
General Administration and Support	1000000000000000	1,462,689,113.11	-	1,462,689,113.11	1,107,489,113.11	-	1,107,489,113.11	30,953,019.11	-	-	-	-	30,953,019.11	-	-	-	-		355,170,000.00	1,076,546,094.00	30,953,019.11	259,888,128.15
General management and supervision	100000100001000	1,462,689,113.11	-	1,462,689,113.11	1,107,489,113.11	-	1,107,489,113.11	30,953,019.11	-	-	-	-	30,953,019.11	-	-	-	-		355,170,000.00	1,076,546,094.00	30,953,019.11	259,888,128.15
MOOE	1	3,510,687.50	0.00	3,510,687.50	3,510,687.50	-	3,510,687.50	2,489,194.92	-	-	-	-	2,489,194.92	-	-	-	-		355,170,000.00	306,545,683.41	2,489,194.92	299,888,128.15
MOOE	2	753,205,058.33	0.00	753,205,058.33	398,035,058.33	-	398,035,058.33	641.68	-	-	-	-	641.68	-	-	-	-		355,170,000.00	677,488,921.41	28,463,824.19	-
FINEX (if ADPLICABLE)	3	641.68	0.00	641.68	-	-	-	-	-	-	-	-	-	-	-	-	-		-	-	-	-
FINEX	6	705,952,745.60	0.00	705,952,745.60	-	-	-	-	-	-	-	-	-	-	-	-	-		-	-	-	-
CO	6	-	-	-	-	-	-	-	-	-	-	-	-	-	-	-	-		-	-	-	-
Administration of Personnel Benefits	1000010002000	-	-	-	-	-	-	-	-	-	-	-	-	-	-	-	-		-	-	-	-
PS	1	-	-	-	-	-	-	-	-	-	-	-	-	-	-	-	-		-	-	-	-
Sub-Total, General Administration and Support	-	-	-	-	-	-	-	-	-	-	-	-	-	-	-	-	-		-	-	-	-
PS	1	1,462,689,113.11	-	1,462,689,113.11	1,077,489,113.11	-	1,077,489,113.11	30,953,019.11	-	-	-	-	30,953,019.11	-	-	-	-		355,170,000.00	1,076,546,094.00	30,953,019.11	259,888,128.15
MOOE	1	3,510,687.50	-	3,510,687.50	3,510,687.50	-	3,510,687.50	2,489,194.92	-	-	-	-	2,489,194.92	-	-	-	-		355,170,000.00	306,545,683.41	2,489,194.92	299,888,128.15
FINEX (if ADPLICABLE)	3	753,205,058.33	-	753,205,058.33	398,035,058.33	-	398,035,058.33	641.68	-	-	-	-	641.68	-	-	-	-		355,170,000.00	677,488,921.41	28,463,824.19	-
FINEX (if ADPLICABLE)	6	641.68	-	641.68	-	-	-	-	-	-	-	-	-	-	-	-	-		-	-	-	-
CO	6	705,952,745.60	-	705,952,745.60	-	-	-	-	-	-	-	-	-	-	-	-	-		-	-	-	-
Legal services	20000000000000	2,205,886.11	-	2,205,886.11	2,205,886.11	-	2,205,886.11	49,994,565.93	-	-	-	-	49,994,565.93	-	-	-	-		-	-	-	-
PS	1	972,584.44	0.00	972,584.44	972,584.44	-	972,584.44	49,994,565.93	-	-	-	-	49,994,565.93	-	-	-	-		-	-	-	-
MOOE	2	972,584.44	0.00	972,584.44	972,584.44	-	972,584.44	49,994,565.93	-	-	-	-	49,994,565.93	-	-	-	-		-	-	-	-
Coordination, integration, planning and monitoring of foreign policy	20000010002000	-	-	-	-	-	-	-	-	-	-	-	-	-	-	-	-		-	-	-	-
PS	1	1,233,281.87	-	1,233,281.87	1,233,281.87	-	1,233,281.87	49,994,565.93	-	-	-	-	49,994,565.93	-	-	-	-		-	-	-	-
MOOE	2	1,233,281.87	-	1,233,281.87	1,233,281.87	-	1,233,281.87	49,994,565.93	-	-	-	-	49,994,565.93	-	-	-	-		-	-	-	-
Sub-Total, Support to Operations	-	-	-	-	-	-	-	-	-	-	-	-	-	-	-	-	-		-	-	-	-
PS	1	2,205,886.11	-	2,205,886.11	2,205,886.11	-	2,205,886.11	49,994,565.93	-	-	-	-	49,994,565.93	-	-	-	-		-	-	-	-
FINEX (if ADPLICABLE)	3	2,205,886.11	-	2,205,886.11	2,205,886.11	-	2,205,886.11	49,994,565.93	-	-	-	-	49,994,565.93	-	-	-	-		-	-	-	-
CO	6	-	-	-	-	-	-	-	-	-	-	-	-	-	-	-	-		-	-	-	-
Operations	30000000000000	3,584,581,817.53	-	3,584,581,817.53	3,020,884,132.83	-	3,020,884,132.83	50,091,105.93	-	-	-	-	50,091,105.93	-	-	-	-		-	-	-	-
OO : Foreign relations strengthened to promote national development and DIPLOMACY PROGRAM	31010100001000	879,018,478.09	-	879,018,478.09	888,368,793.08	-	888,368,793.08	49,994,565.93	-	-	-	-	49,994,565.93	-	-	-	-		-	-	-	-
Formulation, coordination and supervision on foreign policy	31010100001000	316,289,851.95	0.00	316,289,851.95	315,175,166.95	-	315,175,166.95	49,994,565.93	-	-	-	-	49,994,565.93	-	-	-	-		-	-	-	-
PS	1	316,289,851.95	0.00	316,289,851.95	315,175,166.95	-	315,175,166.95	49,994,565.93	-	-	-	-	49,994,565.93	-	-	-	-		-	-	-	-
MOOE	2	316,289,851.95	0.00	316,289,851.95	315,175,166.95	-	315,175,166.95	49,994,565.93	-	-	-	-	49,994,565.93	-	-	-	-		-	-	-	-
Conduct of bilateral and multilateral relations in accordance with foreign policy directives	3101010002000	582,728,626.14	-	582,728,626.14	383,191,626.14	-	383,191,626.14	179,537,000.00	-	-	-	-	179,537,000.00	-	-	-	-		-	-	-	-
PS	1	117,718,000.00	0.00	117,718,000.00	382,483,824.12	-	382,483,824.12	117,718,000.00	-	-	-	-	117,718,000.00	-	-	-	-		-	-	-	-
MOOE	2	465,010,626.14	0.00	465,010,626.14	382,483,824.12	-	382,483,824.12	117,718,000.00	-	-	-	-	117,718,000.00	-	-	-	-		-	-	-	-
FINEX	3	1,182,744.02	0.00	1,182,744.02	727,744.02	-	727,744.02	485,000.00	-	-	-	-	485,000.00	-	-	-	-		-	-	-	-
CO	6	-	-	-	-	-	-	-	-	-	-	-	-	-	-	-	-		-	-	-	-
OO : Overseas Filipinos protected and engaged, and consular services improved	32010100001000	2,705,543,339.44	-	2,705,543,339.44	2,332,817,339.44	-	2,332,817,339.44	372,928,000.00	-	-	-	-	372,928,000.00	-	-	-	-		-	-	-	-
CONSULAR ATN PROGRAM	32010100001000	2,687,916,771.83	-	2,687,916,771.83	2,284,900,771.83	-	2,284,900,771.83	372,928,000.00	-	-	-	-	372,928,000.00	-	-	-	-		-	-	-	-
Provision of consular services including issuance of passports, visas and other	32010100001000	239,476,000.00	0.00	239,476,000.00	239,476,000.00	-	239,476,000.00	2,979,728,024.41	-	-	-	-	2,979,728,024.41	-	-	-	-		-	-	-	-
PS	1	239,476,000.00	0.00	239,476,000.00	239,476,000.00	-	239,476,000.00	2,979,728,024.41	-	-	-	-	2,979,728,024.41	-	-	-	-		-	-	-	-
MOOE	2	2,427,447,513.66	0.00	2,427,447,513.66	2,294,551,513.66	-	2,294,551,513.66	54,000,000.00	-	-	-	-	54,000,000.00	-	-	-	-		-	-	-	-
FINEX	3	993,258.17	0.00	993,258.17	439,258.17	-	439,258.17	54,000,000.00	-	-	-	-	54,000,000.00	-	-	-	-		-	-	-	-
CO	6	-	-	-	-	-	-	-	-	-	-	-	-	-	-	-	-		-	-	-	-
Protection of the rights and promotion of welfare of overseas Filipinos	3201010002000	37,626,587.81	-	37,626,587.81	37,626,587.81	-	37,626,587.81	96,540.00	-	-	-	-	96,540.00	-	-	-	-		-	-	-	-
MOOE	2	37,626,587.81	0.00	37,626,587.81	37,626,587.81	-	37,626,587.81	96,540.00	-	-	-	-	96,540.00	-	-	-	-		-	-	-	-
Sub-Total, Operations	-	-	-	-	-	-	-	-	-	-	-	-	-	-	-	-	-		-	-	-	-
PS	1	3,584,581,817.53	-	3,584,581,817.53	3,020,884,132.83	-	3,020,884,132.83	50,091,105.93	-	-	-	-	50,091,105.93	-	-	-	-		-	-	-	-
FINEX (if ADPLICABLE)	3	357,194,000.00	-	357,194,000.00	357,194,000.00	-	357,194,000.00	2,980,893,026.60	-	-	-	-	2,980,893,026.60	-	-	-	-		-	-	-	-
FINEX (if ADPLICABLE)	6	3,225,191,915.34	-	3,225,191,915.34	3,029,817,130.34	-	3,029,817,130.34	50,091,105.93	-	-	-	-	50,091,105.93	-	-	-	-		-	-	-	-
FINEX (if ADPLICABLE)	6	2,178,002.19	-	2,178,002.19	1,167,002.19	-	1,167,002.19	54,000,000.00	-	-	-	-	54,000,000.00	-	-	-	-		-	-	-	-
Sub-Total, L. Agency Specific Budget	-	-	-	-	-	-	-	-	-	-	-	-	-	-	-	-	-		-	-	-	-
PS	1	5,048,438,798.75	-	5,048,438,798.75	4,140,899,113.75	-	4,140,899,															



Particulars	UACS CODE	Appropriations			Allotments					Current Year Obligations					Current Year Disbursements					Balances			
		Authorized Appropriations	Adjustments (Transfer to/from, Modifications)	Adjusted Appropriations	Allotments Received	Adjustments (Reductions, Modifications, or Adjudications)	Transfer To	Transfer From	Adjusted Total Allotments	1st Quarter Ending March 31	2nd Quarter Ending June 30	3rd Quarter Ending Sept. 30	4th Quarter Ending Dec. 31	TOTAL	1st Quarter Ending March 31	2nd Quarter Ending June 30	3rd Quarter Ending Sept. 30	4th Quarter Ending Dec. 31	TOTAL	Unreleased Appro	Unobligated Allotments	Unpaid Obligations (15-20)(23-24) Not Yet Due and Demandable and	
1	2	3	4	5=(3+4)	6	7	8	9	10=(6+7)+8+9	11	12	13	14	15=(11+12+13+14)	16	17	18	19	20=(16+17+18+19)	21	22	23	24
GRAND TOTAL		5,390,328,808.48	-	5,390,328,808.48	4,481,581,121.46	-	-	4,481,581,121.46	3,510,887.50	182,087,006.80	-	-	-	182,087,006.80	3,705,898.52	-	-	-	3,705,898.52	906,747,685.00	4,319,514,14.88	(58,361,508.08)	-
PS		380,704,887.50	-	380,704,887.50	3,510,887.50	-	-	3,510,887.50	-	-	-	-	-	-	-	-	-	-	-	357,194,000.00	3,510,887.50	129,897,483.88	-
MOOE		4,321,484,748.48	-	4,321,484,748.48	3,770,950,064.48	-	-	3,770,950,064.48	-	133,803,182.41	-	-	-	133,803,182.41	3,705,898.52	-	-	-	3,705,898.52	550,544,885.00	3,837,346,882.08	-	-
FIREX		2,178,843.87	-	2,178,843.87	1,187,843.87	-	-	1,187,843.87	-	-	-	-	-	-	-	-	-	-	-	1,000,000.00	97,488,921.41	-	-
CO		705,982,745.80	-	705,982,745.80	705,982,745.80	-	-	705,982,745.80	-	28,483,824.19	-	-	-	28,483,824.19	-	-	-	-	-	-	-	28,483,824.19	-

Certified Correct:

*lms*  
RACHEL M. OSI  
Budget Officer

Certified Correct:

*mm*  
FELISA F. MACARAIG  
Chief Accountant

Recommending Approval:

*myla*  
MYLA GRACE RABENAK C. MACAHILIG  
Assistant Secretary, OFMS

Approved by:

*Antonio A. Morales*  
ANTONIO A. MORALES  
Officer-in-Charge for Administration

For the Secretary of Foreign Affairs:







Particulars	UNCS CODE	Authorized Appropriations	Adjustments (Transfer To/From, Modifications/Augmentations)		Adjustments (Reductions/Modifications/Augmentations)	Transfer		Adjusted Appropriations	Obligations				Disbursements				Unreleased Appropriations	Unobligated Balances	Unpaid Obligations																		
			4.00	5-(6+4)		6.00	7.00		8.00	9.00	10-(6+4+7)	1st Quarter Ending March 31	2nd Quarter Ending June 30	3rd Quarter Ending Sept. 30	4th Quarter Ending Dec. 31	TOTAL			15-(11-12+13+14)	1st Quarter Ending March 31	2nd Quarter Ending June 30	3rd Quarter Ending Sept. 30	4th Quarter Ending Dec. 31	TOTAL	21-(5-10)	22-(10-15)	Due and Demandable	Not Yet Due and Demandable									
1	2	3.00																																			
Communication Expenses	502030000	110,458,511.04	-	-	-	-	-	-	-	-	-	-	-	-	-	-	-	-	-	-	-	-	-	-	-	-	-	-	-	-	-	-	-	-	-	-	-
Postage and Courier Services	502050100	39,530,400.15	-	-	-	-	-	-	-	-	-	-	-	-	-	-	-	-	-	-	-	-	-	-	-	-	-	-	-	-	-	-	-	-	-	-	-
Mobile	502050201	21,743,357.90	-	-	-	-	-	-	-	-	-	-	-	-	-	-	-	-	-	-	-	-	-	-	-	-	-	-	-	-	-	-	-	-	-	-	-
Landline	502050202	22,044,349.56	-	-	-	-	-	-	-	-	-	-	-	-	-	-	-	-	-	-	-	-	-	-	-	-	-	-	-	-	-	-	-	-	-	-	-
Internet Subscription Expenses	502050300	16,819,046.89	-	-	-	-	-	-	-	-	-	-	-	-	-	-	-	-	-	-	-	-	-	-	-	-	-	-	-	-	-	-	-	-	-	-	-
Cable, Satellite, Telegraph and Radio Expenses	502050400	10,221,356.54	-	-	-	-	-	-	-	-	-	-	-	-	-	-	-	-	-	-	-	-	-	-	-	-	-	-	-	-	-	-	-	-	-	-	-
Confidential, Intelligence and Extraordinary	502100000	132,000.00	-	-	-	-	-	-	-	-	-	-	-	-	-	-	-	-	-	-	-	-	-	-	-	-	-	-	-	-	-	-	-	-	-	-	-
Confidential Expenses	502100100	-	-	-	-	-	-	-	-	-	-	-	-	-	-	-	-	-	-	-	-	-	-	-	-	-	-	-	-	-	-	-	-	-	-	-	-
Extraordinary and Miscellaneous Expenses	502100300	132,000.00	-	-	-	-	-	-	-	-	-	-	-	-	-	-	-	-	-	-	-	-	-	-	-	-	-	-	-	-	-	-	-	-	-	-	-
Professional Services	502110000	61,795,586.76	-	-	-	-	-	-	-	-	-	-	-	-	-	-	-	-	-	-	-	-	-	-	-	-	-	-	-	-	-	-	-	-	-	-	-
Legal Services	502110100	33,458,710.89	-	-	-	-	-	-	-	-	-	-	-	-	-	-	-	-	-	-	-	-	-	-	-	-	-	-	-	-	-	-	-	-	-	-	-
Auditing Services	502110200	360,908.53	-	-	-	-	-	-	-	-	-	-	-	-	-	-	-	-	-	-	-	-	-	-	-	-	-	-	-	-	-	-	-	-	-	-	-
ICT Consultancy Services	502110301	1,064,027.27	-	-	-	-	-	-	-	-	-	-	-	-	-	-	-	-	-	-	-	-	-	-	-	-	-	-	-	-	-	-	-	-	-	-	-
Consultancy Services	502110302	4,295,634.73	-	-	-	-	-	-	-	-	-	-	-	-	-	-	-	-	-	-	-	-	-	-	-	-	-	-	-	-	-	-	-	-	-	-	-
Other Professional Services	502110900	2,516,305.34	-	-	-	-	-	-	-	-	-	-	-	-	-	-	-	-	-	-	-	-	-	-	-	-	-	-	-	-	-	-	-	-	-	-	-
General Services	502120000	397,453,937.69	-	-	-	-	-	-	-	-	-	-	-	-	-	-	-	-	-	-	-	-	-	-	-	-	-	-	-	-	-	-	-	-	-	-	-
Environment/Sanitary Services	502120100	2,854,385.91	-	-	-	-	-	-	-	-	-	-	-	-	-	-	-	-	-	-	-	-	-	-	-	-	-	-	-	-	-	-	-	-	-	-	-
Janitorial Services	502120200	18,040,775.49	-	-	-	-	-	-	-	-	-	-	-	-	-	-	-	-	-	-	-	-	-	-	-	-	-	-	-	-	-	-	-	-	-	-	-
Security Services	502120300	33,137,083.10	-	-	-	-	-	-	-	-	-	-	-	-	-	-	-	-	-	-	-	-	-	-	-	-	-	-	-	-	-	-	-	-	-	-	-
Other General Services - ICT Services	502129901	2,565,820.90	-	-	-	-	-	-	-	-	-	-	-	-	-	-	-	-	-	-	-	-	-	-	-	-	-	-	-	-	-	-	-	-	-	-	-
Other General Services - Non ICT Services	502129902	3,400,557.23	-	-	-	-	-	-	-	-	-	-	-	-	-	-	-	-	-	-	-	-	-	-	-	-	-	-	-	-	-	-	-	-	-	-	-
Repairs and Maintenance	502130000	63,727,303.50	-	-	-	-	-	-	-	-	-	-	-	-	-	-	-	-	-	-	-	-	-	-	-	-	-	-	-	-	-	-	-	-	-	-	-
Buildings	502130001	62,128,303.50	-	-	-	-	-	-	-	-	-	-	-	-	-	-	-	-	-	-	-	-	-	-	-	-	-	-	-	-	-	-	-	-	-	-	-
Buildings and Other Structures	502130400	12,996,599.66	-	-	-	-	-	-	-	-	-	-	-	-	-	-	-	-	-	-	-	-	-	-	-	-	-	-	-	-	-	-	-	-	-	-	-
Other Structures	502130409	1,996,599.66	-	-	-	-	-	-	-	-	-	-	-	-	-	-	-	-	-	-	-	-	-	-	-	-	-	-	-	-	-	-	-	-	-	-	-
Machinery	502130500	561,863.49	-	-	-	-	-	-	-	-	-	-	-	-	-	-	-	-	-	-	-	-	-	-	-	-	-	-	-	-	-	-	-	-	-	-	-
Machinery - ICT Services	502130501	561,863.49	-	-	-	-	-	-	-	-	-	-	-	-	-	-	-	-	-	-	-	-	-	-	-	-	-	-	-	-	-	-	-	-	-	-	-
Office Equipment	502130502	3,603,032.84	-	-	-	-	-	-	-	-	-	-	-	-	-	-	-	-	-	-	-	-	-	-	-	-	-	-	-	-	-	-	-	-	-	-	-
Information and Communication Technology	502130503	3,400,785.81	-	-	-	-	-	-	-	-	-	-	-	-	-	-	-	-	-	-	-	-	-	-	-	-	-	-	-	-	-	-	-	-	-	-	-
Communication Equipment	502130504	1,722,425.61	-	-	-	-	-	-	-	-	-	-	-	-	-	-	-	-	-	-	-	-	-	-	-	-	-	-	-	-	-	-	-	-	-	-	-
Military, Police and Security Equipment	502130510	-	-	-	-	-	-	-	-	-	-	-	-	-	-	-	-	-	-	-	-	-	-	-	-	-	-	-	-	-	-	-	-	-	-	-	-
Other Machinery and Equipment	502130509	1,438,288.60	-	-	-	-	-	-	-	-	-	-	-	-	-	-	-	-	-	-	-	-	-	-	-	-	-	-	-	-	-	-	-	-	-	-	-
Motor Vehicles	502130601	13,171,412.80	-	-	-	-	-	-	-	-	-	-	-	-	-	-	-	-	-	-	-	-	-	-	-	-	-	-	-	-	-	-	-	-	-	-	-
Other Transportation Equipment	502130609	40,000.00	-	-	-	-	-	-	-	-	-	-	-	-	-	-	-	-	-	-	-	-	-	-	-	-	-	-	-	-	-	-	-	-	-	-	-
Repairs and Maintenance - Furniture and Fixtures	502130700	4,732,843.50	-	-	-	-	-	-	-	-	-	-	-	-	-	-	-	-	-	-	-	-	-	-	-	-	-	-	-	-	-	-	-	-	-	-	-
Repairs and Maintenance - Leased Assets	502130800	570,000.00	-	-	-	-	-	-	-	-	-	-	-	-	-	-	-	-	-	-	-	-	-	-	-	-	-	-	-	-	-	-	-	-	-	-	-
Buildings and Other Structures	502130801	570,000.00	-	-	-	-	-	-	-	-	-	-	-	-	-	-	-	-	-	-	-	-	-	-	-	-	-	-	-	-	-	-	-	-	-	-	-
Machinery and Equipment	502130802	8,908,607.60	-	-	-	-	-	-	-	-	-	-	-	-	-	-	-	-	-	-	-	-	-	-	-	-	-	-	-	-	-	-	-	-	-	-	-
Transportation Equipment	502130803	448,000.00	-	-	-	-	-	-	-	-	-	-	-	-	-	-	-	-	-	-	-	-	-	-	-	-	-	-	-	-	-	-	-	-	-	-	-
ICT Machinery and Equipment	502130804	620,625.00	-	-	-	-	-	-	-	-	-	-	-	-	-	-	-	-	-	-	-	-	-	-	-	-	-	-	-	-	-	-	-	-	-	-	-
Other Leased Assets	502130809	-	-	-	-	-	-	-	-	-	-	-	-	-	-	-	-	-	-	-	-	-	-	-	-	-	-	-	-	-	-	-	-	-	-	-	-
Other Leased Assets Improvements	502130900	84,375.00	-	-	-	-	-	-	-	-	-	-	-	-	-	-	-	-	-	-	-	-	-	-	-	-	-	-	-	-	-	-	-	-	-	-	-
Other Machinery and Equipment	502132300	-	-	-	-	-	-	-	-	-	-	-	-	-	-	-	-	-	-	-	-	-	-	-	-	-	-	-	-	-	-	-	-	-	-	-	-
Other Property, Plant and Equipment	502139900	589,251.64	-	-	-	-	-	-	-	-	-	-	-	-	-	-	-	-	-	-	-	-	-	-	-	-	-	-	-	-	-	-	-	-	-	-	-
Financial Assistance/Subsidy	502140000	322,342.03	-	-	-	-	-	-	-	-	-	-	-	-	-	-	-	-	-	-	-	-	-	-	-	-	-	-	-	-	-	-	-	-	-	-	-
Subsidies - Others	502149900	322,342.03</																																			



Particulars	UNCS CODE	Authorized Appropriations	Adjustments (Transfer To/From, Modifications/ Augmentations)	Adjusted Appropriations	Allotments Received	Adjustments (Reductions, Modifications/ Augmentations)		Transfer To	Transfer From	Adjusted Allotments	Obligations				TOTAL	Disbursements				Unreleased Appropriations	Unobligated Allotments	Unpaid Obligations			
						7.00	8.00				9.00	10=(6+7)	1st Quarter Ending March 31	2nd Quarter Ending June 30		3rd Quarter Ending Sept. 30	4th Quarter Ending Dec. 31	1st Quarter Ending March 31	2nd Quarter Ending June 30			3rd Quarter Ending Sept. 30	4th Quarter Ending Dec. 31	21=(5-10)	22=(10-15)
1	2	3.00	4.00	5=(3+4)	6.00	7.00	8.00	9.00	10=(6+7)	11.00	12.00	13.00	14.00	15=(11+12+13+14)	16.00	17.00	18.00	19.00	20=(16+17+18+19)	21=(5-10)	22=(10-15)	23.00	24.00		
<b>Capital Outlays</b>		<b>705,952,745.60</b>		<b>705,952,745.60</b>	<b>705,952,745.60</b>					<b>705,952,745.60</b>															
Property, Plant and Equipment Outlay	5060400000	705,952,745.60		705,952,745.60	705,952,745.60					705,952,745.60															
Land	50604010-01	73,251,627.37		73,251,627.37	73,251,627.37					73,251,627.37															
Other Infrastructure Assets	50604030-99	64,539.47		64,539.47	64,539.47					64,539.47															
Other Structures	50604040-99																								
Buildings	50604040-01	594,338,554.23		594,338,554.23	594,338,554.23					594,338,554.23															
Machinery	50604050-01																								
Office Equipment	50604050-02	2,355,440.64		2,355,440.64	2,355,440.64					2,355,440.64															
Information and Communication Technology Equipment	50604050-03	14,382,631.51		14,382,631.51	14,382,631.51					14,382,631.51															
Communication Equipment	50604050-07	3,176,415.37		3,176,415.37	3,176,415.37					3,176,415.37															
Military, Police and Security Equipment	50604050-10																								
ICT Software	50604050-15																								
Other Machinery and Equipment	50604050-99	1,875,000.00		1,875,000.00	1,875,000.00					1,875,000.00															
Motor Vehicles	50604060-01	1,800,000.00		1,800,000.00	1,800,000.00					1,800,000.00															
Furniture and Fixtures	50604070-01	14,708,537.01		14,708,537.01	14,708,537.01					14,708,537.01															
Books	50604070-02																								
Other Property, Plant and Equipment	50604090-99																								
<b>SPECIAL PURPOSE FUNDS</b>				<b>340,892,009.71</b>	<b>340,892,009.71</b>					<b>340,892,009.71</b>															
Contingent Fund	5021499000																								
Subsidies - Others	5021499000																								
Donations	5029908000																								
<b>Miscellaneous Personnel Benefits Fund</b>																									
Lump-sum for Compensation Adjustment	50104990-06																								
Lump-sum for Filling of Positions - Civilian	50104990-07																								
Lump-sum for Step Increments - Length of Service	50104990-10																								
Other Personnel Benefits	50104990-99																								
Basic Salary	50101010-01																								
Monetization	5 0105E-11																								
Pension and Gratuity Fund	1b																								
Other Personnel Benefits	5010400000																								
Terminal Leave Benefits - Civilian	50104030-01																								
Unprogrammed Funds - Baybhan as One Act																									
Subsidies - Others	5021499000																								
<b>GRAND TOTAL</b>		<b>5,390,328,806.46</b>		<b>5,390,328,806.46</b>	<b>4,481,581,121.46</b>					<b>4,481,581,121.46</b>															
PS		360,704,667.50		360,704,667.50	3,510,667.50					3,510,667.50															
MOOE		4,321,484,748.49		4,321,484,748.49	3,770,950,064.49					3,770,950,064.49															
FINEX		2,176,643.87		2,176,643.87	1,167,643.87					1,167,643.87															
CO		705,952,745.60		705,952,745.60	705,952,745.60					705,952,745.60															

Particulars	UNCS CODE	Authorized Appropriations	Adjustments (Transfer To/From, Modifications/ Augmentations)	Adjusted Appropriations	Allotments Received	Adjustments (Reductions, Modifications/ Augmentations)		Transfer To	Transfer From	Adjusted Allotments	Obligations				TOTAL	Disbursements				Unreleased Appropriations	Unobligated Allotments	Unpaid Obligations			
						7.00	8.00				9.00	10=(6+7)	1st Quarter Ending March 31	2nd Quarter Ending June 30		3rd Quarter Ending Sept. 30	4th Quarter Ending Dec. 31	1st Quarter Ending March 31	2nd Quarter Ending June 30			3rd Quarter Ending Sept. 30	4th Quarter Ending Dec. 31	21=(5-10)	22=(10-15)
1	2	3.00	4.00	5=(3+4)	6.00	7.00	8.00	9.00	10=(6+7)	11.00	12.00	13.00	14.00	15=(11+12+13+14)	16.00	17.00	18.00	19.00	20=(16+17+18+19)	21=(5-10)	22=(10-15)	23.00	24.00		
<b>SPECIAL PURPOSE FUNDS</b>				<b>340,892,009.71</b>	<b>340,892,009.71</b>					<b>340,892,009.71</b>															
Contingent Fund	5021499000																								
Subsidies - Others	5021499000																								
Donations	5029908000																								
<b>Miscellaneous Personnel Benefits Fund</b>																									
Lump-sum for Compensation Adjustment	50104990-06																								
Lump-sum for Filling of Positions - Civilian	50104990-07																								
Lump-sum for Step Increments - Length of Service	50104990-10																								
Other Personnel Benefits	50104990-99																								
Basic Salary	50101010-01																								
Monetization	5 0105E-11																								
Pension and Gratuity Fund	1b																								
Other Personnel Benefits	5010400000																								
Terminal Leave Benefits - Civilian	50104030-01																								
Unprogrammed Funds - Baybhan as One Act																									
Subsidies - Others	5021499000																								
<b>GRAND TOTAL</b>		<b>5,390,328,806.46</b>		<b>5,390,328,806.46</b>	<b>4,481,581,121.46</b>					<b>4,481,581,121.46</b>															
PS		360,704,667.50		360,704,667.50	3,510,667.50					3,510,667.50															
MOOE		4,321,484,748.49		4,321,484,748.49	3,770,950,064.49					3,770,950,064.49															
FINEX		2,176,643.87		2,176,643.87	1,167,643.87					1,167,643.87															
CO		705,952,745.60		705,952,745.60	705,952,745.60					705,952,745.60															

Certified Correct:

*[Signature]*  
**RACHEL M. OSI**  
 Budget Officer

Certified Correct:

*[Signature]*  
**FELISA F. MACARAIG**  
 Chief Accountant

Recommending Approval:

*[Signature]*  
**MYLA GRACE HADENA C. MACAHILIG**  
 Assistant Secretary, OFMS

Approved by:

*[Signature]*  
**ANTONIO A. MORALES**  
 Officer-in-Charge for Administration