



STATEMENT OF APPROPRIATIONS, ALLOTMENTS, OBLIGATIONS, DISBURSEMENTS AND BALANCES
 As of 31 March 2022

Particulars	UACS CODE	Authorized Appropriations	Adjustments (Transfer, Modifications/ Augmentations)	Adjusted Appropriations	Allotments Received	Adjustments (Reductions/ Modifications/ Augmentations)	Transfer To	Transfer From	Adjusted Allotments	Obligations				TOTAL	Disbursements				Balances				
										1st Quarter Ending March 31	2nd Quarter Ending June 30	3rd Quarter Ending Sept. 30	4th Quarter Ending Dec. 31		1st Quarter Ending March 31	2nd Quarter Ending June 30	3rd Quarter Ending Sept. 30	4th Quarter Ending Dec. 31	TOTAL	Unreleased Appropriations	Unobligated Allotments	Unpaid Obligations Due and Demandable	Not Yet Due Demandable
A. AGENCY SPECIFIC BUDGET		21,545,393,000.00	0.00	21,545,393,000.00	16,866,222,000.00	0.00	-	-	16,866,222,000.00	8,726,678,136.69	11,900,000.00	12,200,000.00	14,400,000.00	4,371,156,887.44	1,824,699,484.45	2,844,120,196.41	1,824,699,484.45	4,886,319,000.00	8,137,734,863.32	5,885,217,017.60	23.00	24.00	
Personnel Services	5010100000	8,854,056,000.00	0.00	8,854,056,000.00	8,737,100,000.00	0.00	-	-	8,737,100,000.00	4,371,156,887.44	11,900,000.00	12,200,000.00	14,400,000.00	4,371,156,887.44	1,824,699,484.45	2,844,120,196.41	1,824,699,484.45	4,886,319,000.00	8,137,734,863.32	5,885,217,017.60	23.00	24.00	
Salaries and Wages	5010100000	2,550,877,000.00	0.00	2,550,877,000.00	2,540,877,000.00	0.00	-	-	2,540,877,000.00	844,394,079.24	453,258,790.10	453,258,790.10	453,258,790.10	844,394,079.24	567,898,292.57	453,258,790.10	453,258,790.10	10,000,000.00	1,690,371,086.51	276,495,826.07	4,275.95	-	-
Basic Salary - Civilian	50101010-01	1,798,025,000.00	0.00	1,798,025,000.00	1,798,025,000.00	0.00	-	-	1,798,025,000.00	453,258,790.10	453,258,790.10	453,258,790.10	453,258,790.10	453,258,790.10	453,258,790.10	453,258,790.10	453,258,790.10	10,000,000.00	1,690,371,086.51	276,495,826.07	4,275.95	-	-
Salaries and Wages - Casual/Contractual	5010102000	752,852,000.00	0.00	752,852,000.00	742,852,000.00	0.00	-	-	742,852,000.00	391,136,299.14	8,203,700.00	114,643,748.42	114,643,748.42	391,136,299.14	114,643,748.42	114,643,748.42	114,643,748.42	10,000,000.00	333,198,700.96	276,491,550.72	-	-	-
Other Compensation	5010200000	6,128,544,000.00	1,134,043.80	6,129,678,043.80	6,028,544,000.00	1,134,043.80	-	-	6,029,678,043.80	3,505,355,600.49	9,024,272.71	9,024,272.71	9,024,272.71	3,505,355,600.49	1,239,004,830.88	1,239,004,830.88	1,239,004,830.88	10,000,000.00	2,524,322,443.31	2,266,596,769.61	2,090.91	-	-
PERA - Civilian	50102010-01	47,736,000.00	-	47,736,000.00	47,736,000.00	-	-	-	47,736,000.00	9,024,272.71	-	-	-	9,024,272.71	9,024,272.71	9,024,272.71	9,024,272.71	-	38,711,727.29	2,090.91	-	-	-
Representation Allowance (RA)	5010202000	19,842,000.00	-	19,842,000.00	19,842,000.00	-	-	-	19,842,000.00	2,322,280.00	-	-	-	2,322,280.00	2,322,280.00	2,322,280.00	2,322,280.00	-	17,519,720.00	-	-	-	-
Transportation Allowance (TA)	50102030-01	19,158,000.00	-	19,158,000.00	19,158,000.00	-	-	-	19,158,000.00	1,708,727.30	-	-	-	1,708,727.30	1,708,727.30	1,708,727.30	1,708,727.30	-	17,449,272.70	-	-	-	-
Clothing/Uniform Allowance - Civilian	50102040-01	11,834,000.00	(6,000.00)	11,828,000.00	11,934,000.00	(6,000.00)	-	-	11,928,000.00	8,907,013.74	-	-	-	8,907,013.74	8,793,912.25	8,793,912.25	8,793,912.25	-	3,120,986.26	23,101.49	-	-	-
Subsistence Allowance - Magna Carta for Public Health Workers under R.A. 7305	50102050-03	-	15,900.00	15,900.00	-	-	-	-	15,900.00	-	-	-	-	-	-	-	-	-	15,900.00	-	-	-	-
Laundry Allowance - Magna Carta Benefits for Public Health Workers under R.A. 7305	50102060-04	-	-	-	-	-	-	-	-	-	-	-	-	-	-	-	-	-	-	-	-	-	-
Overseas Allowance - Civilian	50102090-01	5,702,328,000.00	2,127.27	5,702,330,127.27	5,602,328,000.00	2,127.27	-	-	5,602,330,127.27	3,482,539,988.79	1,216,214,421.58	1,216,214,421.58	1,216,214,421.58	3,482,539,988.79	1,216,214,421.58	1,216,214,421.58	1,216,214,421.58	100,000,000.00	2,119,790,128.48	2,266,325,577.21	-	-	-
HP - Magna Carta Benefits for Public Health Workers under R.A. 7305	50102110-05	-	147,007.84	147,007.84	-	-	-	-	147,007.84	1,629.04	-	-	-	1,629.04	1,629.04	1,629.04	1,629.04	-	146,378.80	-	-	-	-
Hazard Pay	50102110-01	191,000.00	-	191,000.00	191,000.00	-	-	-	191,000.00	191,000.00	-	-	-	191,000.00	191,000.00	191,000.00	191,000.00	-	760,708.91	-	-	-	-
Overnight Differential Pay	50102130-02	794,008.69	-	794,008.69	794,008.69	-	-	-	794,008.69	760,708.91	-	-	-	760,708.91	760,708.91	760,708.91	760,708.91	-	23,299.78	-	-	-	-
Bonus - Civilian	50102140-01	148,838,000.00	-	148,838,000.00	148,838,000.00	-	-	-	148,838,000.00	-	-	-	-	-	-	-	-	-	148,838,000.00	-	-	-	-
Cash Gift - Civilian	50102150-01	13,935,000.00	-	13,935,000.00	13,935,000.00	-	-	-	13,935,000.00	-	-	-	-	-	-	-	-	-	13,935,000.00	-	-	-	-
Collective Negotiation Agreement Incentive - Civilian	50102960-11	-	-	-	-	-	-	-	-	-	-	-	-	-	-	-	-	-	-	-	-	-	-
Productivity Enhancement Incentive - Civilian	50102960-12	13,935,000.00	-	13,935,000.00	13,935,000.00	-	-	-	13,935,000.00	-	-	-	-	-	-	-	-	-	13,935,000.00	-	-	-	-
Performance Based Bonus - Civilian	50102960-14	149,838,000.00	-	149,838,000.00	149,838,000.00	-	-	-	149,838,000.00	-	-	-	-	-	-	-	-	-	149,838,000.00	-	-	-	-
Mid-Year Bonus - Civilian	50102160-01	30,221,000.00	-	30,221,000.00	30,221,000.00	-	-	-	30,221,000.00	4,624,009.00	-	-	-	4,624,009.00	4,648,509.00	4,648,509.00	4,648,509.00	-	29,596,991.00	575,500.00	-	-	-
Personal Benefit Contributions	5010300000	3,349,000.00	-	3,349,000.00	3,349,000.00	-	-	-	3,349,000.00	866,900.00	-	-	-	866,900.00	866,900.00	866,900.00	866,900.00	-	2,482,100.00	28,600.00	-	-	-
Paq-BIG - Civilian	50103020-01	3,349,000.00	-	3,349,000.00	3,349,000.00	-	-	-	3,349,000.00	1,853,709.00	-	-	-	1,853,709.00	1,853,709.00	1,853,709.00	1,853,709.00	-	20,339,291.00	287,700.00	-	-	-
PhilHealth - Civilian	50103030-01	23,523,000.00	-	23,523,000.00	23,523,000.00	-	-	-	23,523,000.00	576,400.00	-	-	-	576,400.00	576,400.00	576,400.00	576,400.00	-	2,772,600.00	287,700.00	-	-	-
ECIP - Civilian	50103040-01	3,349,000.00	-	3,349,000.00	3,349,000.00	-	-	-	3,349,000.00	-	-	-	-	-	-	-	-	-	3,349,000.00	-	-	-	-
Other Personal Benefits	5010400000	144,414,000.00	4,591,790.15	149,005,790.15	137,458,000.00	4,591,790.15	-	-	142,049,790.15	16,783,208.71	-	-	-	16,783,208.71	13,747,892.00	13,747,892.00	13,747,892.00	6,956,000.00	126,286,981.44	3,035,316.71	-	-	-
Retirement Gratuity - Civilian	50104020-01	132,982,000.00	-	132,982,000.00	132,982,000.00	-	-	-	132,982,000.00	9,726,834.49	-	-	-	9,726,834.49	9,726,834.49	9,726,834.49	9,726,834.49	-	123,235,165.51	-	-	-	-
Terminal Leave Benefits - Civilian	50104030-01	6,956,000.00	-	6,956,000.00	6,956,000.00	-	-	-	6,956,000.00	573,578.24	-	-	-	573,578.24	573,578.24	573,578.24	573,578.24	-	1,803,000.00	2,986,999.21	-	-	-
Lump-sum for Personal Services	50104060-09	4,496,000.00	867,577.45	5,363,577.45	4,496,000.00	867,577.45	-	-	5,363,577.45	3,560,577.45	-	-	-	3,560,577.45	3,560,577.45	3,560,577.45	3,560,577.45	-	1,803,000.00	2,986,999.21	-	-	-
Lump-sum for Step Increments - Length of Service	50104990-10	-	-	-	-	-	-	-	-	-	-	-	-	-	-	-	-	-	-	-	-	-	-
Leave Award - Civilian	50104990-15	-	-	-	-	-	-	-	-	-	-	-	-	-	-	-	-	-	-	-	-	-	-
Other Personal Benefits	50104990-99	3,724,212.70	-	3,724,212.70	3,724,212.70	-	-	-	3,724,212.70	3,447,479.27	-	-	-	3,447,479.27	3,447,479.27	3,447,479.27	3,447,479.27	-	228,415.93	48,317.50	-	-	-
Maintenance and Other Operations		11,687,387,000.00	(3,607,000.00)	11,684,780,000.00	6,639,873,000.00	(3,607,000.00)	-	-	6,102,797,000.00	4,339,739,699.25	1,015,794,634.63	1,015,794,634.63	1,015,794,634.63	4,339,739,699.25	1,015,794,634.63	1,015,794,634.63	1,015,794,634.63	3,590,709,000.00	3,762,256,319.76	3,322,999,064.51	-	-	-
Traveling Expenses	5020100000	875,582,000.00	8,163,799.46	883,745,799.46	863,714,000.00	8,163,799.46	-	-	871,877,799.46	396,171,893.82	75,238,686.32	75,238,686.32	75,238,686.32	396,171,893.82	75,238,686.32	75,238,686.32	75,238,686.32	11,868,000.00	475,706,105.64	320,333,007.50	-	-	-
Traveling Expenses - Local	5020101000	511,888,000.00	(29,658,928.52)	482,229,071.48	50,820,000.00	(29,658,928.52)	-	-	21,161,071.48	770,657.49	89,897.49	89,897.49	89,897.49	770,657.49	89,897.49	89,897.49	89,897.49	368,000.00	20,391,013.99	690,160.00	-	-	-
Traveling Expenses - Foreign	5020102000	324,994,000.00	37,822,727.98	362,816,727.98	812,884,000.00	37,822,727.98	-	-	850,716,627.98	395,401,636.33	75,148,788.83	75,148,788.83	75,148,788.83	395,401,636.33	75,148,788.83	75,148,788.83	75,148,788.83	11,500,000.00	455,315,991.65	320,252,847.50	-	-	-
Training and Scholarship Expenses	5020200000	174,556,000.00	(24,492,143.00)	150,063,857.00	172,901,000.00	(24,492,143.00)	-	-	148,046,957.00	73,144,445.83	3,653,968.43	3,653,968.43	3,653,968.43	73,144,445.83	3,653,968.43	3,653,968.43	3,653,968.43	1,657,000.00	75,284,411.17	69,490,477.40	-	-	-
ICT Training Expenses	50202010-01	5,999,000.00	270,000.00	6,269,000.00	5,669,000.00	600,000.00	-	-															

Particulars	UACS CODE	Authorized Appropriations	Adjustments (Transfer, Modifications/Amendments)		Adjusted Appropriations	Allotments		Obligations				Disbursements				Balances					
			Transfer From	Transfer To		Transfer From	Transfer To	1st Quarter Ending March 31	2nd Quarter Ending June 30	3rd Quarter Ending Sept. 30	4th Quarter Ending Dec. 31	TOTAL	1st Quarter Ending March 31	2nd Quarter Ending June 30	3rd Quarter Ending Sept. 30	4th Quarter Ending Dec. 31	TOTAL	Unreleased Appropriations	Unobligated Allotments	Unpaid Obligations Due and Demandable	Not Yet Due and Demandable
Communication Expenses	5020500000	298,647,000.00	12,791,424.50	311,438,424.50	295,145,000.00	12,791,424.50	307,936,424.50	184,481,543.66	-	-	-	-	184,481,543.66	22,128,756.18	-	-	22,128,756.18	3,502,000.00	123,654,880.84	162,352,787.48	-
Postage and Courier Services	5020501000	93,104,000.00	16,358,285.24	109,462,285.24	92,579,000.00	16,358,285.24	108,927,285.24	53,844,228.00	-	-	-	-	53,844,228.00	7,156,547.50	-	-	7,156,547.50	525,000.00	46,687,680.51	46,687,680.51	-
Mobile	50205020-01	63,878,000.00	(9,597,124.00)	54,280,876.00	63,688,000.00	(9,597,124.00)	54,090,876.00	37,744,343.11	-	-	-	-	37,744,343.11	3,186,988.60	-	-	3,186,988.60	220,000.00	16,316,532.89	34,557,444.51	-
Landline	50205020-02	54,981,000.00	(82,134.74)	54,778,865.26	53,999,000.00	(82,134.74)	54,696,865.26	40,661,608.44	-	-	-	-	40,661,608.44	4,668,995.16	-	-	4,668,995.16	871,000.00	13,246,266.82	36,002,613.28	-
Internet Subscription Expenses	5020503000	6,134,388.00	-	7,110,388.00	6,324,000.00	-	6,324,000.00	43,979,786.67	-	-	-	-	43,979,786.67	6,849,324.38	-	-	6,849,324.38	1,733,000.00	25,997,601.34	37,130,422.28	-
Cable, Satellite, Telegraph and Radio Expenses	5020504000	21,828,000.00	(22,000.00)	21,806,000.00	21,675,000.00	(22,000.00)	21,653,000.00	8,251,567.44	-	-	-	-	8,251,567.44	276,990.54	-	-	276,990.54	153,000.00	13,401,432.56	7,974,576.50	-
Confidential, Intelligence and Extrajudicial	5021000000	53,950,000.00	396,000.00	54,346,000.00	53,950,000.00	396,000.00	54,346,000.00	491,000.00	-	-	-	-	491,000.00	416,000.00	-	-	416,000.00	-	53,855,000.00	75,000.00	-
Confidential Expenses	5021001000	50,000,000.00	-	50,000,000.00	50,000,000.00	-	50,000,000.00	-	-	-	-	-	-	-	-	-	-	-	50,000,000.00	-	-
Extrajudicial Expenses	5021003000	3,950,000.00	396,000.00	4,346,000.00	3,950,000.00	396,000.00	4,346,000.00	491,000.00	-	-	-	-	491,000.00	416,000.00	-	-	416,000.00	-	3,855,000.00	75,000.00	-
Professional Services	5021100000	501,047,000.00	11,534,276.51	512,581,276.51	495,727,000.00	11,534,276.51	507,261,276.51	114,669,477.50	-	-	-	-	114,669,477.50	24,961,777.40	-	-	24,961,777.40	5,320,000.00	392,591,799.01	89,707,700.10	-
Legal Services	5021101000	203,987,000.00	(203,000.00)	203,784,000.00	203,987,000.00	(203,000.00)	203,784,000.00	21,144,330.35	-	-	-	-	21,144,330.35	4,616,620.75	-	-	4,616,620.75	-	182,642,669.65	15,545,590.52	-
Auditing Services	5021102000	1,418,000.00	-	1,418,000.00	1,418,000.00	-	1,418,000.00	467,620.75	-	-	-	-	467,620.75	41,900.00	-	-	41,900.00	-	753,379.25	419,720.75	-
ICT Consultancy Services	50211030-01	7,359,000.00	-	7,359,000.00	7,359,000.00	-	7,359,000.00	3,781,547.00	-	-	-	-	3,781,547.00	3,781,547.00	-	-	3,781,547.00	-	597,453.00	3,781,547.00	-
Consultancy Services	50211030-02	39,321,000.00	(14,529,100.49)	24,791,899.51	24,791,899.51	-	24,791,899.51	12,965,415.00	-	-	-	-	12,965,415.00	19,321,137.57	-	-	19,321,137.57	5,320,000.00	196,591,821.60	50,995,428.53	-
Other Professional Services	5021199000	246,562,000.00	29,266,386.00	275,828,386.00	243,642,000.00	29,266,386.00	272,906,386.00	76,316,564.40	-	-	-	-	76,316,564.40	28,980,868.31	-	-	28,980,868.31	18,170,000.00	65,996,940.69	242,911,927.62	-
General Services	5021200000	533,476,000.00	301,110.00	533,777,110.00	515,306,000.00	301,110.00	515,607,110.00	12,763,324.08	-	-	-	-	12,763,324.08	1,299,135.72	-	-	1,299,135.72	14,333,905.92	216,726,241.69	11,464,188.36	-
Environment/Sanitary Services	5021201000	28,610,000.00	610,230.00	29,220,230.00	26,481,000.00	610,230.00	27,091,230.00	2,988,888.31	-	-	-	-	2,988,888.31	55,968,940.89	-	-	55,968,940.89	123,000.00	1,433,905.92	2,988,940.89	-
Janitorial Services	5021202000	134,393,000.00	(6,450,000.00)	127,943,000.00	127,943,000.00	-	127,943,000.00	70,942,840.00	-	-	-	-	70,942,840.00	9,173,548.35	-	-	9,173,548.35	4,115,000.00	57,868,291.65	61,786,291.65	-
Security Services	5021203000	296,213,000.00	28,576,880.00	324,789,880.00	244,299,000.00	28,576,880.00	272,875,880.00	133,077,644.23	-	-	-	-	133,077,644.23	34,439,050.26	-	-	34,439,050.26	13,922,000.00	139,798,035.77	98,638,593.97	-
Other General Services - ICT Services	50212990-01	8,402,000.00	-	8,402,000.00	8,402,000.00	-	8,402,000.00	7,862,000.00	-	-	-	-	7,862,000.00	364,891.38	-	-	364,891.38	-	440,000.00	7,997,108.82	-
Other General Services	50212990-99	100,840,000.00	(22,435,800.00)	78,404,200.00	100,840,000.00	(22,435,800.00)	78,404,200.00	74,135,080.00	-	-	-	-	74,135,080.00	10,692,314.98	-	-	10,692,314.98	-	14,807,766.05	157,586,262.35	-
Repairs and Maintenance	5021300000	193,231,000.00	8,015,060.00	201,246,060.00	205,219,000.00	8,015,060.00	213,234,060.00	172,394,028.40	-	-	-	-	172,394,028.40	14,807,766.05	-	-	14,807,766.05	7,860,000.00	25,574,800.00	157,586,262.35	-
Buildings	50213040-01	83,208,000.00	8,138,060.00	91,346,060.00	82,997,000.00	8,138,060.00	91,135,060.00	65,920,400.00	-	-	-	-	65,920,400.00	9,597,183.76	-	-	9,597,183.76	2,110,000.00	9,597,183.76	12,934,625.39	-
Other Structures	50213040-99	14,056,000.00	-	14,056,000.00	14,056,000.00	-	14,056,000.00	13,247,927.00	-	-	-	-	13,247,927.00	313,301.61	-	-	313,301.61	-	819,000.00	743,737.92	-
Machinery	50213050-01	1,241,000.00	-	1,241,000.00	1,241,000.00	-	1,241,000.00	822,000.00	-	-	-	-	822,000.00	78,282.08	-	-	78,282.08	-	1,241,000.00	1,241,000.00	-
Office Equipment	50213050-02	15,836,000.00	(318,000.00)	15,518,000.00	15,836,000.00	(318,000.00)	15,518,000.00	14,191,500.00	-	-	-	-	14,191,500.00	190,934.45	-	-	190,934.45	-	1,241,000.00	14,000,565.55	-
Information and Communication Technology Equipment	50213050-03	13,865,000.00	(1,114,000.00)	12,751,000.00	13,865,000.00	(1,114,000.00)	12,751,000.00	11,037,500.00	-	-	-	-	11,037,500.00	442,001.75	-	-	442,001.75	-	1,453,500.00	10,584,000.00	-
Communication Equipment	50213050-07	4,866,000.00	-	4,866,000.00	4,866,000.00	-	4,866,000.00	4,187,000.00	-	-	-	-	4,187,000.00	125,206.55	-	-	125,206.55	-	479,000.00	4,061,793.45	-
Other Machinery and Equipment	50213050-99	4,983,000.00	150,000.00	5,133,000.00	4,983,000.00	150,000.00	5,133,000.00	3,475,816.40	-	-	-	-	3,475,816.40	122,478.28	-	-	122,478.28	-	1,537,183.60	3,353,338.12	-
Military, Police and Security Equipment	50213050-10	98,000.00	-	98,000.00	98,000.00	-	98,000.00	86,000.00	-	-	-	-	86,000.00	3,605,631.36	-	-	3,605,631.36	-	6,422,297.00	43,882,071.64	-
Motor Vehicles	50213060-01	53,131,000.00	-	53,131,000.00	53,131,000.00	-	53,131,000.00	47,487,703.00	-	-	-	-	47,487,703.00	848,000.00	-	-	848,000.00	-	1,996,200.00	5,138,919.95	-
Other Transportation Equipment	50213060-99	848,000.00	-	848,000.00	848,000.00	-	848,000.00	848,000.00	-	-	-	-	848,000.00	5,880.05	-	-	5,880.05	-	1,996,200.00	5,138,919.95	-
Repairs and Maintenance - Furniture and Fixtures	5021307000	6,641,000.00	500,000.00	7,141,000.00	6,641,000.00	500,000.00	7,141,000.00	5,144,800.00	-	-	-	-	5,144,800.00	5,880.05	-	-	5,880.05	-	1,996,200.00	5,138,919.95	-
Repairs and Maintenance - Leased Assets	5021308000	7,149,000.00	-	7,149,000.00	7,149,000.00	-	7,149,000.00	-	-	-	-	-	-	-	-	-	-	-	7,149,000.00	-	-
Buildings and Other Structures	50213080-01	600,000.00	(150,000.00)	450,000.00	600,000.00	(150,000.00)	450,000.00	344,000.00	-	-	-	-	344,000.00	737,000.00	-	-	737,000.00	-	106,000.00	344,000.00	-
Machinery and Equipment	50213080-02	859,000.00	-	859,000.00	859,000.00	-	859,000.00	737,000.00	-	-	-	-	737,000.00	1,111,000.00	-	-	1,111,000.00	-	448,000.00	1,559,000.00	-
Transportation Equipment	50213080-03	1,559,000.00	-	1,559,000.00	1,559,000.00	-	1,559,000.00	1,555,000.00	-	-	-	-	1,555,000.00	19,864.89	-	-	19,864.89	-	82,000.00	1,637,000.00	-
ICT Machinery and Equipment	50213080-04	1,707,000.00	30,000.00	1,737,000.00	1,707,000.00	30,000.00	1,737,000.00	1,655,000.00	-	-	-	-	1,655,000.00	19,864.89	-	-	19,864.89	-	42,000.00	1,697,000.00	-
Other Leased Assets	50213080-99	277,000.00	-	277,000.00	277,000.00	-	277,000.00	277,000.00	-	-	-	-	277,000.00	19,864.89	-	-	19,864.89	-	1,655,000.00	297,135.31	-
Other Leased Assets Improvements	50213090-99	146,000.00	-	146,000.00	146,000.00	-	146,000.00	146,000.00	-	-	-	-	146,000.00	-	-	-	-	-	146,000.00	146,000.00	-
Other Machinery and Equipment	50213210-99	2,001,000.00	-	2,001,000.00	2,001,000.00	-	2,001,000.00	1,675,382.00	-	-	-	-	1,675,382.00	347,021.47	-	-	347,021.47	-	326,618.00	1,328,863.53	-
Financial Assistance/Subsidy	5021400000	1,000,000,000.00	-	1,000,000,000.00	1,000,000,000.00	-	1,000,000,000.00	162,788,866.78	-	-	-	-	162,788,866.78	55,033,489.96	-	-	55,033,489.96	-			


Particulars	UACS CODE	Appropriations		Adjustments		Obligations		Disbursements		Balances														
		Authorized Appropriations	Adjusted Appropriations	Adjustments (Reductions, Modifications, Augmentations)	Transfer To	Transfer From	Adjusted Appropriations	1st Quarter Ending March 31	2nd Quarter Ending June 30	3rd Quarter Ending Sept. 30	4th Quarter Ending Dec. 31	TOTAL	1st Quarter Ending March 31	2nd Quarter Ending June 30	3rd Quarter Ending Sept. 30	4th Quarter Ending Dec. 31	TOTAL	Unreleased Appropriations	Unobligated Appropriations	Unpaid Obligations Due and Demandable	Not Yet Due and Demandable			
Capital Outlays	506040000	979,004,000.00	979,004,000.00	0.00	-	-	979,004,000.00	-	-	-	979,004,000.00	-	-	-	-	-	-	-	-	979,004,000.00	350,000.00	-	-	
Property, Plant and Equipment Outlay	506040000	979,004,000.00	979,004,000.00	-	-	-	979,004,000.00	-	-	-	979,004,000.00	-	-	-	-	-	-	-	-	979,004,000.00	350,000.00	-	-	
Land	50604010-01	12,000,000.00	12,000,000.00	0.00	-	-	12,000,000.00	-	-	-	12,000,000.00	-	-	-	-	-	-	-	-	12,000,000.00	-	-	-	
Other Infrastructure Assets	50604030-99	-	-	0.00	-	-	-	-	-	-	-	-	-	-	-	-	-	-	-	-	-	-	-	
Other Structures	50604040-99	-	-	0.00	-	-	-	-	-	-	-	-	-	-	-	-	-	-	-	-	-	-	-	
Buildings	50604040-01	678,949,000.00	678,949,000.00	0.00	-	-	678,949,000.00	-	-	-	678,949,000.00	-	-	-	-	-	-	-	-	678,949,000.00	-	-	-	
Machinery	50604050-01	28,864,000.00	28,864,000.00	0.00	-	-	28,864,000.00	-	-	-	28,864,000.00	-	-	-	-	-	-	-	-	28,864,000.00	-	-	-	
Office Equipment	50604050-02	24,550,000.00	24,550,000.00	0.00	-	-	24,550,000.00	-	-	-	24,550,000.00	-	-	-	-	-	-	-	-	24,550,000.00	-	-	-	
Information and Communication Technology Equipment	50604050-03	24,000,000.00	24,000,000.00	0.00	-	-	24,000,000.00	-	-	-	24,000,000.00	-	-	-	-	-	-	-	-	24,000,000.00	-	-	-	
Communication Equipment	50604050-07	24,000,000.00	24,000,000.00	0.00	-	-	24,000,000.00	-	-	-	24,000,000.00	-	-	-	-	-	-	-	-	24,000,000.00	-	-	-	
Military, Police and Security Equipment	50604050-10	-	-	0.00	-	-	-	-	-	-	-	-	-	-	-	-	-	-	-	-	-	-	-	
ICT Software	50604050-15	-	-	0.00	-	-	-	-	-	-	-	-	-	-	-	-	-	-	-	-	-	-	-	
Other Machinery and Equipment	50604050-99	24,000,000.00	24,000,000.00	0.00	-	-	24,000,000.00	-	-	-	24,000,000.00	-	-	-	-	-	-	-	-	24,000,000.00	-	-	-	
Motor Vehicles	50604060-01	164,491,000.00	164,491,000.00	0.00	-	-	164,491,000.00	-	-	-	164,491,000.00	-	-	-	-	-	-	-	-	164,491,000.00	-	-	-	
Furniture and Fixtures	50604070-01	24,350,000.00	24,350,000.00	0.00	-	-	24,350,000.00	-	-	-	24,350,000.00	-	-	-	-	-	-	-	-	24,350,000.00	-	-	-	
Books	50604070-02	-	-	0.00	-	-	-	-	-	-	-	-	-	-	-	-	-	-	-	-	-	-	-	
Other Property, Plant and Equipment	50604090-99	-	-	0.00	-	-	-	-	-	-	-	-	-	-	-	-	-	-	-	-	-	-	-	
B. AUTOMATIC APPROPRIATIONS	1A	215,781,000.00	215,781,000.00	-	-	-	215,781,000.00	35,059,022.88	35,059,022.88	35,059,022.88	35,059,022.88	35,059,022.88	35,059,022.88	35,059,022.88	35,059,022.88	35,059,022.88	35,059,022.88	35,059,022.88	35,059,022.88	35,059,022.88	180,701,977.12	180,701,977.12	-	-
Retirement and Life Insurance Premiums		215,781,000.00	215,781,000.00	-	-	-	215,781,000.00	35,059,022.88	35,059,022.88	35,059,022.88	35,059,022.88	35,059,022.88	35,059,022.88	35,059,022.88	35,059,022.88	35,059,022.88	35,059,022.88	35,059,022.88	35,059,022.88	35,059,022.88	180,701,977.12	180,701,977.12	-	-
C. SPECIAL PURPOSE FUNDS	2a	-	-	-	-	-	-	-	-	-	-	-	-	-	-	-	-	-	-	-	-	-	-	-
Contingent Fund	5071499000	-	-	-	-	-	-	-	-	-	-	-	-	-	-	-	-	-	-	-	-	-	-	-
Subsidies - Others	5072980000	-	-	-	-	-	-	-	-	-	-	-	-	-	-	-	-	-	-	-	-	-	-	-
Donations	5079800000	-	-	-	-	-	-	-	-	-	-	-	-	-	-	-	-	-	-	-	-	-	-	-
Miscellaneous Personnel Benefits Fund		-	-	-	-	-	-	-	-	-	-	-	-	-	-	-	-	-	-	-	-	-	-	-
Lump-sum for Compensation Adjustment	50104990-06	-	-	-	-	-	-	-	-	-	-	-	-	-	-	-	-	-	-	-	-	-	-	-
Lump-sum for Filling of Positions - Civilian	5010499007	-	-	-	-	-	-	-	-	-	-	-	-	-	-	-	-	-	-	-	-	-	-	-
Lump-sum for Stop Increments - Length of Service	5010499010	-	-	-	-	-	-	-	-	-	-	-	-	-	-	-	-	-	-	-	-	-	-	-
Other Personnel Benefits	50104990-99	-	-	-	-	-	-	-	-	-	-	-	-	-	-	-	-	-	-	-	-	-	-	-
Basic Salary	50101010-01	-	-	-	-	-	-	-	-	-	-	-	-	-	-	-	-	-	-	-	-	-	-	-
Monetization	5.0103E-11	-	-	-	-	-	-	-	-	-	-	-	-	-	-	-	-	-	-	-	-	-	-	-
Pension and Gratuity Fund	1b	-	-	-	-	-	-	-	-	-	-	-	-	-	-	-	-	-	-	-	-	-	-	-
Other Personnel Benefits	5010400000	-	-	-	-	-	-	-	-	-	-	-	-	-	-	-	-	-	-	-	-	-	-	-
Terminal Leave Benefits - Civilian	50104030-01	-	-	-	-	-	-	-	-	-	-	-	-	-	-	-	-	-	-	-	-	-	-	-
Unprogrammed Funds - Bayanihan as One Act	-	-	-	-	-	-	-	-	-	-	-	-	-	-	-	-	-	-	-	-	-	-	-	-
Subsidies - Others	5071499000	-	-	-	-	-	-	-	-	-	-	-	-	-	-	-	-	-	-	-	-	-	-	-
GRAND TOTAL		21,781,154,000.00	21,781,154,000.00	0.00	0.00	0.00	17,081,984,000.00	8,781,737,159.57	8,781,737,159.57	8,781,737,159.57	8,781,737,159.57	8,781,737,159.57	8,781,737,159.57	8,781,737,159.57	8,781,737,159.57	8,781,737,159.57	8,781,737,159.57	8,781,737,159.57	8,781,737,159.57	8,781,737,159.57	4,679,170,000.00	8,320,246,840.44	5,882,557,840.27	5,882,557,840.27
PS		9,089,817,000.00	9,089,817,000.00	0.00	0.00	0.00	8,952,861,000.00	4,406,215,920.32	4,406,215,920.32	4,406,215,920.32	4,406,215,920.32	4,406,215,920.32	4,406,215,920.32	4,406,215,920.32	4,406,215,920.32	4,406,215,920.32	4,406,215,920.32	4,406,215,920.32	4,406,215,920.32	4,406,215,920.32	1,639,958,000.00	3,246,457,412.99	2,546,457,412.99	2,546,457,412.99
MOOE		11,687,387,000.00	11,687,387,000.00	(0.00)	(0.00)	(0.00)	8,103,827,000.00	4,339,760,889.25	4,339,760,889.25	4,339,760,889.25	4,339,760,889.25	4,339,760,889.25	4,339,760,889.25	4,339,760,889.25	4,339,760,889.25	4,339,760,889.25	4,339,760,889.25	4,339,760,889.25	4,339,760,889.25	4,339,760,889.25	3,764,066,310.76	3,323,966,054.61	3,323,966,054.61	3,323,966,054.61
FINEX		24,946,000.00	24,946,000.00	-	-	-	24,946,000.00	15,760,550.00	15,760,550.00	15,760,550.00	15,760,550.00	15,760,550.00	15,760,550.00	15,760,550.00	15,760,550.00	15,760,550.00	15,760,550.00	15,760,550.00	15,760,550.00	15,760,550.00	9,185,450.00	12,134,472.67	12,134,472.67	12,134,472.67
CO		979,004,000.00	979,004,000.00	-	-	-	350,000.00	-	-	-	350,000.00	-	-	-	-	-	-	-	-	350,000.00	-	-	-	-

Certified Correct:

RANDY B. ARCIZA
 Budget Officer

Certified Correct:

MARIE SULGENCIO
 Chief Accountant

Recommending Approval:

SULGENCIO M. CONFIDO
 Assistant Secretary, OFMS

Approved by:
 For the Secretary of the Office of the President

ANTONIO A. MORALES
 Acting Undersecretary for Administration

STATEMENT OF APPROPRIATIONS, ALLOTMENTS, OBLIGATIONS, DISBURSEMENTS AND BALANCES
As of 31 March 2022

Department of Foreign Affairs (DFA) Agency Office of the Secretary Home Office 12 001 1300085 01 Regular Agency Fund (e.g. UCACS Fund Cluster: 01-Regular Agency Fund, 02-Foreign Assisted Projects Fund, 03-Special Account-locally Funded/Domestic Grants Fund, and 04-Special Account-Foreign Assisted/Foreign Grants Fund) RA 11640 Regular 2021 Continuing Appropriations Legal Basis	Department of Foreign Affairs (DFA) Office of the Secretary Home Office 12 001 1300085 01 Regular Agency Fund (e.g. UCACS Fund Cluster: 01-Regular Agency Fund, 02-Foreign Assisted Projects Fund, 03-Special Account-locally Funded/Domestic Grants Fund, and 04-Special Account-Foreign Assisted/Foreign Grants Fund) RA 11640 Regular 2021 Continuing Appropriations Legal Basis
---	--

Particulars	UACS CODE	Appropriations		Allotments		Obligations				Disbursements				Balances													
		Authorized Appropriations	Adjustments (Transfer To/From, Modifications)	Adjusted Appropriations	Alignments Received	Adjustments (Reductions, Modifications, Augmentations)	Transfer To	Transfer From	Adjusted Allotments	1st Quarter Ending March 31	2nd Quarter Ending June 30	3rd Quarter Ending Sept. 30	4th Quarter Ending Dec. 31	TOTAL	1st Quarter Ending March 31	2nd Quarter Ending June 30	3rd Quarter Ending Sept. 30	4th Quarter Ending Dec. 31	TOTAL	Unreleased Appropriations	Unobligated Allotments	Unpaid Obligations Due and Demandable	Not Yet Due and Demandable				
A. AGENCY SPECIFIC BUDGET	2	5,488,971,240.22	3.00	5,487,248,579.54	6.00	7.00	8.00	9.00	3,548,887,771.22	170,768,417.12	13.00	14.00	15.00	170,768,417.12	16.00	17.00	18.00	19.00	32,761,341.78	1,938,361,808.32	22=10+15	3,378,119,954.10	138,007,075.34	23.00	24.00		
Personnel Services	5010100000	-	-	-	-	-	-	-	-	-	-	-	-	-	-	-	-	-	-	-	-	-	-	-	-	-	-
Salaries and Wages	5010101000	-	-	-	-	-	-	-	-	-	-	-	-	-	-	-	-	-	-	-	-	-	-	-	-	-	-
Basic Salary - Civilian	5010101001	-	-	-	-	-	-	-	-	-	-	-	-	-	-	-	-	-	-	-	-	-	-	-	-	-	-
Salaries and Wages - Casual/Contractual	5010102000	-	-	-	-	-	-	-	-	-	-	-	-	-	-	-	-	-	-	-	-	-	-	-	-	-	-
Other Compensation	5010200000	-	-	-	-	-	-	-	-	-	-	-	-	-	-	-	-	-	-	-	-	-	-	-	-	-	-
PEPA - Civilian	5010201001	-	-	-	-	-	-	-	-	-	-	-	-	-	-	-	-	-	-	-	-	-	-	-	-	-	-
Representation Allowance (RA)	5010202000	-	-	-	-	-	-	-	-	-	-	-	-	-	-	-	-	-	-	-	-	-	-	-	-	-	-
Transportation Allowance (TA)	5010203001	-	-	-	-	-	-	-	-	-	-	-	-	-	-	-	-	-	-	-	-	-	-	-	-	-	-
Clothing/Uniform Allowance - Civilian	5010204001	-	-	-	-	-	-	-	-	-	-	-	-	-	-	-	-	-	-	-	-	-	-	-	-	-	-
Subsistence Allowance - Magna Carta for Public Health Workers under R.A. 7305	5010205003	-	-	-	-	-	-	-	-	-	-	-	-	-	-	-	-	-	-	-	-	-	-	-	-	-	-
Laundry Allowance - Magna Carta Benefits for Public Health Workers under R.A. 7305	5010206004	-	-	-	-	-	-	-	-	-	-	-	-	-	-	-	-	-	-	-	-	-	-	-	-	-	-
Overseas Allowance - Civilian	5010209001	-	-	-	-	-	-	-	-	-	-	-	-	-	-	-	-	-	-	-	-	-	-	-	-	-	-
HP - Magna Carta Benefits for Public Health Workers under R.A. 7305	5010211005	-	-	-	-	-	-	-	-	-	-	-	-	-	-	-	-	-	-	-	-	-	-	-	-	-	-
Hazard Pay	5010211001	-	-	-	-	-	-	-	-	-	-	-	-	-	-	-	-	-	-	-	-	-	-	-	-	-	-
Overtime Pay	5010213001	-	-	-	-	-	-	-	-	-	-	-	-	-	-	-	-	-	-	-	-	-	-	-	-	-	-
Nightshift Differential Pay	5010213002	-	-	-	-	-	-	-	-	-	-	-	-	-	-	-	-	-	-	-	-	-	-	-	-	-	-
Bonus - Civilian	5010214001	-	-	-	-	-	-	-	-	-	-	-	-	-	-	-	-	-	-	-	-	-	-	-	-	-	-
Cash Gift - Civilian	5010215001	-	-	-	-	-	-	-	-	-	-	-	-	-	-	-	-	-	-	-	-	-	-	-	-	-	-
Collective Negotiation Agreement Incentive - Civilian	50102990-11	-	-	-	-	-	-	-	-	-	-	-	-	-	-	-	-	-	-	-	-	-	-	-	-	-	-
Productivity Enhancement Incentive - Civilian	50102990-12	-	-	-	-	-	-	-	-	-	-	-	-	-	-	-	-	-	-	-	-	-	-	-	-	-	-
Performance Based Bonus - Civilian	50102990-14	-	-	-	-	-	-	-	-	-	-	-	-	-	-	-	-	-	-	-	-	-	-	-	-	-	-
Mid-Year Bonus - Civilian	5010216001	-	-	-	-	-	-	-	-	-	-	-	-	-	-	-	-	-	-	-	-	-	-	-	-	-	-
Personnel Benefit Contributions	5010300000	-	-	-	-	-	-	-	-	-	-	-	-	-	-	-	-	-	-	-	-	-	-	-	-	-	-
Pach-BIG - Civilian	5010302001	-	-	-	-	-	-	-	-	-	-	-	-	-	-	-	-	-	-	-	-	-	-	-	-	-	-
PhilHealth - Civilian	5010303001	-	-	-	-	-	-	-	-	-	-	-	-	-	-	-	-	-	-	-	-	-	-	-	-	-	-
ECP - Civilian	5010304001	-	-	-	-	-	-	-	-	-	-	-	-	-	-	-	-	-	-	-	-	-	-	-	-	-	-
Other Personnel Benefits	5010400000	-	-	-	-	-	-	-	-	-	-	-	-	-	-	-	-	-	-	-	-	-	-	-	-	-	-
Retirement Gratuity - Civilian	5010402001	-	-	-	-	-	-	-	-	-	-	-	-	-	-	-	-	-	-	-	-	-	-	-	-	-	-
Terminal Leave Benefits - Civilian	5010403001	-	-	-	-	-	-	-	-	-	-	-	-	-	-	-	-	-	-	-	-	-	-	-	-	-	-
Lump-sum for Personal Services	50104990-09	-	-	-	-	-	-	-	-	-	-	-	-	-	-	-	-	-	-	-	-	-	-	-	-	-	-
Lump-sum for Step Increments - Length of Service	50104990-10	-	-	-	-	-	-	-	-	-	-	-	-	-	-	-	-	-	-	-	-	-	-	-	-	-	-
Loyalty Award - Civilian	50104990-15	-	-	-	-	-	-	-	-	-	-	-	-	-	-	-	-	-	-	-	-	-	-	-	-	-	-
Other Personnel Benefits	50104990-99	-	-	-	-	-	-	-	-	-	-	-	-	-	-	-	-	-	-	-	-	-	-	-	-	-	-
Maintenance and Other Operating Expenses	2	4,558,237,463.75	-	4,556,515,803.07	2,619,107,994.75	-	-	-	2,619,107,994.75	63,983,937.16	-	-	-	63,983,937.16	1,203,934.08	-	-	-	-	138,333.06	1,937,407,808.32	2,555,124,057.59	63,845,604.10	-	-	-	
Traveling Expenses	5020100000	388,564,028.47	-	388,564,028.47	372,173,028.47	-	-	-	372,173,028.47	6,918,082.40	-	-	-	6,918,082.40	1,065,601.02	-	-	-	-	15,391,000.00	365,254,944.07	6,918,082.40	-	-	-	-	
Traveling Expenses - Local	5020101000	22,642,003.09	-	22,642,003.09	21,053,003.09	-	-	-	21,053,003.09	6,918,082.40	-	-	-	6,918,082.40	1,065,601.02	-	-	-	-	14,802,000.00	344,201,940.98	6,918,082.40	-	-	-	-	
Traveling Expenses - Foreign	5020102000	365,922,023.38	-	365,922,023.38	351,120,023.38	-	-	-	351,120,023.38	320,000.00	-	-	-	320,000.00	-	-	-	-	-	111,745,000.00	62,888,977.70	320,000.00	-	-	-	-	
Training and Scholarship Expenses	5020200000	174,753,977.70	-	174,753,977.70	63,008,977.70	-	-	-	63,008,977.70	320,000.00	-	-	-	320,000.00	-	-	-	-	-	111,745,000.00	22,729,018.46	320,000.00	-	-	-	-	
ICT Training Expenses	5020201001	134,794,018.46	-	134,794,018.46	23,049,018.46	-	-	-	23,049,018.46	320,000.00	-	-	-	320,000.00	-	-	-	-	-	111,745,000.00	39,959,959.24	320,000.00	-	-	-	-	
Scholarship Grants Expenses	5020202000	39,959,959.24	-	39,959,959.24	1,390,933,997.02	-	-	-	1,390,933,997.02	770,551.25	-	-	-	770,551.25	-	-	-	-	-	1,737,145,339.32	1,990,163,345.77	770,551.25	-	-	-	-	
Supplies and Materials Expenses	5020300000	3,129,800,997.02	-	3,128,079,236.34	1,390,933,997.02	-	-	-	1,390,933,997.02	140,000.00	-	-	-	140,000.00	-	-	-	-	-	13,110,000.00	27,863,912.06	140,000.00	-	-	-	-	
ICT Office Supplies	5020301001	7,863,912.06	-	7,863,912.06	7,863,912.06	-	-	-	7,863,912.06	140,000.00	-	-	-	140,000.00	-	-	-	-	-	13,110,000.00	27,863,912.06	140,000.00	-	-	-	-	
Office Supplies Expenses	5020301002	40,851,751.56	-	40,851,751.56	27,741,751.56	-	-	-	27,741,751.56	-	-	-	-	-	-	-	-	-	-	1,723,093,000.00	1,299,303,683.63	-	-	-	-	-	
Accountable Forms Expenses	5020302000	3,022,896,683.63	-	3,022,896,683.63	1,299,803,683.63	-	-	-	1,299,803,683.63	-	-	-	-	-	-	-	-	-	-	12,000.00	12,000.00	-	-	-	-	-	
Non-accountable Forms Expenses	5020303000	12,000.00	-	12,000.00	12,000.00	-	-	-	12,000.00	-	-	-	-	-	-	-	-	-	-	-	6,689,532.37	-	-	-	-	-	
Drugs and Medicines Expenses	5020307000	6,701,532.37	-	6,701,532.37	6,689,532.37	-	-	-	6,689,532.37	-	-	-	-	-	-	-	-	-	-	12,000.00	-	-	-	-	-	-	
Medical, Dental and Laboratory Supplies	5020308000	23,360.00	-	23,360.00	23,360.00	-	-	-	23,360.00	-	-	-	-	-	-	-	-	-	-	857,000.00	3,881,428.38	225,000.00	-	-	-	-	
Fuel, Oil and Lubricants Expenses	5020309000	4,963,428.38	-	4,963,428.38	4,106,428.38	-	-	-	4,106,428.38	225,000.00	-	-	-	225,000.00	-	-	-	-	-	137,000.00	44,000.00	8,000.00	-	-	-	-	
Textbooks and Instructional Materials Expenses	5020311001	181,000.00	-	181,000.00	44,000.00	-	-	-	44,000.00	-	-	-	-	-	-	-	-	-	-	-	137,000.00	44,000.00	-	-	-	-	
Machinery	5020321001	8,000.00	-	8,000.00	8,000.00	-	-	-	8,000.00	-																	

Particulars	UACS CODE	Appropriations				Allotments				Obligations				Disbursements				Balances				
		Authorized Appropriations	Adjustments To/From, Modifications/	Adjusted Appropriations	Amounts Received	Adjustments Reductions/ Modifications/ Augmentations/	Transfer To	Transfer From	Adjusted Allotments	1st Quarter Ending March 31	2nd Quarter Ending June 30	3rd Quarter Ending Sept. 30	4th Quarter Ending Dec. 31	TOTAL	1st Quarter Ending March 31	2nd Quarter Ending June 30	3rd Quarter Ending Sept. 30	4th Quarter Ending Dec. 31	TOTAL	Unreleased Appropriations	Unobligated Allotments	Unpaid Obligations Due and Demandable
Communication Expenses	5020500000	64,211,018.05	3.00	64,211,018.05	58,023,018.05	-	-	58,023,018.05	400,000.00	-	-	-	400,000.00	-	-	-	-	400,000.00	6,188,000.00	37,623,018.05	400,000.00	-
Postage and Courier Services	5020501000	11,897,236.00	-	11,897,236.00	10,337,236.00	-	-	10,337,236.00	400,000.00	-	-	-	400,000.00	-	-	-	-	400,000.00	1,967,000.00	9,937,236.00	400,000.00	-
Mobile	5020502000	16,761,684.87	-	16,761,684.87	16,256,684.87	-	-	16,256,684.87	-	-	-	-	-	-	-	-	-	-	505,000.00	16,256,684.87	-	-
Landline	5020502002	17,102,681.97	-	17,102,681.97	15,205,681.97	-	-	15,205,681.97	-	-	-	-	-	-	-	-	-	-	1,897,000.00	15,205,681.97	-	-
Internet Subscription Expenses	5020503000	16,363,388.36	-	16,363,388.36	14,395,388.36	-	-	14,395,388.36	-	-	-	-	-	-	-	-	-	-	1,968,000.00	14,395,388.36	-	-
Cable, Satellite, Telegraph and Radio Expenses	5020504000	2,086,026.85	-	2,086,026.85	1,828,026.85	-	-	1,828,026.85	-	-	-	-	-	-	-	-	-	-	258,000.00	1,828,026.85	-	-
Confidential, Intelligence and Extraordinary	5021000000	258,000.00	-	258,000.00	78,000.00	-	-	78,000.00	-	-	-	-	-	-	-	-	-	-	180,000.00	78,000.00	-	-
Confidential Expenses	5021001000	-	-	-	-	-	-	-	-	-	-	-	-	-	-	-	-	-	-	-	-	-
Extraordinary and Miscellaneous Expenses	5021003000	258,000.00	-	258,000.00	78,000.00	-	-	78,000.00	-	-	-	-	-	-	-	-	-	-	180,000.00	78,000.00	-	-
Professional Services	5021100000	60,707,997.86	-	60,707,997.86	56,837,997.86	-	-	56,837,997.86	668,000.00	-	-	-	668,000.00	-	-	-	-	668,000.00	3,870,000.00	56,169,997.86	668,000.00	-
Legal Services	5021101000	16,411,599.05	-	16,411,599.05	16,411,599.05	-	-	16,411,599.05	-	-	-	-	-	-	-	-	-	-	16,411,599.05	16,411,599.05	-	-
Auditing Services	5021102000	162,384.18	-	162,384.18	162,384.18	-	-	162,384.18	-	-	-	-	-	-	-	-	-	-	162,384.18	162,384.18	-	-
ICT Consultancy Services	5021103001	3,556,700.00	-	3,556,700.00	3,556,700.00	-	-	3,556,700.00	-	-	-	-	-	-	-	-	-	-	3,556,700.00	3,556,700.00	-	-
Consultancy Services	5021103002	40,577,314.63	-	40,577,314.63	36,707,314.63	-	-	36,707,314.63	668,000.00	-	-	-	668,000.00	-	-	-	-	668,000.00	3,870,000.00	36,039,314.63	668,000.00	-
Other Professional Services	5021199000	18,501,460.39	-	18,501,460.39	11,054,460.39	-	-	11,054,460.39	250,000.00	-	-	-	250,000.00	-	-	-	-	250,000.00	7,447,000.00	18,251,460.39	250,000.00	-
General Services	5021201000	4,213,532.51	-	4,213,532.51	4,213,532.51	-	-	4,213,532.51	-	-	-	-	-	-	-	-	-	-	4,213,532.51	4,213,532.51	-	-
Environmental/Safety Services	5021202000	4,008,827.28	-	4,008,827.28	4,008,827.28	-	-	4,008,827.28	-	-	-	-	-	-	-	-	-	-	4,008,827.28	4,008,827.28	-	-
Janitorial Services	5021203000	382,878.23	-	382,878.23	382,878.23	-	-	382,878.23	-	-	-	-	-	-	-	-	-	-	382,878.23	382,878.23	-	-
Security Services	5021299001	9,886,222.37	-	9,886,222.37	2,449,222.37	-	-	2,449,222.37	250,000.00	-	-	-	250,000.00	-	-	-	-	250,000.00	7,437,000.00	9,636,222.37	250,000.00	-
Other General Services - ICT Services	5021299009	13,238,538.91	-	13,238,538.91	12,261,538.91	-	-	12,261,538.91	171,000.00	-	-	-	171,000.00	-	-	-	-	171,000.00	977,000.00	12,090,538.91	171,000.00	-
Other General Services	5021304001	7,874,602.44	-	7,874,602.44	7,650,602.44	-	-	7,650,602.44	-	-	-	-	-	-	-	-	-	-	224,000.00	7,650,602.44	-	-
Buildings	5021304009	67,000.00	-	67,000.00	20,000.00	-	-	20,000.00	-	-	-	-	-	-	-	-	-	-	67,000.00	20,000.00	-	-
Other Structures	5021305000	110,000.00	-	110,000.00	20,000.00	-	-	20,000.00	-	-	-	-	-	-	-	-	-	-	90,000.00	20,000.00	-	-
Office Equipment	5021305002	1,932,874.73	-	1,932,874.73	1,887,874.73	-	-	1,887,874.73	-	-	-	-	-	-	-	-	-	-	45,000.00	1,887,874.73	-	-
Information and Communication Technology Equipment	5021305003	-	-	-	-	-	-	-	-	-	-	-	-	-	-	-	-	-	-	-	-	-
Communication Equipment	5021305007	-	-	-	-	-	-	-	-	-	-	-	-	-	-	-	-	-	-	-	-	-
Military, Police and Security Equipment	5021306000	1,422,000.00	-	1,422,000.00	1,274,000.00	-	-	1,274,000.00	-	-	-	-	-	-	-	-	-	-	148,000.00	1,274,000.00	-	-
Other Machinery and Equipment	5021306001	628,502.50	-	628,502.50	537,502.50	-	-	537,502.50	171,000.00	-	-	-	171,000.00	-	-	-	-	171,000.00	91,000.00	386,502.50	171,000.00	-
Motor Vehicles	5021306009	832,444.58	-	832,444.58	559,444.58	-	-	559,444.58	-	-	-	-	-	-	-	-	-	-	273,000.00	832,444.58	-	-
Other Transportation Equipment	5021307000	-	-	-	-	-	-	-	-	-	-	-	-	-	-	-	-	-	-	-	-	-
Repairs and Maintenance - Furniture and Fixtures	5021308000	84,114.66	-	84,114.66	84,114.66	-	-	84,114.66	-	-	-	-	-	-	-	-	-	-	-	84,114.66	-	-
Repairs and Maintenance - Leased Assets	5021308001	248,000.00	-	248,000.00	248,000.00	-	-	248,000.00	-	-	-	-	-	-	-	-	-	-	-	248,000.00	-	-
Buildings and Other Structures	5021308002	-	-	-	-	-	-	-	-	-	-	-	-	-	-	-	-	-	-	-	-	-
Machinery and Equipment	5021308003	248,000.00	-	248,000.00	248,000.00	-	-	248,000.00	-	-	-	-	-	-	-	-	-	-	-	248,000.00	-	-
Transportation Equipment	5021308004	-	-	-	-	-	-	-	-	-	-	-	-	-	-	-	-	-	-	-	-	-
ICT Machinery and Equipment	5021308009	-	-	-	-	-	-	-	-	-	-	-	-	-	-	-	-	-	-	-	-	-
Other Leased Assets	5021309000	-	-	-	-	-	-	-	-	-	-	-	-	-	-	-	-	-	-	-	-	-
Other Leased Assets Improvements	5021309009	-	-	-	-	-	-	-	-	-	-	-	-	-	-	-	-	-	-	-	-	-
Other Machinery and Equipment	5021321000	39,000.00	-	39,000.00	39,000.00	-	-	39,000.00	-	-	-	-	-	-	-	-	-	-	39,000.00	39,000.00	-	-
Other Property, Plant and Equipment	5021399009	25,398,974.93	-	25,398,974.93	25,398,974.93	-	-	25,398,974.93	-	-	-	-	-	-	-	-	-	-	(0.00)	25,398,974.93	-	-
Financial Assistance/Subsidy	5021493000	25,398,974.93	-	25,398,974.93	25,398,974.93	-	-	25,398,974.93	-	-	-	-	-	-	-	-	-	-	(0.00)	25,398,974.93	-	-
Subsidies - Others	5021493000	25,398,974.93	-	25,398,974.93	25,398,974.93	-	-	25,398,974.93	-	-	-	-	-	-	-	-	-	-	-	25,398,974.93	-	-
Taxes, Insurance Premiums and Other Fees	5021500000	3,976,378.29	-	3,976,378.29	3,010,378.29	-	-	3,010,378.29	262,000.00	-	-	-	262,000.00	-	-	-	-	-	966,000.00	2,748,378.29	262,000.00	-
Taxes, Duties and Licenses	5021501001	1,211,820.34	-	1,211,820.34	1,211,820.34	-	-	1,211,820.34	75,000.00	-	-	-	75,000.00	-	-	-	-	-	1,136,820.34	1,211,820.34	-	-
Fidelity Bond Premiums	5021501002	86,250.00	-	86,250.00	86,250.00	-	-	86,250.00	-	-	-	-	-	-	-	-	-	-	86,250.00	86,250.00	-	-
Insurance Expenses	5021503000	2,678,307.95	-	2,678,307.95	1,712,307.95	-	-	1,712,307.95	187,000.00	-	-	-	187,000.00	-	-	-	-	-	966,000.00	1,525,307.95	187,000.00	-
Other Maintenance and Operating Expenses	5022900000	638,845,296.09	-	638,845,296.09	591,377,827.09	-	-	591,377,827.09	54,224,303.51	-	-	-	54,224,303.51	-	-	-	-	-	47,467,469.00	537,153,523.58	54,085,970.45	-
Advertising Expenses	5023901000	418,000.00	-	418,000.00	229,000.00	-	-	229,000.00	-	-	-	-	-	-	-	-	-	-	189,000.00	229,000.00	-	-
Printing and Publication Expenses	5023902000	4,347,889.00	-	4,347,889.00	3,957,889.00	-	-	3,957,889.00	310,000.00	-	-	-	310,000.00	-	-	-	-	-	3,957,889.00	3,647,889.00	310,000.00	-
Representation Expenses	5023903000	51,274,732.62	-	51,274,732.62	33,719,732.62	-	-	33,719,732.62	-	-	-	-	-	-	-	-	-	-	17,555,000.00	33,719,732.62	-	-
Transportation and Delivery Expenses	5023904000	2,751,286.90	-	2,751,286.90	2,476,286.90	-	-	2,476,286.90	-	-	-	-	-	-	-	-	-	-	275,000.00	2,476,286.90	-	-
Rents - Building and Structures	5023905001	308,108,000.00	-	308,108,000.00	289,001,000.00	-	-	289,001,000.00	4,900,000.00	-	-	-	4,900,000.00	-	-	-	-	-	19,107,000.00	284,101,000.00	4,900,000.00	-
Rents - Land	5023905002	-	-	-	-	-	-	-	-	-	-	-	-	-	-	-	-	-	-	-	-	-
Rents - Motor Vehicles	5023905003	21,800,139.26	-	21,800,139.26	18,470,139.26	-	-	18,470,139.26	-	-	-	-	-	-	-	-	-	-	3,130,000.00	18,470,139.26	-	-
Rents - Equipment	5023905004	13,367,495.20	-	13,367,495.20	11,404,495.20	-	-	11,404,495.20	-	-	-	-	-	-	-	-	-	-	1,963,000.00	10,680,495.20	724,000.00	-
Rents - Living Quarters	5023905005	-	-	-	-	-	-	-	-	-	-	-	-	-	-	-	-	-	-	-	-	-
Operating Lease	5023905006	622,361.16	-	622,361.16	622,361.16	-	-	622,361.16	-	-	-	-	-	-	-	-	-	-	622,361.16	622,361.16	-	-
Rents - ICT Machinery and Equipment	5023905008	6,532,319.74	-	6,532,319.74	5,963,319.74	-	-	5,963,319.74	-	-	-	-	-	-	-	-	-	-	569,000.00	5,963,319.74	-	-
Membership Dues and Contributions to Organizations	5023906000	201,297,049.22	-	201,297,049.22	201,032,580.22	-	-	201,032,580.22	47,850,303.51	-	-	-	47,850,303.51	-	-	-	-	-	264,469.00	153,182,276.71	47,711,970.45	-
ICT Software Subscription	5023907001	9,073,799.72	-	9,073,799.72	9,073,799.72	-	-	9,073,799.72	-	-	-	-	-	-	-	-	-	-	-	9,073,799.72	-	-
Library and Other Reading Materials Subscription Expenses	5023907004	3,039,149.47	-	3,039,149.47	3,039,149.47	-	-	3,039,149.47	240,000.00	-	-	-	240,00									

Particulars	YACS CODE	Authorized Appropriations	Adjustments (Transfer To/From, Modifications)	Adjusted Appropriations	Allotments Received	Adjustments (Reductions, Modifications, Augmentations)	Transfer To	Transfer From	Adjusted Allotments	1st Quarter Ending March 31	2nd Quarter Ending June 30	3rd Quarter Ending Sept. 30	4th Quarter Ending Dec. 31	TOTAL	1st Quarter Ending March 31	2nd Quarter Ending June 30	3rd Quarter Ending Sept. 30	4th Quarter Ending Dec. 31	TOTAL	Unreleased Appropriations	Unobligated Allotments	Unpaid Obligations Due and Demandable	Not Yet Due and Demandable	
																								3.00
Capital Outlays		914,322,491.53	-	914,322,491.53	914,322,491.53	-	-	-	914,322,491.53	98,792,686.33	-	-	-	98,792,686.33	24,871,215.09	-	-	-	24,871,215.09	24,871,215.09	815,529,805.20	815,529,805.20	73,921,471.24	-
Property, Plant and Equipment Outlay	5060400000	914,322,491.53	-	914,322,491.53	914,322,491.53	-	-	-	914,322,491.53	98,792,686.33	-	-	-	98,792,686.33	24,871,215.09	-	-	-	24,871,215.09	24,871,215.09	815,529,805.20	815,529,805.20	73,921,471.24	-
Land	50604010-01	263,732,285.81	-	263,732,285.81	263,732,285.81	-	-	-	263,732,285.81	-	-	-	-	-	-	-	-	-	-	-	263,732,285.81	263,732,285.81	-	-
Other Infrastructure Assets	50604030-99	-	-	-	-	-	-	-	-	-	-	-	-	-	-	-	-	-	-	-	-	-	-	-
Other Structures	50604040-99	-	-	-	-	-	-	-	-	-	-	-	-	-	-	-	-	-	-	-	-	-	-	-
Buildings	50604040-01	481,131,634.00	-	481,131,634.00	481,131,634.00	-	-	-	481,131,634.00	75,769,739.26	-	-	-	75,769,739.26	23,249,427.44	-	-	-	23,249,427.44	23,249,427.44	409,361,894.74	409,361,894.74	62,520,311.82	-
Machinery	50604050-01	-	-	-	-	-	-	-	-	-	-	-	-	-	-	-	-	-	-	-	-	-	-	-
Office Equipment	50604050-02	18,623,625.82	-	18,623,625.82	18,623,625.82	-	-	-	18,623,625.82	678,786.95	-	-	-	678,786.95	1,621,787.65	-	-	-	1,621,787.65	1,621,787.65	17,944,838.87	17,944,838.87	678,786.95	-
Information and Communication Technology Equipment	50604050-03	15,436,231.30	-	15,436,231.30	15,436,231.30	-	-	-	15,436,231.30	7,969,058.16	-	-	-	7,969,058.16	1,621,787.65	-	-	-	1,621,787.65	1,621,787.65	7,467,173.14	7,467,173.14	6,347,270.51	-
Communication Equipment	50604050-07	35,428,291.70	-	35,428,291.70	35,428,291.70	-	-	-	35,428,291.70	2,576,528.43	-	-	-	2,576,528.43	-	-	-	-	-	-	32,851,763.27	32,851,763.27	2,576,528.43	-
Military, Police and Security Equipment	50604050-10	-	-	-	-	-	-	-	-	-	-	-	-	-	-	-	-	-	-	-	-	-	-	-
ICT Software	50604050-15	-	-	-	-	-	-	-	-	-	-	-	-	-	-	-	-	-	-	-	-	-	-	-
Other Machinery and Equipment	50604050-99	3,989,296.38	-	3,989,296.38	3,989,296.38	-	-	-	3,989,296.38	-	-	-	-	-	-	-	-	-	-	-	3,989,296.38	3,989,296.38	-	-
Motor Vehicles	50604060-01	61,700,000.00	-	61,700,000.00	61,700,000.00	-	-	-	61,700,000.00	10,900,000.00	-	-	-	10,900,000.00	-	-	-	-	-	-	50,800,000.00	50,800,000.00	10,900,000.00	-
Furniture and Fixtures	50604070-01	34,281,126.52	-	34,281,126.52	34,281,126.52	-	-	-	34,281,126.52	898,573.53	-	-	-	898,573.53	-	-	-	-	-	-	33,382,552.99	33,382,552.99	898,573.53	-
Books	50604070-02	-	-	-	-	-	-	-	-	-	-	-	-	-	-	-	-	-	-	-	-	-	-	-
Other Property, Plant and Equipment	50604090-99	-	-	-	-	-	-	-	-	-	-	-	-	-	-	-	-	-	-	-	-	-	-	-
B. AUTOMATIC APPROPRIATIONS	5010301000	-	-	-	-	-	-	-	-	-	-	-	-	-	-	-	-	-	-	-	-	-	-	-
Retirement and Life Insurance Premiums	1A	-	-	-	-	-	-	-	-	-	-	-	-	-	-	-	-	-	-	-	-	-	-	-
C. SPECIAL PURPOSE FUNDS	2a	-	-	-	-	-	-	-	-	-	-	-	-	-	-	-	-	-	-	-	-	-	-	-
Contingent Fund	5021499000	-	5,757,400.00	5,757,400.00	5,757,400.00	-	-	-	5,757,400.00	-	-	-	-	-	-	-	-	-	-	-	-	-	-	-
Subsidies - Others	5021499000	-	5,757,400.00	5,757,400.00	5,757,400.00	-	-	-	5,757,400.00	-	-	-	-	-	-	-	-	-	-	-	-	-	-	-
Donations	5029908000	-	5,757,400.00	5,757,400.00	5,757,400.00	-	-	-	5,757,400.00	-	-	-	-	-	-	-	-	-	-	-	-	-	-	-
Miscellaneous Personnel Benefits Fund	50104990-96	-	-	-	-	-	-	-	-	-	-	-	-	-	-	-	-	-	-	-	-	-	-	-
Lump-sum for Compensation Adjustment	5010499007	-	-	-	-	-	-	-	-	-	-	-	-	-	-	-	-	-	-	-	-	-	-	-
Lump-sum for Filling of Positions - Civilian	5010499010	-	-	-	-	-	-	-	-	-	-	-	-	-	-	-	-	-	-	-	-	-	-	-
Lump-sum for Step Increments - Length of Service	5010499010	-	-	-	-	-	-	-	-	-	-	-	-	-	-	-	-	-	-	-	-	-	-	-
Other Personnel Benefits	50104990-99	-	-	-	-	-	-	-	-	-	-	-	-	-	-	-	-	-	-	-	-	-	-	-
Basic Salary	50101010-01	-	-	-	-	-	-	-	-	-	-	-	-	-	-	-	-	-	-	-	-	-	-	-
Monetization	5.0105E+11	-	-	-	-	-	-	-	-	-	-	-	-	-	-	-	-	-	-	-	-	-	-	-
Pension and Gratuity Fund	5010400000	-	-	-	-	-	-	-	-	-	-	-	-	-	-	-	-	-	-	-	-	-	-	-
Other Personnel Benefits	5010400000	-	-	-	-	-	-	-	-	-	-	-	-	-	-	-	-	-	-	-	-	-	-	-
Terminal Leave Benefits - Civilian	50104030-01	-	-	-	-	-	-	-	-	-	-	-	-	-	-	-	-	-	-	-	-	-	-	-
Unprogrammed Funds - Bayanhon as One Act	5021499000	-	-	-	-	-	-	-	-	-	-	-	-	-	-	-	-	-	-	-	-	-	-	-
Subsidies - Others	5021499000	-	-	-	-	-	-	-	-	-	-	-	-	-	-	-	-	-	-	-	-	-	-	-
GRAND TOTAL		5,488,971,240.22	5,757,400.00	5,494,728,640.22	3,548,887,771.22	5,757,400.00	3,554,845,171.22	170,768,417.12	170,768,417.12	63,983,937.16	7,991,793.63	98,792,686.33	14,000,000.00	170,768,417.12	33,826,942.80	1,203,934.08	7,751,793.63	24,871,215.09	19,000,000.00	33,826,942.80	1,938,361,808.32	3,383,876,754.10	136,941,474.32	62,780,003.98
DS		-	-	-	-	-	-	-	-	-	-	-	-	-	-	-	-	-	-	-	-	-	-	-
MOOE		4,558,237,463.75	5,757,400.00	4,563,994,863.75	2,819,107,994.75	5,757,400.00	2,824,865,394.75	63,983,937.16	63,983,937.16	7,991,793.63	7,991,793.63	98,792,686.33	14,000,000.00	63,983,937.16	1,203,934.08	7,751,793.63	24,871,215.09	19,000,000.00	1,203,934.08	2,560,841,457.59	2,560,841,457.59	240,000.00	62,780,003.98	
FINEX		16,411,284.94	-	16,411,284.94	15,457,284.94	-	15,457,284.94	-	15,457,284.94	-	-	-	-	7,991,793.63	-	-	-	-	7,991,793.63	954,000.00	815,529,805.20	815,529,805.20	73,921,471.24	-
CO		914,322,491.53	-	914,322,491.53	914,322,491.53	-	914,322,491.53	98,792,686.33	914,322,491.53	98,792,686.33	-	-	-	98,792,686.33	24,871,215.09	-	-	-	24,871,215.09	-	-	-	-	

Certified Correct:

Randy B. Arduiza
RANDY B. ARDUIZA
 Budget Officer

Certified Correct:

Francisco X. Ilgenio
FRANCISCO X. ILGENIO
 Chief Accountant

Recommending Approval:

Julio M. Confiado
JULIO M. CONFIAO
 Assistant Secretary, OFMS

Approved by:

Antonio A. Morales
ANTONIO A. MORALES
 Acting Undersecretary for Administration