

Department of Foreign Affairs (DFA)  
 Office of the Secretary  
 Home Office  
 12 001 1300085  
 01 Regular Agency Fund  
 (e.g. UAACS Fund Cluster, 01-Regular Agency Fund, 02-Foreign Assisted Projects Fund, 03-Special Account-Locally Funded/Domestic Grants Fund, and 04-Special Account-Foreign Assisted/Foreign Grants Fund)  
 RA 11839 Regular 2022 Current Appropriations


STATEMENT OF APPROPRIATIONS, ALLIEMENTS, OBLIGATIONS, DISBURSEMENTS AND BALANCES  
 As at the Quarter Ending 31 March 2022

Particulars	UAACS CODE	Authorized Appropriations	Adjustments (Transfer From/To)	Adjusted Appropriations	Allotments Received	Adjustments (Transfer From/To)	Alliements				Current Year Obligations				Current Year Disbursements				Balances			
							Transfer From	Transfer To	Adjusted Total	1st Quarter Ending March 31	2nd Quarter Ending June 30	3rd Quarter Ending Sept. 30	4th Quarter Ending Dec. 31	TOTAL	1st Quarter Ending March 31	2nd Quarter Ending June 30	3rd Quarter Ending Sept. 30	4th Quarter Ending Dec. 31	TOTAL	Unreleased Appro	Unobligated Allotments	Unpaid Obligations (15-20) (23+24)
1	2	21,545,393,000.00	-	21,545,393,000.00	16,866,223,000.00	-	-	16,866,223,000.00	8,726,878,136.69	-	-	-	-	8,726,878,136.69	2,844,120,196.41	-	2,844,120,196.41	4,879,757,938.28	8,139,544,863.32	5,842,557,940.27	-	
General Administration and Support	1000000000000000	2,672,812,000.00	-	2,672,812,000.00	1,766,823,000.00	-	-	1,766,823,000.00	619,281,087.94	-	-	-	-	619,281,087.94	564,875,123.54	-	564,875,123.54	908,940,000.00	1,879,047,917.06	1,545,964,440.00	-	
General management and supervision	100000100001000	2,542,810,000.00	-	2,542,810,000.00	1,633,881,000.00	-	-	1,633,881,000.00	609,524,253.45	-	-	-	-	609,524,253.45	555,148,289.05	-	555,148,289.05	908,940,000.00	1,755,812,746.55	1,545,964,440.00	-	
PS	1	776,359,000.00	-	776,359,000.00	1,507,865,000.00	-	-	1,507,865,000.00	487,754,766.02	-	-	-	-	487,754,766.02	484,114,479.96	-	484,114,479.96	1,000,000,000.00	920,110,234.98	3,642,295.92	-	
MOOE	2	953,746,000.00	-	953,746,000.00	953,746,000.00	-	-	953,746,000.00	121,799,488.43	-	-	-	-	121,799,488.43	71,033,809.09	-	71,033,809.09	-	831,946,511.97	50,765,619.34	-	
MOOE	3	3,406,000.00	-	3,406,000.00	-	-	-	-	-	-	-	-	-	-	-	-	-	-	3,406,000.00	-	-	
MOOE	6	809,299,000.00	-	809,299,000.00	-	-	-	-	-	-	-	-	-	-	-	-	-	-	350,000.00	-	-	
Administration of Personnel Benefits	100000100002000	132,962,000.00	-	132,962,000.00	132,962,000.00	-	-	132,962,000.00	9,726,834.49	-	-	-	-	9,726,834.49	9,726,834.49	-	9,726,834.49	-	123,235,166.51	-	-	
PS	1	132,962,000.00	-	132,962,000.00	-	-	-	-	9,726,834.49	-	-	-	-	9,726,834.49	9,726,834.49	-	9,726,834.49	-	123,235,166.51	-	-	
Sub-Total, General Administration and Support	1	2,672,812,000.00	-	2,672,812,000.00	1,766,823,000.00	-	-	1,766,823,000.00	619,281,087.94	-	-	-	-	619,281,087.94	564,875,123.54	-	564,875,123.54	908,940,000.00	1,879,047,917.06	1,545,964,440.00	-	
PS	1	909,321,000.00	-	909,321,000.00	1,640,827,000.00	-	-	1,640,827,000.00	487,481,599.51	-	-	-	-	487,481,599.51	483,841,314.45	-	483,841,314.45	1,000,000,000.00	1,043,345,400.49	3,642,295.92	-	
MOOE	2	953,746,000.00	-	953,746,000.00	953,746,000.00	-	-	953,746,000.00	121,799,488.43	-	-	-	-	121,799,488.43	71,033,809.09	-	71,033,809.09	-	831,946,511.97	50,765,619.34	-	
MOOE	3	3,406,000.00	-	3,406,000.00	-	-	-	-	-	-	-	-	-	-	-	-	-	-	3,406,000.00	-	-	
MOOE	6	809,299,000.00	-	809,299,000.00	-	-	-	-	-	-	-	-	-	-	-	-	-	-	350,000.00	-	-	
Legal services	2000000000000000	130,424,000.00	-	130,424,000.00	130,424,000.00	-	-	130,424,000.00	694,531.85	-	-	-	-	694,531.85	190,573.90	-	190,573.90	-	21,678,468.15	503,957.95	-	
PS	1	130,424,000.00	-	130,424,000.00	-	-	-	-	694,531.85	-	-	-	-	694,531.85	190,573.90	-	190,573.90	-	21,678,468.15	503,957.95	-	
MOOE	2	5,467,000.00	-	5,467,000.00	-	-	-	-	-	-	-	-	-	-	-	-	-	-	-	-	-	
MOOE	6	5,467,000.00	-	5,467,000.00	-	-	-	-	-	-	-	-	-	-	-	-	-	-	-	-	-	
Coordination, integration, planning and monitoring of foreign policy	200000100002000	80,290,000.00	-	80,290,000.00	80,290,000.00	-	-	80,290,000.00	609,720.54	-	-	-	-	609,720.54	177,968.33	-	177,968.33	-	16,296,279.46	431,754.21	-	
PS	1	80,290,000.00	-	80,290,000.00	-	-	-	-	609,720.54	-	-	-	-	609,720.54	177,968.33	-	177,968.33	-	16,296,279.46	431,754.21	-	
MOOE	2	16,896,000.00	-	16,896,000.00	-	-	-	-	-	-	-	-	-	-	-	-	-	-	-	-	-	
MOOE	6	16,896,000.00	-	16,896,000.00	-	-	-	-	-	-	-	-	-	-	-	-	-	-	-	-	-	
Sub-Total, Support to Operations	2	130,424,000.00	-	130,424,000.00	130,424,000.00	-	-	130,424,000.00	694,531.85	-	-	-	-	694,531.85	190,573.90	-	190,573.90	-	21,678,468.15	503,957.95	-	
PS	1	130,424,000.00	-	130,424,000.00	-	-	-	-	694,531.85	-	-	-	-	694,531.85	190,573.90	-	190,573.90	-	21,678,468.15	503,957.95	-	
MOOE	2	16,896,000.00	-	16,896,000.00	-	-	-	-	-	-	-	-	-	-	-	-	-	-	-	-	-	
MOOE	6	16,896,000.00	-	16,896,000.00	-	-	-	-	-	-	-	-	-	-	-	-	-	-	-	-	-	
Foreign relations strengthened to promote national development and DIPLOMACY PROGRAM	310100100001000	2,725,028,000.00	-	2,725,028,000.00	2,725,028,000.00	-	-	2,725,028,000.00	1,377,296,817.13	-	-	-	-	1,377,296,817.13	509,873,636.71	-	509,873,636.71	50,000,000.00	1,079,988,182.87	889,063,180.42	-	
PS	1	2,725,028,000.00	-	2,725,028,000.00	-	-	-	-	1,377,296,817.13	-	-	-	-	1,377,296,817.13	509,873,636.71	-	509,873,636.71	-	1,079,988,182.87	889,063,180.42	-	
MOOE	2	2,507,925,000.00	-	2,507,925,000.00	-	-	-	-	-	-	-	-	-	-	-	-	-	-	-	-	-	
MOOE	6	2,507,925,000.00	-	2,507,925,000.00	-	-	-	-	-	-	-	-	-	-	-	-	-	-	-	-	-	
Conduct of bilateral and multilateral relations in accordance with foreign policy directives	310100100002000	7,087,031,000.00	-	7,087,031,000.00	6,929,986,000.00	-	-	6,929,986,000.00	4,424,929,904.78	-	-	-	-	4,424,929,904.78	1,119,258,722.05	-	1,119,258,722.05	157,045,000.00	2,488,544,092.22	3,306,734,182.73	-	
PS	1	5,013,648,000.00	-	5,013,648,000.00	4,987,199,000.00	-	-	4,987,199,000.00	2,661,729,299.88	-	-	-	-	2,661,729,299.88	881,864,333.88	-	881,864,333.88	207,045,000.00	3,568,529,278.09	4,174,791,363.15	-	
MOOE	2	1,916,681,000.00	-	1,916,681,000.00	1,902,691,000.00	-	-	1,902,691,000.00	1,732,110,355.10	-	-	-	-	1,732,110,355.10	223,920,800.28	-	223,920,800.28	14,630,000.00	3,588,529,278.09	1,508,189,564.82	-	
MOOE	3	14,287,000.00	-	14,287,000.00	-	-	-	-	-	-	-	-	-	-	-	-	-	-	-	-	-	
MOOE	6	14,287,000.00	-	14,287,000.00	-	-	-	-	-	-	-	-	-	-	-	-	-	-	-	-	-	
OO - Overseas Filipinos protected and engaged, and consular services improved	320100100002000	8,930,138,000.00	-	8,930,138,000.00	5,386,992,000.00	-	-	5,386,992,000.00	2,303,772,794.99	-	-	-	-	2,303,772,794.99	680,922,140.21	-	680,922,140.21	3,653,176,000.00	2,870,288,205.01	1,692,850,654.78	-	
PS	1	8,930,138,000.00	-	8,930,138,000.00	5,386,992,000.00	-	-	5,386,992,000.00	2,303,772,794.99	-	-	-	-	2,303,772,794.99	680,922,140.21	-	680,922,140.21	3,653,176,000.00	2,870,288,205.01	1,692,850,654.78	-	
MOOE	2	5,553,128,000.00	-	5,553,128,000.00	-	-	-	-	-	-	-	-	-	-	-	-	-	-	-	-	-	
MOOE	6	5,553,128,000.00	-	5,553,128,000.00	-	-	-	-	-	-	-	-	-	-	-	-	-	-	-	-	-	
Provision of consular services including (issuance of passports, visas and other)	320100100001000	7,870,554,000.00	-	7,870,554,000.00	4,107,378,000.00	-	-	4,107,378,000.00	3,714,475,000.00	-	-	-	-	3,714,475,000.00	2,122,220,087.31	-	2,122,220,087.31	159,203,981.38	1,592,254,912.89	1,533,016,095.93	-	
PS	1	2,608,933,000.00	-	2,608,933,000.00	2,216,030,000.00	-	-	2,216,030,000.00	1,191,949,989.25	-	-	-	-	1,191,949,989.25	438,939,834.92	-	438,939,834.92	16,956,000.00	1,007,128,801.25	752,952,164.23	-	
MOOE	2	5,027,078,000.00	-	5,027,078,000.00	1,598,148,000.00	-	-	1,598,148,000.00	925,666,789.08	-	-	-	-	925,666,789.08	149,057,665.92	-	149,057,665.92	33,619,930,000.00	592,481,210.94	778,609,123.24	-	
MOOE	3	7,253,000.00	-	7,253,000.00	-	-	-	-	-	-	-	-	-	-	-	-	-	-	-	-	-	
MOOE	6	7,253,000.00	-	7,253,000.00	-	-	-	-	-	-	-	-	-	-	-	-	-	-	-	-	-	
Protection of the rights and promotion of welfare of overseas Filipinos	320100100002000	1,259,584,000.00	-	1,259,584,000.00	1,259,584,000.00	-	-	1,259,584,000.00	181,552,707.88	-	-	-	-	181,552,707.88	61,718,148.83	-	61,718,148.83	4,679,170,000.00	8,139,544,863.32	5,882,557,240.27	-	
PS	1	1,259,584,000.00	-	1,259,584,000.00	-	-	-	-	181,552,707.88	-	-	-	-	181,552,707.88	61,718,148.83	-	61,718,148.83	-	8,139,544,863.32	5,882,557,240.27	-	
MOOE	2	18,739,197,000.00	-	18,739,197,000.00	14,988,978,000.00	-	-	14,988,978,000.00	8,106,702,516.80	-	-	-	-	8,106,702,516.80	2,279,054,498.97	-	2,279,054,498.97	3,770,221,000.00	6,238,816,483.10	5,827,648,017.92	-	
Sub-Total, Operations	2	18,739,197,000.00	-	18,739,197,000.00	14,988																	



Particulars	UACS CODE	Appropriations			Allotments			Current Year Obligations				Current Year Disbursements				Balances								
		Authorized Appropriations	Adjustments (Transfer To/From, Modifications)	Adjusted Appropriations (5=(3+4))	Allotments Received	Adjustments (Reductions, Modifications, Augmentations)	Transfer To	Transfer From	Adjusted Total Allotments (10=[(6+7)-(8+9)])	1st Quarter Ending March 31	2nd Quarter Ending June 30	3rd Quarter Ending Sept. 30	4th Quarter Ending Dec. 31	TOTAL (15=(11+12+13+14))	1st Quarter Ending March 31	2nd Quarter Ending June 30	3rd Quarter Ending Sept. 30	4th Quarter Ending Dec. 31	TOTAL (20=(16+17+18+19))	Unreleased Appro	Unobligated Allotments	Unpaid Obligations (15-20)=(23+24)	Not Yet Due and Demandable	
1	2	3	4	5=(3+4)	6	7	8	9	10=[(6+7)-(8+9)]	11	12	13	14	15=(11+12+13+14)	16	17	18	19	20=(16+17+18+19)	21	22	23	24	
III. Special Purpose Fund																								
Contingent Fund																								
MOOE	2A																							
Miscellaneous Personnel Benefits Fund																								
PS																								
Personnel and Gratuity Fund																								
PS	1B																							
Unprogrammed Funds - Bayanhan as One Act																								
MOOE																								
Sub-Total III. Special Purpose Fund																								
PS																								
MOOE																								
FINEX																								
CO																								
GRAND TOTAL		21,781,154,000.00		21,781,154,000.00	17,081,984,000.00				17,081,984,000.00	8,761,737,159.57				8,761,737,159.57	2,879,179,219.29				2,879,179,219.29	4,679,170,000.00	8,350,246,840.44	5,990,041,996.90		
PS		9,689,817,000.00		9,689,817,000.00	8,952,861,000.00				8,952,861,000.00	4,406,215,920.32				4,406,215,920.32	1,859,758,507.33				1,859,758,507.33	1,163,956,000.00	4,546,645,079.88	2,649,160,469.62		
MOOE		11,487,387,000.00		11,487,387,000.00	8,103,827,000.00				8,103,827,000.00	4,339,760,889.25				4,339,760,889.25	1,015,794,634.83				1,015,794,634.83	3,583,560,000.00	3,764,066,310.76	3,328,747,054.61		
FINEX		24,946,000.00		24,946,000.00	24,946,000.00				24,946,000.00	15,760,550.00				15,760,550.00	3,826,077.33				3,826,077.33	9,185,450.00	9,185,450.00	12,134,472.67		
CO		979,004,000.00		979,004,000.00	350,000.00				350,000.00											978,654,000.00	350,000.00			

Certified Correct:

  
**RANDY B. ARQUIZA**  
 Budget Officer


Certified Correct:

  
**LANIE M. ED GENACIO**  
 Chief Accountant

Recommending Approval:

  
**SULPICIO M. CONFREDO**  
 Assistant Secretary, OFMS

Approved by:

*For the Secretary of Foreign Affairs:*  
  
**ANTONIA A. MORALES**  
 Acting Undersecretary for Administration



Department of Foreign Affairs (DFA)  
 Office of the Secretary  
 Home Office  
 Organization Code : 12 001 1300085  
 Fund Cluster : 01 Regular Agency Fund  
 (e.g. UACS Fund Cluster: 01-Regular Agency Fund, 02-Foreign Assisted Projects Fund, 03-Special Account-Locally Funded/Domestic Grants Fund, and 04-Special Account-Foreign Assisted/Foreign Grants Fund)  
 Legal Basis : RA 11640 Regular 2021 Continuing Appropriations

STATEMENT OF APPROPRIATIONS, ALLOTMENTS, OBLIGATIONS, DISBURSEMENTS AND BALANCES  
 As at the Quarter Ending 31 March 2022

Particulars	UACS CODE	Appropriations					Allotments					Current Year Obligations					Current Year Disbursements					Balances		
		Authorized Appropriations	Adjustments (Transfer to/from, Modifications)	Adjusted Appropriations	Allocations Received	Adjustments (Reductions, Modifications, Augmentations)	Transf. to	Transf. from	Adjusted Total	1st Quarter Ending March 31	2nd Quarter Ending June 30	3rd Quarter Ending Sept. 30	4th Quarter Ending Dec. 31	TOTAL	1st Quarter Ending March 31	2nd Quarter Ending June 30	3rd Quarter Ending Sept. 30	4th Quarter Ending Dec. 31	TOTAL	Unreleased Appro	Unobligated Allotments	Unpaid Obligations (15-20)-(23-24) Due and Demandable	Not Yet Due and	
1. Agency Specific Budget	2	5,488,971,240.22	-	5,488,971,240.22	3,548,887,771.22	-	-	3,548,887,771.22	170,768,417.12	170,768,417.12	-	-	170,768,417.12	33,828,942.80	33,828,942.80	-	-	33,828,942.80	1,940,083,469.00	3,378,119,354.10	138,941,474.32	-	-	
General Administration and Support		1,572,782,097.91	-	1,572,782,097.91	1,452,446,097.91	-	-	1,452,446,097.91	88,298,237.58	88,298,237.58	-	-	88,298,237.58	25,936,816.11	25,936,816.11	-	-	25,936,816.11	120,316,000.00	1,364,147,860.33	62,361,421.47	-	-	
General management and supervision		1,572,782,097.91	-	1,572,782,097.91	1,452,446,097.91	-	-	1,452,446,097.91	88,298,237.58	88,298,237.58	-	-	88,298,237.58	25,936,816.11	25,936,816.11	-	-	25,936,816.11	120,316,000.00	1,364,147,860.33	62,361,421.47	-	-	
PS	1	720,080,647.90	-	720,080,647.90	599,784,647.90	-	-	599,784,647.90	2,982,079.68	2,982,079.68	-	-	2,982,079.68	1,065,601.02	1,065,601.02	-	-	1,065,601.02	120,316,000.00	1,364,147,860.33	1,916,478.66	-	-	
MOOE	2	58,958.48	-	58,958.48	58,958.48	-	-	58,958.48	85,316,157.90	85,316,157.90	-	-	85,316,157.90	24,871,215.09	24,871,215.09	-	-	24,871,215.09	-	787,306,333.63	60,444,942.81	-	-	
FINEX (If Applicable)	3	852,622,491.53	-	852,622,491.53	852,622,491.53	-	-	852,622,491.53	-	-	-	-	-	-	-	-	-	-	-	-	-	-	-	-
CO	6	12,755,594.80	-	12,755,594.80	12,755,594.80	-	-	12,755,594.80	-	-	-	-	-	-	-	-	-	-	-	-	-	-	-	-
Administration of Personnel Benefits		100,000,000,000.00	-	100,000,000,000.00	-	-	-	-	-	-	-	-	-	-	-	-	-	-	-	-	-	-	-	-
PS	1	1,572,782,097.91	-	1,572,782,097.91	1,452,446,097.91	-	-	1,452,446,097.91	88,298,237.58	88,298,237.58	-	-	88,298,237.58	25,936,816.11	25,936,816.11	-	-	25,936,816.11	120,316,000.00	1,364,147,860.33	62,361,421.47	-	-	
Sub-total, General Administration and Support		1,572,782,097.91	-	1,572,782,097.91	1,452,446,097.91	-	-	1,452,446,097.91	88,298,237.58	88,298,237.58	-	-	88,298,237.58	25,936,816.11	25,936,816.11	-	-	25,936,816.11	120,316,000.00	1,364,147,860.33	62,361,421.47	-	-	
MOOE		720,080,647.90	-	720,080,647.90	599,784,647.90	-	-	599,784,647.90	2,982,079.68	2,982,079.68	-	-	2,982,079.68	1,065,601.02	1,065,601.02	-	-	1,065,601.02	120,316,000.00	1,364,147,860.33	1,916,478.66	-	-	
FINEX (If Applicable)		58,958.48	-	58,958.48	58,958.48	-	-	58,958.48	85,316,157.90	85,316,157.90	-	-	85,316,157.90	24,871,215.09	24,871,215.09	-	-	24,871,215.09	-	787,306,333.63	60,444,942.81	-	-	
CO		852,622,491.53	-	852,622,491.53	852,622,491.53	-	-	852,622,491.53	-	-	-	-	-	-	-	-	-	-	-	-	-	-	-	-
Support to Operations		200,000,000,000.00	-	200,000,000,000.00	-	-	-	-	-	-	-	-	-	-	-	-	-	-	-	-	-	-	-	-
Legal services		200,000,000,000.00	-	200,000,000,000.00	-	-	-	-	-	-	-	-	-	-	-	-	-	-	-	-	-	-	-	-
PS	1	3,104,178.83	-	3,104,178.83	3,104,178.83	-	-	3,104,178.83	-	-	-	-	-	-	-	-	-	-	-	-	-	-	-	-
MOOE	2	3,104,178.83	-	3,104,178.83	3,104,178.83	-	-	3,104,178.83	-	-	-	-	-	-	-	-	-	-	-	-	-	-	-	-
Coordination, integration, planning and monitoring of foreign policy		200,000,000,000.00	-	200,000,000,000.00	-	-	-	-	-	-	-	-	-	-	-	-	-	-	-	-	-	-	-	-
PS	1	9,651,415.97	-	9,651,415.97	4,967,415.97	-	-	4,967,415.97	-	-	-	-	-	-	-	-	-	-	-	-	-	-	-	-
MOOE	2	9,651,415.97	-	9,651,415.97	4,684,000.00	-	-	4,684,000.00	-	-	-	-	-	-	-	-	-	-	-	-	-	-	-	-
Sub-total, Support to Operations		12,755,594.80	-	12,755,594.80	8,071,594.80	-	-	8,071,594.80	-	-	-	-	-	-	-	-	-	-	-	-	-	-	-	-
PS		12,755,594.80	-	12,755,594.80	8,071,594.80	-	-	8,071,594.80	-	-	-	-	-	-	-	-	-	-	-	-	-	-	-	-
FINEX (If Applicable)		-	-	-	-	-	-	-	-	-	-	-	-	-	-	-	-	-	-	-	-	-	-	-
CO		-	-	-	-	-	-	-	-	-	-	-	-	-	-	-	-	-	-	-	-	-	-	-
Operations		3,903,453,547.51	-	3,903,453,547.51	2,088,370,078.51	-	-	2,088,370,078.51	82,470,179.54	82,470,179.54	-	-	82,470,179.54	7,890,126.69	7,890,126.69	-	-	7,890,126.69	1,815,083,469.00	2,005,899,898.97	74,580,052.85	-	-	
OO : Foreign relations strengthened to promote national development and DIPLOMACY PROGRAM		561,520,141.44	-	561,520,141.44	531,338,672.44	-	-	531,338,672.44	76,950,097.14	76,950,097.14	-	-	76,950,097.14	7,890,126.69	7,890,126.69	-	-	7,890,126.69	30,181,469.00	454,385,575.30	69,662,970.45	-	-	
Formulation, coordination and supervision of foreign policy		334,922,065.56	-	334,922,065.56	334,657,596.56	-	-	334,657,596.56	47,850,303.51	47,850,303.51	-	-	47,850,303.51	138,333.06	138,333.06	-	-	138,333.06	284,469.00	286,807,293.05	47,711,970.45	-	-	
PS	1	334,922,065.56	-	334,922,065.56	334,657,596.56	-	-	334,657,596.56	47,850,303.51	47,850,303.51	-	-	47,850,303.51	138,333.06	138,333.06	-	-	138,333.06	284,469.00	286,807,293.05	47,711,970.45	-	-	
MOOE	2	334,922,065.56	-	334,922,065.56	334,657,596.56	-	-	334,657,596.56	47,850,303.51	47,850,303.51	-	-	47,850,303.51	138,333.06	138,333.06	-	-	138,333.06	284,469.00	286,807,293.05	47,711,970.45	-	-	
Conduct of bilateral and multilateral relations in accordance with foreign policy directives		226,598,075.88	-	226,598,075.88	196,681,075.88	-	-	196,681,075.88	29,102,793.63	29,102,793.63	-	-	29,102,793.63	7,751,793.63	7,751,793.63	-	-	7,751,793.63	29,502,000.00	118,426,128.55	13,511,000.00	-	-	
PS	1	161,439,128.55	-	161,439,128.55	131,937,128.55	-	-	131,937,128.55	13,511,000.00	13,511,000.00	-	-	13,511,000.00	7,751,793.63	7,751,793.63	-	-	7,751,793.63	415,000.00	4,852,153.70	240,000.00	-	-	
MOOE	2	13,258,947.33	-	13,258,947.33	12,843,947.33	-	-	12,843,947.33	7,600,000.00	7,600,000.00	-	-	7,600,000.00	7,751,793.63	7,751,793.63	-	-	7,751,793.63	415,000.00	4,852,153.70	240,000.00	-	-	
FINEX	3	51,900,000.00	-	51,900,000.00	51,900,000.00	-	-	51,900,000.00	-	-	-	-	-	-	-	-	-	-	-	-	-	-	-	-
CO	6	51,900,000.00	-	51,900,000.00	51,900,000.00	-	-	51,900,000.00	-	-	-	-	-	-	-	-	-	-	-	-	-	-	-	-
OO : Overseas Filipinos protected and engaged, and consular services improved		3,341,933,406.07	-	3,341,933,406.07	1,557,031,406.07	-	-	1,557,031,406.07	5,517,082.40	5,517,082.40	-	-	5,517,082.40	5,517,082.40	5,517,082.40	-	-	5,517,082.40	1,784,902,000.00	1,551,514,323.67	5,517,082.40	-	-	
CONSULAR ATN PROGRAM		3,341,933,406.07	-	3,341,933,406.07	1,557,031,406.07	-	-	1,557,031,406.07	5,517,082.40	5,517,082.40	-	-	5,517,082.40	5,517,082.40	5,517,082.40	-	-	5,517,082.40	1,784,902,000.00	1,551,514,323.67	5,517,082.40	-	-	
Provision of consular services including issuance of passports, visas and other		3,278,165,205.55	-	3,278,165,205.55	1,493,263,205.55	-	-	1,493,263,205.55	5,517,082.40	5,517,082.40	-	-	5,517,082.40	5,517,082.40	5,517,082.40	-	-	5,517,082.40	1,784,902,000.00	1,487,746,123.15	5,517,082.40	-	-	
PS	1	3,285,271,826.42	-	3,285,271,826.42	1,480,908,826.42	-	-	1,480,908,826.42	2,217,082.40	2,217,082.40	-	-	2,217,082.40	2,217,082.40	2,217,082.40	-	-	2,217,082.40	1,784,902,000.00	1,478,691,744.02	2,217,082.40	-	-	
MOOE	2	3,093,379.13	-	3,093,379.13	2,554,379.13	-	-	2,554,379.13	3,300,000.00	3,300,000.00	-	-	3,300,000.00	3,300,000.00	3,300,000.00	-	-	3,300,000.00	539,000.00	2,554,379.13	3,300,000.00	-	-	
FINEX	3	9,800,000.00	-	9,800,000.00	9,800,000.00	-	-	9,800,000.00	-	-	-	-	-	-	-	-	-	-	-	-	-	-	-	-
CO	6	9,800,000.00	-	9,800,000.00	9,800,000.00	-	-	9,800,000.00	-	-	-	-	-	-	-	-	-	-	-	-	-	-	-	-
Protection of the rights and promotion of welfare of overseas Filipinos		63,768,200.52	-	63,768,200.52	63,768,200.52	-	-	63,768,200.52	-	-	-	-	-	-	-	-	-	-	-	-	-	-	-	-
MOOE	2	63,768,200.52	-	63,768,200.52	63,768,200.52	-	-	63,768,200.52	-	-	-	-	-	-	-	-	-	-	-	-	-	-	-	-
Sub-total, Operations		3,903,453,547.51	-	3,903,453,547.51	2,088,370,078.51	-	-	2,088,370,078.51	82,470,179.54	82,470,179.54	-	-	82,470,179.54	7,890,126.69	7,890,126.69	-	-							



Particulars	UACS CODE	Appropriations			Allocations				Current Year Obligations				Current Year Disbursements				Balances							
		Authorized Appropriations	Adjustments (Transfer To/From, Modifications)	Adjusted Appropriations 5=(3+4)	Allocations Received	Adjustments (Reductions, Modifications, Augmentations)	Transfer To	Transfer From	Adjusted Total Allocations 10=(6+7)+8+9	1st Quarter Ending March 31	2nd Quarter Ending June 30	3rd Quarter Ending Sept. 30	4th Quarter Ending Dec. 31	TOTAL 15=(11+12+13+14)	1st Quarter Ending March 31	2nd Quarter Ending June 30	3rd Quarter Ending Sept. 30	4th Quarter Ending Dec. 31	TOTAL 20=(16+17+18+19)	Unreleased Appro	Unobligated Allocations	Unpaid Obligations (15-20)=(23-24)	Not Yet Due and	
1	2	3	4	5	6	7	8	9	10	11	12	13	14	15	16	17	18	19	20	21	22	23	24	
III. Special Purpose Fund			5,757,400.00	5,757,400.00	5,757,400.00	5,757,400.00			5,757,400.00															
Contingent Fund			5,757,400.00	5,757,400.00	5,757,400.00	5,757,400.00			5,757,400.00															
MOOE	2A		5,757,400.00	5,757,400.00	5,757,400.00	5,757,400.00			5,757,400.00															
Miscellaneous Personnel Benefits Fund																								
PS																								
Pension and Gratuity Fund																								
PS	1B																							
Unprogrammed Funds - Bayanhan as One Act																								
MOOE																								
Sub-Total III. Special Purpose Fund			5,757,400.00	5,757,400.00	5,757,400.00	5,757,400.00			5,757,400.00															
MOOE					5,757,400.00	5,757,400.00			5,757,400.00															
FINEX																								
CO																								
GRAND TOTAL			5,488,971,240.22	5,757,400.00	5,494,728,640.22	3,548,887,771.22	5,757,400.00		3,554,645,171.22	170,768,417.12				170,768,417.12	33,826,942.80				33,826,942.80	1,940,083,469.00	3,383,876,754.10	136,941,474.32		
PS																								
MOOE			4,558,237,463.75	5,757,400.00	4,563,994,863.75	2,819,107,894.75	5,757,400.00		2,824,865,294.75	66,560,465.59				66,560,465.59	1,203,924.08				1,203,924.08	1,939,129,469.00	2,558,304,929.16	65,356,531.51		
FINEX			16,411,284.94		16,411,284.94	15,457,284.94			15,457,284.94	7,991,793.63				7,991,793.63	7,751,793.63				7,751,793.63	954,000.00	7,465,491.31	240,000.00		
CO			914,322,491.53		914,322,491.53	914,322,491.53			914,322,491.53	96,216,157.90				96,216,157.90	24,871,215.09				24,871,215.09		818,106,333.63	71,344,942.81		

Certified Correct:

  
**RANDY B. KRAVITZ**  
 Budget Officer


Certified Correct:

  
**LYNNE P. PULGENCIO**  
 Chief Accountant

Recommending Approval:

  
**SULPICIO M. CONFIAO**  
 Assistant Secretary, OFMS

Approved by:  
 For the Secretary of Foreign Affairs:

  
**ANTONIO A. MORALES**  
 Acting Undersecretary for Administration