

QUARTERLY PHYSICAL REPORT OF OPERATION


As of March 31, 2023


Department : Department of Foreign Affairs (DFA)  
 Agency : Office of the Secretary  
 Operating Unit : Home Office  
 Organization Code (UACS) : 12 001 1300085


Particulars	UACS CODE	Physical Target (Budget Year)					Physical Accomplishment (Budget Year)					Variance as of 03/31/2023	Remarks
		1st Quarter	2nd Quarter	3rd Quarter	4th Quarter	Total	1st Quarter	2nd Quarter	3rd Quarter	4th Quarter	Total		
1	2	3	4	5	6	7	8	9	10	11	12	13	14
DIPLOMACY PROGRAM	31010000000000												
OO : Foreign relations strengthened to promote national development and international cooperation													
Outcome Indicators													
1. National Security: Percentage of activities/reports that led to expressions of support, commitment, or interest arising from DFA engagements		95.00%	95.00%	95.00%	95.00%	95.00%	97.28%				97.28%	2.28%	
2. Economic Diplomacy: Percentage of activities/reports that led to expressions of support, commitment, or interest arising from DFA engagements		95.00%	95.00%	95.00%	95.00%	95.00%	96.21%				96.21%	1.21%	
3. Public and Cultural Diplomacy: Percentage of activities that led to expressions of support, commitment, or interest arising from DFA engagements		95.00%	95.00%	95.00%	95.00%	95.00%	95.98%				95.98%	0.98%	
Output Indicators													
1. National Security													
Number of activities organized, initiated, or attended by the DFA annually		12,631	12,632	12,632	12,632	50,527	12,929				12,929	-37,598	
Number of reports submitted by the Department in connection with diplomatic activities		4,031	4,032	4,032	4,032	16,127	8,350				8,350	-7,777	
2. Economic Diplomacy													
Number of activities organized, initiated, or attended by the DFA annually		5,150	5,150	5,151	5,151	20,602	8,225				8,225	-12,377	
Number of reports submitted by the Department in connection with diplomatic activities		2,866	2,866	2,866	2,866	11,464	3,727				3,727	-7,737	
3. Public and Cultural Diplomacy: Number of activities primarily aimed at enhancing the image of the Philippines in the global community		58,485	58,485	58,486	58,486	233,942	42,624				42,624	-191,318	
CONSULAR / ATN PROGRAM	3201000000000000												
OO : Overseas Filipinos protected and engaged, and consular services improved													
Outcome Indicators													
1. Percentage of passports issued within the prescribed period		95.00%	95.00%	95.00%	95.00%	95.00%	100%				100%	5%	
2. Higher satisfaction rating by those who avail themselves of other consular documents		Majority of those who accomplished client	Majority of those who accomplished client	Majority of those who accomplished client	Majority of those who accomplished client	Majority of those who accomplished client	95.45%				95.45%		
3. Percentage of cases involving Overseas Filipinos resolved as a proportion of total requests and cases handled		95.00%	95.00%	95.00%	95.00%	95.00%	100%				100%	5%	
Output Indicators													
1. Number of passports issued		1,196,035	1,196,035	1,196,035	1,196,036	4,784,141	883,086				883,086	-3,901,055	demand-driven, target is attributed on the printing and personalization of passports indicated in the MYOA for EPassport Project
2. Number of other consular documents issued		284,860	284,861	284,861	284,861	1,139,443	166,583				166,583	-972,860	
3. Number of Overseas Filipinos assisted using Assistance to Nationals (ATN) Fund and Legal Assistance Fund (LAF) as well as other		43,545	43,545	43,546	43,546	174,182	25,685				25,685	-148,497	Per DBM, performance indicator is a counter-indicator (i.e., the fewer number of Overseas Filipinos needing ATN and legal services, the better). Ref: FY 2022 DBM Annual Monitoring and Review of DFA Performance.

Department : Department of Foreign Affairs (DFA)  
 Agency : Office of the Secretary  
 Operating Unit : Home Office  
 Organization Code (UACS) : 12 001 1300085

Particulars	UACS CODE	Physical Target (Budget Year)					Physical Accomplishment (Budget Year)					Variance as of 03/31/2023	Remarks
		1st Quarter	2nd Quarter	3rd Quarter	4th Quarter	Total	1st Quarter	2nd Quarter	3rd Quarter	4th Quarter	Total		
1	2	3	4	5	6	7	8	9	10	11	12	13	14
interventions aside from ATN Fund and LAF													

Prepared By:   
 PATRICK A. CHUASOTO  
 Assistant Secretary, OFPC  
 Date: 2023-04-26 14:35:40

In coordination with:   
 DOMINGO P. NICLASCO  
 Assistant Secretary, OFMS  
 Date: 2023-04-26 14:35:40

Approved By:   
 ANTONIO A. MORALES  
 Undersecretary for Administration  
 Date: