

**MONTHLY REPORT OF DISBURSEMENTS**  
For the month of February 2023  
(Amounts in Philippine Peso)

Department : Department of Foreign Affairs (DFA)  
Agency/Entity : Office of the Secretary  
Operating Unit : Home Office and Foreign Service Posts  
Organization Code (UACS) : 12 001 00 00000  
Fund Cluster : 01 Regular Agency Fund

Particulars	Current Year Budget					Prior Year's Accounts Payable					Current Year's Accounts Payable					SUB-TOTAL	Trust Liabilities				Grand Total				Remarks				
	PS	MOOE	FinEx	CO	TOTAL	PS	MOOE	FinEx	CO	Sub-Total	PS	MOOE	FinEx	CO	Sub-Total		TOTAL	PS	MOOE	CO	TOTAL	PS	MOOE	CO		TOTAL			
	2	3	4	5	6=(2+3+4+5)	7	8	9	10	11=(7+8+9+10)	12	13	14	15	16=(12+13+14+15)		17=(11+16)	18=(6+17)	19	20	21	22=(19+20+21)	23	24		25	26	27=(23+24+25+26)	28
CASH DISBURSEMENTS	833,595,529.34	785,165,297.79	4,355,462.65	-	1,623,116,289.78	13,779,837.59	122,240,263.77	541,855.85	46,739,550.81	183,301,508.02	-	-	-	-	-	183,301,508.02	1,800,417,797.80	-	1,580,131.19	-	1,580,131.19	847,375,366.93	908,985,692.75	4,807,318.50	46,739,550.81	1,807,997,928.99			
Notice of Cash Allocation (NCA)	639,617,945.48	673,637,698.19	3,478,456.90	-	1,316,734,101.57	12,332,556.76	114,240,002.85	532,567.06	45,541,996.55	172,647,123.82	-	-	-	-	-	172,647,123.82	1,489,381,225.39	-	-	-	1,489,381,225.39	651,950,503.24	787,877,701.04	4,011,024.56	45,541,996.55	1,489,381,225.39			
MDS Checks Issued	495,547,747.44	660,724,458.33	3,475,816.90	-	1,159,748,022.67	10,100,567.24	30,726,928.05	532,567.06	9,092,243.83	50,452,306.78	-	-	-	-	-	50,452,306.78	1,210,200,329.45	-	-	-	1,210,200,329.45	505,048,314.08	691,451,380.38	4,008,384.56	9,092,243.83	1,210,200,329.45			
Advice to Debit Account	144,070,199.04	12,913,239.86	2,640.00	-	156,986,078.90	2,231,989.52	83,513,074.80	-	36,449,752.72	122,194,817.04	-	-	-	-	-	122,194,817.04	279,180,895.04	-	-	-	279,180,895.04	140,302,188.56	90,426,314.00	2,640.00	36,449,752.72	279,180,895.04			
Notice of Transfer Allocations (NTA)	-	-	-	-	-	-	-	-	-	-	-	-	-	-	-	-	-	-	-	-	-	-	-	-	-	-	-		
MDS Checks Issued	-	-	-	-	-	-	-	-	-	-	-	-	-	-	-	-	-	-	-	-	-	-	-	-	-	-	-		
Advice to Debit Account	-	-	-	-	-	-	-	-	-	-	-	-	-	-	-	-	-	-	-	-	-	-	-	-	-	-	-		
Working Fund for FAPs	-	-	-	-	-	-	-	-	-	-	-	-	-	-	-	-	-	-	-	-	-	-	-	-	-	-	-		
Cash Disbursement Ceiling (CDC)	183,977,582.86	111,527,509.00	877,005.75	-	306,382,188.21	1,447,280.83	8,000,200.92	9,288.19	1,197,554.20	10,654,384.20	-	-	-	-	-	10,654,384.20	317,036,572.41	-	1,580,131.19	-	1,580,131.19	195,424,863.69	121,197,991.71	886,203.04	1,197,554.20	318,616,703.00			
<b>TOTAL CASH DISBURSEMENTS</b>	<b>833,595,529.34</b>	<b>785,165,297.79</b>	<b>4,355,462.65</b>	<b>-</b>	<b>1,623,116,289.78</b>	<b>13,779,837.59</b>	<b>122,240,263.77</b>	<b>541,855.85</b>	<b>46,739,550.81</b>	<b>183,301,508.02</b>	<b>-</b>	<b>-</b>	<b>-</b>	<b>-</b>	<b>-</b>	<b>183,301,508.02</b>	<b>1,800,417,797.80</b>	<b>-</b>	<b>1,580,131.19</b>	<b>-</b>	<b>1,580,131.19</b>	<b>847,375,366.93</b>	<b>908,985,692.75</b>	<b>4,807,318.50</b>	<b>46,739,550.81</b>	<b>1,807,997,928.99</b>			
NON-CASH DISBURSEMENTS	17,415,177.87	7,704,494.52	-	-	25,119,672.39	-	-	-	-	-	-	-	-	-	-	-	25,119,672.39	-	-	-	-	-	-	-	-	-	-	-	
Tax Remittance Advice Issued (TRA)	17,415,177.87	7,704,494.52	-	-	25,119,672.39	-	-	-	-	-	-	-	-	-	-	-	25,119,672.39	-	-	-	-	-	-	-	-	-	-	-	
Non-Cash Availment Authority (NCAA)	-	-	-	-	-	-	-	-	-	-	-	-	-	-	-	-	-	-	-	-	-	-	-	-	-	-	-	-	
Disbursements effected through outright deductions from claims (please specify)	-	-	-	-	-	-	-	-	-	-	-	-	-	-	-	-	-	-	-	-	-	-	-	-	-	-	-	-	
Overpayment of expenses (e.g. personnel benefits)	-	-	-	-	-	-	-	-	-	-	-	-	-	-	-	-	-	-	-	-	-	-	-	-	-	-	-	-	
Restitution for loss of government property	-	-	-	-	-	-	-	-	-	-	-	-	-	-	-	-	-	-	-	-	-	-	-	-	-	-	-	-	
Liquidated damages and similar claims	-	-	-	-	-	-	-	-	-	-	-	-	-	-	-	-	-	-	-	-	-	-	-	-	-	-	-	-	
Differentials (TEF, BTR, Documentary Stamp Tax, etc.)	-	-	-	-	-	-	-	-	-	-	-	-	-	-	-	-	-	-	-	-	-	-	-	-	-	-	-	-	
<b>TOTAL NON-CASH DISBURSEMENTS</b>	<b>17,415,177.87</b>	<b>7,704,494.52</b>	<b>-</b>	<b>-</b>	<b>25,119,672.39</b>	<b>-</b>	<b>-</b>	<b>-</b>	<b>-</b>	<b>-</b>	<b>-</b>	<b>-</b>	<b>-</b>	<b>-</b>	<b>-</b>	<b>-</b>	<b>25,119,672.39</b>	<b>-</b>	<b>-</b>	<b>-</b>	<b>-</b>	<b>-</b>	<b>-</b>	<b>-</b>	<b>-</b>	<b>-</b>	<b>-</b>	<b>-</b>	
<b>GRAND TOTAL</b>	<b>851,010,707.21</b>	<b>792,869,792.31</b>	<b>4,355,462.65</b>	<b>-</b>	<b>1,648,235,962.17</b>	<b>13,779,837.59</b>	<b>122,240,263.77</b>	<b>541,855.85</b>	<b>46,739,550.81</b>	<b>183,301,508.02</b>	<b>-</b>	<b>-</b>	<b>-</b>	<b>-</b>	<b>-</b>	<b>183,301,508.02</b>	<b>1,831,537,470.19</b>	<b>-</b>	<b>1,580,131.19</b>	<b>-</b>	<b>1,580,131.19</b>	<b>864,790,544.80</b>	<b>910,060,187.27</b>	<b>4,807,318.50</b>	<b>46,739,550.81</b>	<b>1,833,117,601.38</b>			


**SUMMARY**

Particulars	Unadjusted Previous Report	Adjustment	Adjusted Previous Report	This Month	As at Date
(1)	(2)	(3)	(4)	(5)	(6)
Total Disbursement Authorities Received	1,983,191,427.13	-	1,983,191,427.13	1,001,467,348.86	2,984,658,775.99
NCA	729,967,000.00	-	729,967,000.00	871,448,000.00	1,601,415,000.00
NTA	-	-	-	-	-
Working Fund	-	-	-	-	-
TRA	30,257,296.36	-	30,257,296.36	25,119,672.39	55,376,968.75
CDC	1,222,967,130.77	-	1,222,967,130.77	104,899,676.47	1,327,866,807.24
NCAA	-	-	-	-	-
Less: Notice of Transfer of Allocations (NTA) issued	-	-	-	-	-
Total Disbursement Authorities Available	1,983,191,427.13	-	1,983,191,427.13	1,001,467,348.86	2,984,658,775.99
Less:	-	-	-	-	-
Lapsed NCA	-	-	-	-	-
Disbursements	1,248,391,328.29	-	1,248,391,328.29	1,833,117,601.38	3,081,508,929.67
Less: Other Non-Cash Disbursements	-	-	-	-	-
Disbursements effected through outright deductions from claims	-	-	-	-	-
Overpayment of expenses (e.g. personnel benefits)	-	-	-	-	-
Restitution for loss of government property	-	-	-	-	-
Liquidated damages and similar claims	-	-	-	-	-
Others (e.g. TEF, BTR, Docs Stamp, etc.)	-	-	-	-	-
Add: Less: Adjustments (e.g. cancelled/staled checks)	-	-	-	-	-
Balance of Disbursement Authorities as at date	734,800,098.84	-	734,800,098.84	(831,650,252.52)	(96,850,153.68)
Total Disbursements Program	682,949,000.00	301,881,000.00	984,830,000.00	1,775,370,000.00	2,760,200,000.00
Less: Actual Disbursements	1,248,391,328.29	-	1,248,391,328.29	1,833,117,601.38	3,081,508,929.67
(Over)/Under spending	(565,442,328.29)	301,881,000.00	(263,561,328.29)	(57,747,601.38)	(321,308,929.67)


\*\*\*Adjustment:

1.) Disbursements Program January	Should be (based on GAA Level):	Amount reported (based on NEP):	Adjustments made:
	984,830,000.00	682,949,000.00	301,881,000.00


Certified Correct:

  
JOVY V. FERRER  
Department Chief Accountant

Recommending Approval:

  
DOMINGO P. NOLASCO  
Assistant Secretary, Office of Financial Management Services

Approved By:

  
ANTONIO A. MORALES  
Undersecretary for Administration