

SUMMARY OF APPROPRIATIONS, ALLOTMENTS, OBLIGATIONS, DISBURSEMENTS AND BALANCES BY OBJECT OF EXPENDITURES
As at the Quarter Ending December 31, 2023

Department : Department of Foreign Affairs (DFA)
 Agency/Entity : Office of the Secretary
 Operating Unit : Home Office
 Organization Code (UACS) : 12 001 1300085
 Fund Cluster : 01 - Regular Agency Fund

X	Current Year Appropriations
	Supplemental Appropriations
	Continuing Appropriations

(e.g. UACS Fund Cluster: 01-Regular Agency Fund, 02-Foreign Assisted Projects Fund, 03-Special Account-Locally Funded/Domestic Grants Fund, and 04-Special Account-Foreign Assisted/Foreign Grants Fund)

Particulars	UACS CODE	Appropriations			Allotments			Obligations					Disbursements					Balances					
		Authorized Appropriations	Adjustments (Transfer To/From, Modifications/Augmentations)	Adjusted Appropriations	Allotments Received	Adjustments (Reductions, Modifications/Augmentations)	Transfer To	Transfer From	Adjusted Allotments	1st Quarter	2nd Quarter	3rd Quarter	4th Quarter	Total	1st Quarter	2nd Quarter	3rd Quarter	4th Quarter	Total	Unreleased Appropriations	Unobligated Allotments	Unpaid Obligations (15-20)=(23+24)	
										Ending March 31	Ending June 30	Ending September 30	Ending December 31		Ending March 31	Ending June 30	Ending September 30	Ending December 31				Due and Demandable	Not Yet Due and Demandable
1	2	3	4	5=(3+4)	6	7	8	9	10=[(6+(-7)-8+9)]	11	12	13	14	15=(11+12+13+14)	16	17	18	19	20=(16+17+18+19)	21=(5-10)	22=(10-15)	23	24
SUMMARY		20,721,100,000.00	1,295,214,696.00	22,016,314,696.00	16,844,437,098.00	1,286,635,371.00	0.00	0.00	18,131,072,469.00	9,607,590,664.69	1,975,010,010.08	2,399,450,937.36	2,997,245,724.00	16,979,297,336.13	3,530,023,054.27	3,208,718,421.35	3,130,930,642.19	3,803,162,068.27	13,672,834,186.08	3,885,242,227.00	1,151,775,132.87	0.00	3,306,463,150.05
A. AGENCY SPECIFIC BUDGET		20,492,670,000.00	0.00	20,492,670,000.00	16,607,427,773.00	0.00	0.00	16,607,427,773.00	9,511,931,261.57	1,886,955,560.99	2,248,060,950.15	1,821,101,817.32	15,468,049,590.03	3,434,431,976.72	3,128,661,990.21	2,984,875,224.09	3,110,504,137.44	12,658,473,328.46	3,885,242,227.00	1,139,378,182.97	0.00	2,809,576,261.57	
Personnel Services		8,153,654,000.00	90,840,000.00	8,244,494,000.00	8,153,654,000.00	90,840,000.00	0.00	0.00	8,244,494,000.00	4,562,783,136.21	826,535,105.93	1,511,610,361.49	1,186,141,161.40	8,087,069,765.03	2,018,181,544.21	2,064,100,718.10	2,050,164,157.64	1,794,509,354.44	7,926,955,774.39	0.00	157,424,234.97	0.00	160,113,990.64
Salaries and Wages		1,922,172,000.00	34,984,000.00	1,957,156,000.00	1,922,172,000.00	34,984,000.00	0.00	0.00	1,957,156,000.00	654,540,127.01	326,874,049.31	488,925,286.48	486,799,197.20	1,957,138,660.00	489,470,867.22	414,610,426.49	440,276,918.62	521,543,216.61	1,865,901,428.94	0.00	17,340.00	0.00	91,237,231.06
Salaries and Wages - Regular	5010101000	1,903,594,000.00	53,562,000.00	1,957,156,000.00	1,903,594,000.00	53,562,000.00	0.00	0.00	1,957,156,000.00	654,540,127.01	326,874,049.31	488,925,286.48	486,799,197.20	1,957,138,660.00	489,470,867.22	414,610,426.49	440,276,918.62	521,543,216.61	1,865,901,428.94	0.00	17,340.00	0.00	91,237,231.06
Basic Salary - Civilian	5010101001	1,903,594,000.00	53,562,000.00	1,957,156,000.00	1,903,594,000.00	53,562,000.00	0.00	0.00	1,957,156,000.00	654,540,127.01	326,874,049.31	488,925,286.48	486,799,197.20	1,957,138,660.00	489,470,867.22	414,610,426.49	440,276,918.62	521,543,216.61	1,865,901,428.94	0.00	17,340.00	0.00	91,237,231.06
Salaries and Wages - Casual/Contractual	5010102000	0.00	(18,578,000.00)	0.00	0.00	(18,578,000.00)	0.00	0.00	0.00	0.00	0.00	0.00	0.00	0.00	0.00	0.00	0.00	0.00	0.00	0.00	0.00	0.00	0.00
Other Compensation		5,954,677,000.00	10,278,174.65	5,964,955,174.65	5,954,677,000.00	10,278,174.65	0.00	0.00	5,964,955,174.65	3,880,179,578.68	453,925,543.65	947,156,630.26	589,964,896.07	5,871,226,648.66	1,518,992,009.55	1,600,225,597.46	1,520,897,146.39	1,175,604,928.85	5,815,719,682.25	0.00	93,728,525.99	0.00	55,506,966.41
Personal Economic Relief Allowance (PERA)	5010201000	50,016,000.00	(12,620,000.00)	37,396,000.00	50,016,000.00	(12,620,000.00)	0.00	0.00	37,396,000.00	12,576,225.53	6,098,090.71	9,278,524.88	9,336,896.90	37,289,738.02	9,377,225.78	6,445,856.64	4,786,070.43	4,857,950.56	25,467,103.41	0.00	106,261.98	0.00	11,822,634.61
PERA - Civilian	5010201001	50,016,000.00	(12,620,000.00)	37,396,000.00	50,016,000.00	(12,620,000.00)	0.00	0.00	37,396,000.00	12,576,225.53	6,098,090.71	9,278,524.88	9,336,896.90	37,289,738.02	9,377,225.78	6,445,856.64	4,786,070.43	4,857,950.56	25,467,103.41	0.00	106,261.98	0.00	11,822,634.61
Representation Allowance (RA)	5010202000	19,908,000.00	(6,000,000.00)	13,908,000.00	19,908,000.00	(6,000,000.00)	0.00	0.00	13,908,000.00	2,421,500.00	3,358,750.00	3,402,695.18	3,386,750.00	12,569,693.18	2,421,500.00	3,037,261.42	3,676,193.18	3,388,750.00	12,523,704.60	0.00	1,338,306.82	0.00	45,988.58
Transportation Allowance (TA)	5010203000	19,356,000.00	(9,478,000.00)	9,878,000.00	19,356,000.00	(9,478,000.00)	0.00	0.00	9,878,000.00	1,666,113.74	2,398,670.58	2,370,328.83	2,264,909.61	8,700,022.76	1,666,113.74	832,820.48	3,166,067.51	2,266,652.08	7,931,653.81	0.00	1,177,977.24	0.00	768,368.95
Transportation Allowance (TA)	5010203001	19,356,000.00	(9,478,000.00)	9,878,000.00	19,356,000.00	(9,478,000.00)	0.00	0.00	9,878,000.00	1,666,113.74	2,398,670.58	2,370,328.83	2,264,909.61	8,700,022.76	1,666,113.74	832,820.48	3,166,067.51	2,266,652.08	7,931,653.81	0.00	1,177,977.24	0.00	768,368.95
Clothing/Uniform Allowance	5010204000	12,504,000.00	(3,396,000.00)	9,108,000.00	12,504,000.00	(3,396,000.00)	0.00	0.00	9,108,000.00	8,869,416.25	(92,383.29)	174,542.53	(17,687.78)	8,933,887.71	8,446,158.66	174,609.22	283,517.84	29,408.21	8,933,693.93	0.00	174,112.29	0.00	193.78
Clothing/Uniform Allowance - Civilian	5010204001	12,504,000.00	(3,396,000.00)	9,108,000.00	12,504,000.00	(3,396,000.00)	0.00	0.00	9,108,000.00	8,869,416.25	(92,383.29)	174,542.53	(17,687.78)	8,933,887.71	8,446,158.66	174,609.22	283,517.84	29,408.21	8,933,693.93	0.00	174,112.29	0.00	193.78
Subsistence Allowance (SA)	5010205000	0.00	52,911.46	52,911.46	0.00	52,911.46	0.00	0.00	52,911.46	0.00	8,100.00	5,225.00	4,100.00	17,425.00	0.00	8,100.00	5,225.00	2,250.00	15,575.00	0.00	35,486.46	0.00	1,850.00
Subsistence Allowance - Magna Carta for Public Health Workers under R.A. 7305	5010205003	0.00	52,911.46	52,911.46	0.00	52,911.46	0.00	0.00	52,911.46	0.00	8,100.00	5,225.00	4,100.00	17,425.00	0.00	8,100.00	5,225.00	2,250.00	15,575.00	0.00	35,486.46	0.00	1,850.00
Laundry Allowance (LA)	5010206000	0.00	7,170.55	7,170.55	0.00	7,170.55	0.00	0.00	7,170.55	0.00	1,097.71	712.49	559.07	2,369.27	0.00	1,097.71	712.49	306.80	2,117.00	0.00	4,801.28	0.00	252.27
Laundry Allowance - Magna Carta benefits for Public Health Workers under R.A. 7305	5010206004	0.00	7,170.55	7,170.55	0.00	7,170.55	0.00	0.00	7,170.55	0.00	1,097.71	712.49	559.07	2,369.27	0.00	1,097.71	712.49	306.80	2,117.00	0.00	4,801.28	0.00	252.27
Overseas Allowance (OA)	5010209000	5,498,261,000.00	(107,936,137.35)	5,390,324,862.65	5,498,261,000.00	(107,936,137.35)	0.00	0.00	5,390,324,862.65	3,842,027,496.21	267,772,666.61	909,935,286.52	280,332,535.96	5,300,067,985.30	1,485,020,661.86	1,415,518,599.11	1,486,602,471.78	882,802,361.49	5,269,944,094.24	0.00	90,256,877.35	0.00	30,123,891.06
Overseas Allowance - Civilian	5010209001	5,498,261,000.00	(107,936,137.35)	5,390,324,862.65	5,498,261,000.00	(107,936,137.35)	0.00	0.00	5,390,324,862.65	3,842,027,496.21	267,772,666.61	909,935,286.52	280,332,535.96	5,300,067,985.30	1,485,020,661.86	1,415,518,599.11	1,486,602,471.78	882,802,361.49	5,269,944,094.24	0.00	90,256,877.35	0.00	30,123,891.06
Hazard Pay (HP)	5010211000	0.00	498,717.99	498,717.99	0.00	498,717.99	0.00	0.00	498,717.99	0.00	76,346.70	74,715.75	58,406.25	209,468.70	0.00	76,346.70	74,715.75	50,590.52	201,652.97	0.00	289,249.29	0.00	7,815.73
HP - Magna Carta benefits for Public Health Workers under R.A. 7305	5010211005	0.00	498,717.99	498,717.99	0.00	498,717.99	0.00	0.00	498,717.99	0.00	76,346.70	74,715.75	58,406.25	209,468.70	0.00	76,346.70	74,715.75	50,590.52	201,652.97	0.00	289,249.29	0.00	7,815.73
Overtime and Night Pay	5010213000	0.00	53,267,788.45	53,267,788.45	0.00	53,267,788.45	0.00	0.00	53,267,788.45	12,117,177.95	11,979,674.63	17,449,023.58	11,568,459.01	53,114,335.17	11,578,145.51	11,796,931.18	17,845,864.91	10,705,789.09	51,926,730.69	0.00	153,453.28	0.00	1,187,604.48
Overtime Pay	5010213001	0.00	52,736,590.32	52,736,590.32	0.00	52,736,590.32	0.00	0.00	52,736,590.32	11,974,383.75	11,871,270.70	17,350,219.81	11,503,529.63	52,699,403.89	11,468,929.06	11,692,811.36	17,709,199.28	10,647,293.71	51,518,233.41	0.00	37,186.43	0.00	1,181,170.48
Night-shift Differential Pay	5010213002	0.00	531,198.13	531,198.13	0.00	531,198.13	0.00	0.00	531,198.13	142,794.20	108,403.93	98,803.77	64,923.38	414,931.28	109,216.45	104,119.82	136,665.63	58,495.38	408,497.28	0.00	116,266.85	0.00	6,434.00
Year End Bonus	5010214000	158,630,000.00	4,831,327.55	163,461,327.55	158,630,000.00	4,831,327.55	0.00	0.00	163,461,327.55	271,262.00	0.00	1,400,279.50	161,789,786.05	163,461,327.55	268,762.00	2,500.00	1,400,279.50	161,666,063.14	163,337,604.64	0.00	0.00	0.00	123,722.91
Bonus - Civilian	5010214001	158,630,000.00	4,831,327.55	163,461,327.55	158,630,000.00	4,831,327.55	0.00	0.00	163,461,327.55	271,262.00	0.00	1,400,279.50	161,789,786.05	163,461,327.55	268,762.00	2,500.00	1,400,279.50	161,666,063.14	163,337,604.64	0.00	0.00	0.00	123,722.91
Cash Gift	5010215000	14,330,000.00	890,000.00	15,220,000.00	14,330,000.00	890,000.00	0.00	0.00	15,220,000.00	66,000.00	0.00	93,000.00	15,061,000.00	15,220,000.00	63,000.00	93							

SUMMARY OF APPROPRIATIONS, ALLOTMENTS, OBLIGATIONS, DISBURSEMENTS AND BALANCES BY OBJECT OF EXPENDITURES
As at the Quarter Ending December 31, 2023

Department : Department of Foreign Affairs (DFA)
 Agency/Entity : Office of the Secretary
 Operating Unit : Home Office
 Organization Code (UACS) : 12 001 1300085
 Fund Cluster : 01 - Regular Agency Fund

X	Current Year Appropriations
	Supplemental Appropriations
	Continuing Appropriations

(e.g. UACS Fund Cluster: 01-Regular Agency Fund, 02-Foreign Assisted Projects Fund, 03-Special Account-Locally Funded/Domestic Grants Fund, and 04-Special Account-Foreign Assisted/Foreign Grants Fund)

Particulars	UACS CODE	Appropriations					Allotments				Obligations					Disbursements				Balances			
		Authorized Appropriations	Adjustments (Transfer To/From, Modifications/Augmentations)	Adjusted Appropriations	Allotments Received	Adjustments (Reductions, Modifications/Augmentations)	Transfer To	Transfer From	Adjusted Allotments	1st Quarter Ending March 31	2nd Quarter Ending June 30	3rd Quarter Ending September 30	4th Quarter Ending December 31	Total	1st Quarter Ending March 31	2nd Quarter Ending June 30	3rd Quarter Ending September 30	4th Quarter Ending December 31	Total	Unreleased Appropriations	Unobligated Allotments	Unpaid Obligations (15-20)=(23+24)	
																						Due and Demandable	Not Yet Due and Demandable
1	2	3	4	5=(3+4)	6	7	8	9	10=(6+(-)-8+9)	11	12	13	14	15=(11+12+13+14)	16	17	18	19	20=(16+17+18+19)	21=(5-10)	22=(10-15)	23	24
Fuel, Oil and Lubricants Expenses	5020309000	43,863,000.00	(2,717,693.46)	41,145,306.54	43,863,000.00	(2,717,693.46)	0.00	0.00	41,145,306.54	32,601,000.00	1,816,084.05	2,506,071.27	3,665,069.23	40,588,224.55	5,640,240.76	7,875,755.33	8,710,227.87	10,455,686.88	32,681,910.84	0.00	557,081.99	0.00	7,906,313.71
Textbooks and Instructional Materials Expenses	5020311000	2,051,000.00	(1,606,741.70)	444,258.30	2,051,000.00	(1,606,741.70)	0.00	0.00	444,258.30	1,181,000.00	(26,000.00)	(410,542.70)	(550,199.00)	194,258.30	43,412.09	5,017.95	0.00	123,437.04	171,867.08	0.00	250,000.00	0.00	22,391.22
Textbooks and Instructional Materials Expenses	5020311001	2,051,000.00	(1,606,741.70)	444,258.30	2,051,000.00	(1,606,741.70)	0.00	0.00	444,258.30	1,181,000.00	(26,000.00)	(410,542.70)	(550,199.00)	194,258.30	43,412.09	5,017.95	0.00	123,437.04	171,867.08	0.00	250,000.00	0.00	22,391.22
Semi-Expendable Machinery and Equipment	5020321000	48,313,000.00	(9,504,364.79)	38,808,635.21	48,313,000.00	(9,504,364.79)	0.00	0.00	38,808,635.21	33,804,416.32	(6,001,760.48)	239,058.56	7,039,345.59	35,081,059.99	1,049,548.19	2,591,753.93	3,786,030.01	10,964,032.04	18,391,364.17	0.00	3,727,575.22	0.00	16,689,695.82
Semi-Expendable Machinery and Equipment	5020321000	0.00	0.00	0.00	0.00	0.00	0.00	0.00	0.00	0.00	0.00	0.00	0.00	0.00	0.00	0.00	0.00	0.00	0.00	0.00	0.00	0.00	0.00
Machinery	5020321001	1,075,000.00	(797,635.20)	277,364.80	1,075,000.00	(797,635.20)	0.00	0.00	277,364.80	675,000.00	(111,000.00)	(50,000.00)	(236,635.20)	277,364.80	0.00	0.00	24,355.76	90,079.14	114,434.90	0.00	0.00	0.00	162,929.90
Office Equipment	5020321002	16,518,000.00	(6,114,763.70)	10,403,236.30	16,518,000.00	(6,114,763.70)	0.00	0.00	10,403,236.30	11,657,026.32	(1,993,800.05)	(763,333.03)	960,522.24	9,860,415.48	454,246.02	938,104.82	1,277,874.20	2,554,635.93	5,224,860.97	0.00	542,820.82	0.00	4,635,554.51
Information and Communications Technology Equipment	5020321003	18,893,000.00	3,200,945.69	22,093,945.69	18,893,000.00	3,200,945.69	0.00	0.00	22,093,945.69	13,613,400.00	(2,375,417.35)	1,828,087.29	6,205,731.35	19,271,801.29	495,301.78	1,050,406.55	1,651,396.94	7,124,083.83	10,321,189.10	0.00	2,822,144.40	0.00	8,950,612.19
Communications Equipment	5020321007	8,880,000.00	(5,769,817.57)	3,110,182.43	8,880,000.00	(5,769,817.57)	0.00	0.00	3,110,182.43	5,774,990.00	(1,073,071.08)	(771,395.70)	(875,650.79)	3,054,872.43	11,643.59	351,242.62	648,092.08	775,552.94	1,786,531.23	0.00	55,310.00	0.00	1,268,341.20
Other Machinery and Equipment	5020321099	2,947,000.00	(23,094.01)	2,923,905.99	2,947,000.00	(23,094.01)	0.00	0.00	2,923,905.99	2,084,000.00	(448,472.00)	(4,300.00)	985,377.99	2,616,605.99	88,356.80	251,999.94	184,311.03	419,680.20	944,347.97	0.00	307,300.00	0.00	1,672,258.02
Semi-Expendable Furniture, Fixtures and Books	5020322000	13,369,000.00	(3,200,945.69)	10,168,054.31	13,369,000.00	(3,200,945.69)	0.00	0.00	10,168,054.31	8,474,000.00	(1,557,399.47)	(560,837.61)	7,650,684.85	15,070,456.77	475,730.55	795,742.33	898,425.34	5,182,727.93	7,352,626.15	0.00	2,018,730.97	0.00	7,717,830.62
Semi-Expendable Furniture, Fixtures and Books	5020322000	1,726,000.00	247,500.00	1,973,500.00	1,726,000.00	247,500.00	0.00	0.00	1,973,500.00	588,000.00	(220,000.00)	386,000.00	1,029,000.01	1,783,000.01	0.00	0.00	0.00	0.00	0.00	0.00	190,499.99	0.00	1,783,000.01
Furniture and Fixtures	5020322001	11,571,000.00	3,191,526.46	14,762,526.46	11,571,000.00	3,191,526.46	0.00	0.00	14,762,526.46	8,888,000.00	(1,351,390.47)	(915,806.89)	6,465,260.84	13,086,063.48	472,710.02	791,773.05	878,275.82	5,182,727.93	7,325,486.82	0.00	1,676,462.98	0.00	5,760,576.66
Books	5020322002	72,000.00	281,161.28	353,161.28	72,000.00	281,161.28	0.00	0.00	353,161.28	56,000.00	20,000.00	(31,030.72)	156,424.00	201,393.28	3,020.53	3,969.28	20,149.52	0.00	27,139.33	0.00	151,768.00	0.00	174,253.95
Other Supplies and Materials Expenses	5020399000	52,751,000.00	(17,821,125.18)	34,929,874.82	52,751,000.00	(17,821,125.18)	0.00	0.00	34,929,874.82	28,663,255.56	(1,720,392.09)	660,389.73	4,718,687.80	32,321,941.00	2,570,235.41	4,282,573.61	6,052,283.52	8,463,504.10	21,366,596.64	0.00	10,953,346.56	0.00	10,953,346.56
Utility Expenses		157,011,000.00	11,626,295.70	168,637,295.70	157,011,000.00	11,626,295.70	0.00	0.00	168,637,295.70	109,369,193.69	17,827,590.68	25,507,977.25	11,835,657.25	164,540,418.87	24,043,872.51	43,939,466.61	48,607,873.23	35,927,544.08	152,518,756.43	0.00	4,096,876.83	0.00	12,021,662.44
Water Expenses	5020401000	32,667,000.00	(3,202,868.81)	29,464,131.19	32,667,000.00	(3,202,868.81)	0.00	0.00	29,464,131.19	23,143,374.18	2,169,558.98	3,735,997.56	(1,376,938.01)	27,671,992.71	3,448,840.94	5,500,052.16	6,878,157.62	6,509,687.76	22,336,738.48	0.00	1,792,138.48	0.00	5,335,254.23
Electricity Expenses	5020402000	114,382,000.00	11,283,248.70	125,665,248.70	114,382,000.00	11,283,248.70	0.00	0.00	125,665,248.70	77,751,819.51	13,998,440.10	20,584,647.87	11,025,602.87	123,360,510.35	16,887,968.49	35,351,796.13	40,081,278.29	27,815,234.59	120,136,277.50	0.00	2,304,738.35	0.00	3,224,232.85
Gas/Heating Expenses	5020403000	9,962,000.00	3,545,915.81	13,507,915.81	9,962,000.00	3,545,915.81	0.00	0.00	13,507,915.81	8,474,000.00	1,659,591.60	1,187,331.82	2,186,992.39	13,507,915.81	3,707,063.08	3,087,618.32	1,648,437.32	1,602,621.73	10,045,740.50	0.00	0.00	0.00	3,462,175.36
Communication Expenses		228,247,000.00	(28,836,797.74)	199,410,202.26	228,247,000.00	(28,836,797.74)	0.00	0.00	199,410,202.26	136,542,505.93	16,244,263.90	24,444,672.63	14,553,639.39	191,785,081.85	25,963,040.82	34,003,085.18	45,328,397.52	44,467,886.33	149,762,509.85	0.00	7,625,120.41	0.00	42,022,572.00
Postage and Courier Services	5020501000	95,209,000.00	(557,186.04)	94,651,813.96	95,209,000.00	(557,186.04)	0.00	0.00	94,651,813.96	43,230,864.00	12,358,180.89	11,296,763.43	24,697,549.54	91,583,357.86	10,100,081.17	14,168,511.48	23,387,288.66	18,868,224.74	66,524,106.05	0.00	3,068,456.10	0.00	25,059,251.81
Telephone Expenses	5020502000	85,299,000.00	(25,477,756.16)	59,821,243.84	85,299,000.00	(25,477,756.16)	0.00	0.00	59,821,243.84	55,934,819.89	1,742,969.71	7,765,689.32	(9,295,943.23)	56,145,535.69	7,788,955.58	10,870,039.03	12,379,392.15	15,879,308.68	46,917,695.44	0.00	3,675,708.15	0.00	9,227,840.25
Mobile	5020502001	39,202,000.00	(15,180,558.77)	24,021,441.23	39,202,000.00	(15,180,558.77)	0.00	0.00	24,021,441.23	26,228,919.89	1,395,594.93	1,607,638.60	(6,706,187.21)	22,525,966.21	2,652,314.51	4,621,677.25	1,495,475.02	6,852,722.05	18,558,452.63	0.00	1,495,475.02	0.00	3,967,513.58
Landline	5020502002	46,097,000.00	(10,297,197.39)	35,799,802.61	46,097,000.00	(10,297,197.39)	0.00	0.00	35,799,802.61	29,705,900.00	347,374.78	6,156,050.72	(2,589,756.02)	33,619,569.48	5,136,641.07	6,248,361.78	7,947,653.33	9,026,586.63	28,359,242.81	0.00	2,180,233.13	0.00	5,260,326.67
Internet Subscription Expenses	5020503000	41,732,000.00	622,292.27	42,354,292.27	41,732,000.00	622,292.27	0.00	0.00	42,354,292.27	32,841,797.04	2,034,819.24	5,373,531.16	1,413,144.83	41,663,292.27	7,655,067.19	8,651,171.34	9,298,203.63	9,344,978.09	34,929,420.25	0.00	691,000.00	0.00	6,733,872.02
Cable, Satellite, Telegraph and Radio Expenses	5020504000	6,007,000.00	(3,424,147.81)	2,582,852.19	6,007,000.00	(3,424,147.81)	0.00	0.00	2,582,852.19	4,535,025.00	108,294.06	10,688.72	2,392,896.03	418,936.88	333,363.33	263,513.08	375,474.82	1,391,288.11	1,391,288.11	0.00	189,956.16	0.00	1,001,607.92
Confidential, Intelligence and Extraordinary		49,352,000.00	247,221.88	49,599,221.88	49,352,000.00	247,221.88	0.00	0.00	49,599,221.88	11,015,000.00	15,961,500.00	1,624,400.00	39,121,400.00	10,366,500.00	11,080,521.39	1,049,903.72	1,367,400.00	23,864,325.11	0.00	10,477,821.88	0.00	15,257,074.89	
Confidential Expenses	5021001000	45,000,000.00	0.00	45,000,000.00	45,000,000.00	0.00	0.00	45,000,000.00	10,000,000.00	10,000,000.00	15,000,000.00	0.00	35,000,000.00	10,000,000.00	10,000,000.00	0.00	0.00	20,000,000.00	0.00	10,000,000.00	0.00	15,000,000.00	
Extraordinary and Miscellaneous Expenses	5021003000	4,352,000.00	247,221.88	4,599,221.88	4,352,000.00	247,221.88	0.00	0.00	4,599,221.88	520,500.00	1,015,000.00	961,500.00	1,624,400.00	4,121,400.00	366,500.00	1,080,521.39	1,049,903.72	1,367,400.00	3,864,325.11	0.00	477,821.88	0.00	257,074.89
Professional Services		1,100,101,000.00	(48,592,650.39)	1,051,508,349.6																			

SUMMARY OF APPROPRIATIONS, ALLOTMENTS, OBLIGATIONS, DISBURSEMENTS AND BALANCES BY OBJECT OF EXPENDITURES
As at the Quarter Ending December 31, 2023

Department : Department of Foreign Affairs (DFA)
 Agency/Entity : Office of the Secretary
 Operating Unit : Home Office
 Organization Code (UACS) : 12 001 1300085
 Fund Cluster : 01 - Regular Agency Fund

X	Current Year Appropriations
	Supplemental Appropriations
	Continuing Appropriations

(e.g. UACS Fund Cluster: 01-Regular Agency Fund, 02-Foreign Assisted Projects Fund, 03-Special Account-Locally Funded/Domestic Grants Fund, and 04-Special Account-Foreign Assisted/Foreign Grants Fund)


Particulars	UACS CODE	Appropriations					Allotments			Obligations					Disbursements					Balances				
		Authorized Appropriations	Adjustments (Transfer To/From, Modifications/Augmentations)	Adjusted Appropriations	Allotments Received	Adjustments (Reductions, Modifications/Augmentations)	Transfer To	Transfer From	Adjusted Allotments	1st Quarter Ending March 31	2nd Quarter Ending June 30	3rd Quarter Ending September 30	4th Quarter Ending December 31	Total	1st Quarter Ending March 31	2nd Quarter Ending June 30	3rd Quarter Ending September 30	4th Quarter Ending December 31	Total	Unreleased Appropriations	Unobligated Allotments	Unpaid Obligations (15-20)=(23+24)		
																						Due and Demandable	Not Yet Due and Demandable	
1	2	3	4	5=(3+4)	6	7	8	9	10=((6+(-7))-8+9)	11	12	13	14	15=(11+12+13+14)	16	17	18	19	20=(16+17+18+19)	21=(5-10)	22=(10-15)	23	24	
Information and Communications Technology Equipment	5021321003	0.00	158,150.00	158,150.00	0.00	158,150.00	0.00	0.00	158,150.00	0.00	0.00	107,950.00	(74,750.00)	33,200.00	0.00	0.00	0.00	0.00	0.00	0.00	0.00	124,950.00	0.00	33,200.00
Communications Equipment	5021321007	0.00	0.00	0.00	0.00	0.00	0.00	0.00	0.00	0.00	0.00	0.00	0.00	0.00	0.00	0.00	0.00	0.00	0.00	0.00	0.00	0.00	0.00	
Repairs and Maintenance - Semi-Expendable	5021322000	0.00	37,000.00	37,000.00	0.00	37,000.00	0.00	0.00	37,000.00	0.00	0.00	37,000.00	(37,000.00)	0.00	0.00	0.00	0.00	0.00	0.00	0.00	0.00	37,000.00	0.00	0.00
Furniture and Fixtures	5021322001	0.00	37,000.00	37,000.00	0.00	37,000.00	0.00	0.00	37,000.00	0.00	0.00	37,000.00	(37,000.00)	0.00	0.00	0.00	0.00	0.00	0.00	0.00	0.00	37,000.00	0.00	0.00
Repairs and Maintenance - Other Property, Plant	5021399000	1,615,000.00	(995,968.15)	619,031.85	1,615,000.00	(995,968.15)	0.00	0.00	619,031.85	1,286,000.00	(56,000.00)	(351,000.00)	(259,968.15)	619,031.85	45,667.71	136,031.85	159,197.95	61,820.42	402,717.93	0.00	0.00	0.00	216,313.92	
Other Property, Plant and Equipment	5021399099	1,615,000.00	(995,968.15)	619,031.85	1,615,000.00	(995,968.15)	0.00	0.00	619,031.85	1,286,000.00	(56,000.00)	(351,000.00)	(259,968.15)	619,031.85	45,667.71	136,031.85	159,197.95	61,820.42	402,717.93	0.00	0.00	0.00	216,313.92	
Financial Assistance/Subsidy		1,000,000,000.00	0.00	1,000,000,000.00	1,000,000,000.00	0.00	0.00	0.00	1,000,000,000.00	216,951,669.97	295,314,875.26	166,679,682.44	146,774,842.05	825,721,069.72	91,387,562.38	61,569,341.34	45,048,492.48	159,278,964.52	357,284,360.72	0.00	174,278,930.28	0.00	468,436,709.00	
Subsidies - Others	5021499000	1,000,000,000.00	0.00	1,000,000,000.00	1,000,000,000.00	0.00	0.00	0.00	1,000,000,000.00	216,951,669.97	295,314,875.26	166,679,682.44	146,774,842.05	825,721,069.72	91,387,562.38	61,569,341.34	45,048,492.48	159,278,964.52	357,284,360.72	0.00	174,278,930.28	0.00	468,436,709.00	
Taxes, Insurance Premiums and Other Fees		65,034,000.00	3,345,399.09	68,379,399.09	65,034,000.00	3,345,399.09	0.00	0.00	68,379,399.09	57,734,613.59	4,437,126.32	1,972,634.16	2,068,017.89	66,212,391.96	27,349,005.05	11,818,262.73	10,211,276.45	10,463,493.52	59,842,037.75	0.00	2,167,007.13	0.00	6,370,354.21	
Taxes, Duties and Licenses	5021501000	14,296,000.00	(1,822,640.17)	12,473,359.83	14,296,000.00	(1,822,640.17)	0.00	0.00	12,473,359.83	12,959,582.00	(1,025,650.61)	(738,869.88)	1,097,594.38	12,292,655.89	3,003,641.28	2,912,014.38	2,177,795.53	2,372,861.50	10,466,312.69	0.00	180,703.94	0.00	1,826,343.20	
Taxes, Duties and Licenses	5021501001	14,296,000.00	(1,822,640.17)	12,473,359.83	14,296,000.00	(1,822,640.17)	0.00	0.00	12,473,359.83	12,959,582.00	(1,025,650.61)	(738,869.88)	1,097,594.38	12,292,655.89	3,003,641.28	2,912,014.38	2,177,795.53	2,372,861.50	10,466,312.69	0.00	180,703.94	0.00	1,826,343.20	
Fidelity Bond Premiums	5021502000	2,635,000.00	800,513.98	3,435,513.98	2,635,000.00	800,513.98	0.00	0.00	3,435,513.98	1,108,917.50	1,726,879.98	599,716.50	0.00	3,435,513.98	850,779.00	1,664,421.18	416,901.00	300,238.51	3,232,339.69	0.00	0.00	0.00	203,174.29	
Insurance Expenses	5021503000	48,103,000.00	4,367,525.28	52,470,525.28	48,103,000.00	4,367,525.28	0.00	0.00	52,470,525.28	43,666,114.09	3,735,896.95	2,111,787.54	970,423.51	50,484,222.09	23,494,584.77	7,241,827.17	7,616,579.92	7,790,393.51	46,143,385.37	0.00	1,986,303.19	0.00	4,340,836.72	
Other Maintenance and Operating Expenses		3,440,180,000.00	125,154,713.15	3,565,334,713.15	3,394,145,773.00	125,154,713.15	0.00	0.00	3,519,300,486.15	2,680,350,235.02	534,994,677.18	240,759,943.62	92,587,159.45	3,448,692,015.27	897,192,014.95	455,255,528.03	374,786,590.78	246,715,627.54	1,973,949,761.30	46,034,227.00	70,608,470.88	0.00	1,474,742,253.97	
Advertising Expenses	5029901000	3,639,000.00	(3,288,442.26)	350,557.74	3,639,000.00	(3,288,442.26)	0.00	0.00	350,557.74	2,180,000.00	(242,596.00)	(611,000.00)	(1,025,846.26)	300,557.74	2,167.76	0.00	1,005.39	16,728.00	19,961.15	0.00	50,000.00	0.00	280,596.59	
Printing and Publication Expenses	5029902000	19,957,000.00	(3,221,406.34)	16,735,593.66	19,957,000.00	(3,221,406.34)	0.00	0.00	16,735,593.66	9,746,000.00	(903,165.94)	(1,017,859.06)	1,241,976.52	9,066,951.52	419,585.48	837,487.41	529,197.04	1,685,683.25	3,471,953.18	0.00	7,668,642.14	0.00	5,594,998.34	
Representation Expenses	5029903000	254,273,000.00	121,157,376.27	375,430,376.27	254,273,000.00	121,157,376.27	0.00	0.00	375,430,376.27	250,250,712.92	37,163,842.64	28,381,613.83	35,683,969.40	351,480,138.79	30,947,779.91	88,785,601.22	66,614,894.00	108,853,852.13	295,200,127.26	0.00	23,950,237.48	0.00	55,280,011.53	
Transportation and Delivery Expenses	5029904000	4,097,000.00	(2,508,230.99)	1,588,769.01	4,097,000.00	(2,508,230.99)	0.00	0.00	1,588,769.01	3,290,500.00	(368,559.79)	(751,238.00)	(657,933.20)	1,512,769.01	57,927.00	92,693.25	387,636.39	553,168.61	1,091,425.25	0.00	76,000.00	0.00	421,343.76	
Rent/Lease Expenses	5029905000	743,817,000.00	18,544,345.88	762,361,345.88	743,817,000.00	18,544,345.88	0.00	0.00	762,361,345.88	666,855,250.59	57,854,701.57	36,177,292.72	(15,647,683.14)	745,239,561.74	200,051,444.20	220,432,575.57	176,754,452.30	101,653,534.66	698,892,006.73	0.00	17,121,784.14	0.00	46,347,555.01	
Rents - Building and Structures	5029905001	552,201,000.00	44,716,058.08	596,917,058.08	552,201,000.00	44,716,058.08	0.00	0.00	596,917,058.08	541,292,400.00	28,136,557.69	19,770,167.00	966,371.76	590,165,496.45	182,042,100.24	190,872,455.95	150,629,620.18	66,057,297.87	589,601,474.24	0.00	6,751,561.63	0.00	564,022.21	
Rents - Land	5029905002	520,000.00	(20,000.00)	500,000.00	520,000.00	(20,000.00)	0.00	0.00	500,000.00	520,000.00	0.00	0.00	(20,000.00)	500,000.00	134,199.34	121,151.46	123,655.69	120,361.57	499,368.06	0.00	0.00	0.00	631.94	
Rents - Motor Vehicles	5029905003	75,178,000.00	731,382.76	75,909,382.76	75,178,000.00	731,382.76	0.00	0.00	75,909,382.76	41,288,850.59	9,295,531.71	12,119,476.33	8,635,709.42	71,339,568.05	5,426,649.37	12,390,957.76	11,188,808.08	18,474,012.62	47,480,427.83	0.00	4,569,814.71	0.00	23,859,140.22	
Rents - Equipment	5029905004	63,591,000.00	(2,896,176.53)	60,694,823.47	63,591,000.00	(2,896,176.53)	0.00	0.00	60,694,823.47	41,010,000.00	22,793,982.88	3,558,095.89	(11,263,230.89)	56,098,847.88	6,934,459.95	10,511,215.01	10,216,224.65	11,294,303.88	38,956,203.49	0.00	4,595,975.59	0.00	17,142,644.39	
Operating Lease	5029905006	15,535,000.00	(6,167,842.46)	9,367,157.54	15,535,000.00	(6,167,842.46)	0.00	0.00	9,367,157.54	12,939,000.00	590,000.00	393,987.00	(4,933,829.46)	8,989,157.54	1,334,781.56	2,371,253.75	2,014,082.11	1,357,435.34	7,077,552.76	0.00	378,000.00	0.00	1,911,604.78	
Rents - ICT Machinery and Equipment	5029905008	36,792,000.00	(17,819,075.97)	18,972,924.03	36,792,000.00	(17,819,075.97)	0.00	0.00	18,972,924.03	29,805,000.00	(2,961,370.71)	335,566.50	(9,032,703.97)	18,146,491.82	4,179,253.74	4,165,541.64	2,582,061.59	4,350,123.38	15,276,980.35	0.00	826,432.21	0.00	2,869,511.47	
Membership Dues and Contributions to	5029906000	2,330,772,000.00	(2,714,359.52)	2,328,057,640.48	2,284,737,773.00	(2,714,359.52)	0.00	0.00	2,282,023,413.48	1,614,525,959.51	442,431,270.04	162,426,609.24	47,855,589.77	2,267,237,428.56	661,757,439.98	137,598,188.21	121,693,712.52	18,064,353.88	939,113,694.59	46,034,227.00	14,785,984.92	0.00	1,328,123,733.97	
Subscription Expenses	5029907000	41,455,000.00	9,611,446.13	51,066,446.13	41,455,000.00	9,611,446.13	0.00	0.00	51,066,446.13	23,388,892.00	87,148.16	(2,194,951.69)	23,216,103.74	44,497,192.21	3,544,898.25	3,749,409.45	2,494,857.73	9,525,513.56	19,314,678.99	0.00	6,569,253.92	0.00	25,182,513.22	
ICT Software Subscription	5029907001	23,821,000.00	15,979,584.13	39,800,584.13	23,821,000.00	15,979,584.13	0.00	0.00	39,800,584.13	8,805,000.00	(251,856.72)	(347,641.36)	25,103,829.25	33,309,331.17	1,267,658.50	1,477,073.67	1,207,640.42	7,996,686.53	11,949,059.12	0.00	6,491,252.96	0.00	21,360,272.05	
Library and Other Reading Materials Subscription Expenses	5029907004	7,515,000.00	(2,872,387.70)	4,642,612.30	7,515,000.00	(2,872,387.70)	0.00	0.00	4,642,612.30	6,839,892.00	(596,536.75)	(923,234.10)	(920,309.89)	4,399,811.26	943,293.87	1,213,341.81	363,949.87	489,170.36	3,009,755.91	0.00	242,801.04	0.00	1,390,055.35	
Other Subscription Expenses	5029907099	10,119,000.00	(3,495,750.30)	6,623,249.70																				


SUMMARY OF APPROPRIATIONS, ALLOTMENTS, OBLIGATIONS, DISBURSEMENTS AND BALANCES BY OBJECT OF EXPENDITURES
As at the Quarter Ending December 31, 2023


Department : Department of Foreign Affairs (DFA)
 Agency/Entity : Office of the Secretary
 Operating Unit : Home Office
 Organization Code (UACS) : 12 001 1300085
 Fund Cluster : 01 - Regular Agency Fund
 (e.g. UACS Fund Cluster: 01-Regular Agency Fund, 02-Foreign Assisted Projects Fund, 03-Special Account-Locally Funded/Domestic Grants Fund, and 04-Special Account-Foreign Assisted/Foreign Grants Fund)

X	Current Year Appropriations
	Supplemental Appropriations
	Continuing Appropriations

Particulars	UACS CODE	Appropriations			Allotments			Obligations				Disbursements					Balances						
		Authorized Appropriations	Adjustments (Transfer To/From, Modifications/ Augmentations)	Adjusted Appropriations	Allotments Received	Adjustments (Reductions, Modifications/ Augmentations)	Transfer To	Transfer From	Adjusted Allotments	1st Quarter Ending March 31	2nd Quarter Ending June 30	3rd Quarter Ending September 30	4th Quarter Ending December 31	Total	1st Quarter Ending March 31	2nd Quarter Ending June 30	3rd Quarter Ending September 30	4th Quarter Ending December 31	Total	Unreleased Appropriations	Unobligated Allotments	Unpaid Obligations (15-20)=(23+24)	
1	2	3	4	5=(3+4)	6	7	8	9	10=[(6+(-)7)-8+9]	11	12	13	14	15=(11+12+13+14)	16	17	18	19	20=(16+17+18+19)	21=(5-10)	22=(10-15)	23	24
Overseas Allowance - Civilian	5010209001	0.00	484,898,701.00	484,898,701.00	0.00	484,898,701.00	0.00	0.00	484,898,701.00	0.00	0.00	0.00	484,898,701.00	484,898,701.00	0.00	0.00	0.00	374,885,886.23	374,885,886.23	0.00	0.00	0.00	110,012,814.77
Performance Based Bonus - Civilian	5010299014	0.00	76,491,461.00	76,491,461.00	0.00	76,491,461.00	0.00	0.00	76,491,461.00	0.00	0.00	66,694,704.30	9,796,755.83	76,491,461.13	0.00	0.00	58,539,617.64	7,849,422.55	66,389,040.19	0.00	0.87	0.00	10,102,419.94
Pension and Gratuity Fund		0.00	131,998,596.00	131,998,596.00	0.00	131,998,596.00	0.00	0.00	131,998,596.00	37,371,125.79	27,352,835.22	22,376,430.04	44,898,197.64	131,998,588.69	37,371,125.79	20,146,783.45	29,532,832.15	44,456,912.28	131,507,653.67	0.00	7.31	0.00	490,935.02
Other Personnel Benefits	5010400000	0.00	131,998,596.00	131,998,596.00	0.00	131,998,596.00	0.00	0.00	131,998,596.00	37,371,125.79	27,352,835.22	22,376,430.04	44,898,197.64	131,998,588.69	37,371,125.79	20,146,783.45	29,532,832.15	44,456,912.28	131,507,653.67	0.00	7.31	0.00	490,935.02
Terminal Leave Benefits		0.00	131,998,596.00	131,998,596.00	0.00	131,998,596.00	0.00	0.00	131,998,596.00	37,371,125.79	27,352,835.22	22,376,430.04	44,898,197.64	131,998,588.69	37,371,125.79	20,146,783.45	29,532,832.15	44,456,912.28	131,507,653.67	0.00	7.31	0.00	490,935.02
Terminal Leave Benefits - Civilian	5010403001	0.00	131,998,596.00	131,998,596.00	0.00	131,998,596.00	0.00	0.00	131,998,596.00	37,371,125.79	27,352,835.22	22,376,430.04	44,898,197.64	131,998,588.69	37,371,125.79	20,146,783.45	29,532,832.15	44,456,912.28	131,507,653.67	0.00	7.31	0.00	490,935.02
Miscellaneous Personnel Benefits Fund-Staffing Modifications/ Upgrading of Salaries (Civilian)		0.00	568,558,913.00	568,558,913.00	0.00	568,558,913.00	0.00	0.00	568,558,913.00	0.00	0.00	0.00	557,509,531.84	557,509,531.84	0.00	0.00	0.00	201,452,975.78	201,452,975.78	0.00	11,049,381.16	0.00	356,056,556.06
Other Compensation	5010200000	0.00	568,558,913.00	568,558,913.00	0.00	568,558,913.00	0.00	0.00	568,558,913.00	0.00	0.00	0.00	557,509,531.84	557,509,531.84	0.00	0.00	0.00	201,452,975.78	201,452,975.78	0.00	11,049,381.16	0.00	356,056,556.06
Overseas Allowance (OA)		0.00	568,558,913.00	568,558,913.00	0.00	568,558,913.00	0.00	0.00	568,558,913.00	0.00	0.00	0.00	557,509,531.84	557,509,531.84	0.00	0.00	0.00	201,452,975.78	201,452,975.78	0.00	11,049,381.16	0.00	356,056,556.06
Overseas Allowance - Civilian	5010209001	0.00	568,558,913.00	568,558,913.00	0.00	568,558,913.00	0.00	0.00	568,558,913.00	0.00	0.00	0.00	557,509,531.84	557,509,531.84	0.00	0.00	0.00	201,452,975.78	201,452,975.78	0.00	11,049,381.16	0.00	356,056,556.06
Other Personnel Benefits	5010400000	0.00	0.00	0.00	0.00	0.00	0.00	0.00	0.00	0.00	0.00	0.00	0.00	0.00	0.00	0.00	0.00	0.00	0.00	0.00	0.00	0.00	0.00
Other Personnel Benefits		0.00	0.00	0.00	0.00	0.00	0.00	0.00	0.00	0.00	0.00	0.00	0.00	0.00	0.00	0.00	0.00	0.00	0.00	0.00	0.00	0.00	0.00
Lump-sum for Personnel Services	5010499009	0.00	0.00	0.00	0.00	0.00	0.00	0.00	0.00	0.00	0.00	0.00	0.00	0.00	0.00	0.00	0.00	0.00	0.00	0.00	0.00	0.00	0.00
GRAND TOTAL		20,721,100,000.00	1,295,214,696.00	22,016,314,696.00	16,844,437,098.00	1,286,635,371.00	0.00	0.00	18,131,072,469.00	9,607,590,664.69	1,975,010,010.08	2,399,450,937.36	2,997,245,724.00	16,979,297,336.13	3,530,023,054.27	3,208,718,421.35	3,130,930,642.19	3,803,162,068.27	13,672,834,186.08	3,885,242,227.00	1,151,775,122.87	0.00	3,306,463,150.05

Certified Correct:

 LAARNI ZDRAYDA S. GANDAROSA
 Acting Budget Officer

Certified Correct:

 MINDARADAT R. MAMAD
 Chief Accountant

Recommending Approval By:

 DOMINGO P. NOLASCO
 Assistant Secretary

Approved By:

 ANTONIO A. MORALES
 Undersecretary

SUMMARY OF APPROPRIATIONS, ALLOTMENTS, OBLIGATIONS, DISBURSEMENTS AND BALANCES BY OBJECT OF EXPENDITURES
As at the Quarter Ending December 31, 2023

Department : Department of Foreign Affairs (DFA)
 Agency/Entity : Office of the Secretary
 Operating Unit : Home Office
 Organization Code (UACS) : 12 001 1300085
 Fund Cluster : 01 - Regular Agency Fund

	Current Year Appropriations
	Supplemental Appropriations
X	Continuing Appropriations

(e.g. UACS Fund Cluster: 01-Regular Agency Fund, 02-Foreign Assisted Projects Fund, 03-Special Account-Locally Funded/Domestic Grants Fund, and 04-Special Account-Foreign Assisted/Foreign Grants Fund)

Particulars	UACS CODE	Appropriations					Allotments			Obligations					Disbursements				Balances				
		Authorized Appropriations	Adjusted Appropriations	Adjusted Appropriations	Allotments Received	Adjustments (Reductions, Modifications/Augmentations)	Transfer To	Transfer From	Adjusted Allotments	1st Quarter Ending March 31	2nd Quarter Ending June 30	3rd Quarter Ending September 30	4th Quarter Ending December 31	Total	1st Quarter Ending March 31	2nd Quarter Ending June 30	3rd Quarter Ending September 30	4th Quarter Ending December 31	Total	Unreleased Appropriations	Unobligated Allotments	Unpaid Obligations (15-20)=(23+24)	
		4	5=(3+4)	7	8	9	10=[(6+(-)7)-8+9]	11	12	13	14	15=(11+12+13+14)	16	17	18	19	20=(16+17+18+19)	21=(5-10)	22=(10-15)	23	24		
SUMMARY		4,005,209,013.79	15,782,250.00	4,020,991,263.79	3,870,440,225.79	15,782,250.00	0.00	0.00	3,866,222,475.79	163,940,532.10	1,048,273,932.86	806,593,793.03	1,616,944,950.42	3,635,753,208.41	462,685.90	810,643,629.52	768,721,457.92	1,195,231,024.41	2,775,058,797.75	134,768,788.00	250,469,267.38	0.00	860,694,410.66
I. AGENCY SPECIFIC BUDGET		3,996,803,363.79	0.00	3,996,803,363.79	3,862,034,575.79	0.00	0.00	3,862,034,575.79	158,454,532.10	1,038,531,182.86	801,028,793.03	1,616,944,950.42	3,614,959,458.41	462,685.90	810,643,629.52	768,721,457.92	1,195,231,024.41	2,775,058,797.75	134,768,788.00	247,075,117.38	0.00	839,900,660.66	
Maintenance and Other Operating Expenses		3,866,459,867.39	0.00	3,866,459,867.39	3,738,493,079.39	0.00	0.00	3,738,493,079.39	117,758,366.77	1,027,051,182.86	800,135,707.36	1,548,650,794.19	3,493,596,051.18	462,685.90	806,262,343.05	768,439,777.11	1,188,577,336.46	2,763,742,142.52	127,966,788.00	244,897,028.21	0.00	729,853,908.66	
Traveling Expenses		194,412,676.84	97,729,093.45	292,141,770.29	194,044,676.84	97,729,093.45	0.00	0.00	291,773,770.29	25,452,400.00	29,758,072.62	64,372,422.36	46,720,907.68	166,303,802.66	23,333.45	10,687,627.84	43,008,666.44	26,451,540.78	80,171,168.51	368,000.00	125,469,967.63	0.00	86,132,634.15
Traveling Expenses - Local	5020101000	10,084,303.77	(9,000,250.84)	1,084,052.93	9,716,303.77	(9,000,250.84)	0.00	0.00	716,052.93	0.00	0.00	89,966.00	407,667.00	497,633.00	0.00	0.00	0.00	353,534.80	368,000.00	218,419.99	0.00	135,199.20	
Traveling Expenses - Foreign	5020102000	184,328,373.07	106,729,344.29	291,057,717.36	184,328,373.07	106,729,344.29	0.00	0.00	291,057,717.36	25,452,400.00	29,758,072.62	64,282,456.36	46,313,240.68	165,806,169.66	23,333.45	10,687,627.84	42,999,767.44	26,098,005.98	79,808,734.71	0.00	125,251,547.70	0.00	85,997,434.95
Training and Scholarship Expenses		29,590,139.09	(20,033,645.37)	9,556,493.72	28,893,139.09	(20,033,645.37)	0.00	0.00	8,859,493.72	4,062,400.00	(1,303,000.00)	(925,250.99)	4,487,538.95	6,321,687.96	0.00	0.00	118,814.01	3,598,014.92	3,716,828.93	697,000.00	2,537,805.76	0.00	2,604,859.03
Training Expenses	5020201000	29,002,857.69	(19,446,363.97)	9,556,493.72	28,305,857.69	(19,446,363.97)	0.00	0.00	8,859,493.72	4,062,400.00	(1,303,000.00)	(925,250.99)	4,487,538.95	6,321,687.96	0.00	0.00	118,814.01	3,598,014.92	3,716,828.93	697,000.00	2,537,805.76	0.00	2,604,859.03
ICT Training Expenses	5020201001	793,000.00	(793,000.00)	0.00	793,000.00	(793,000.00)	0.00	0.00	0.00	0.00	0.00	0.00	0.00	0.00	0.00	0.00	0.00	0.00	0.00	0.00	0.00	0.00	0.00
Training Expenses	5020201002	28,209,857.69	(18,653,363.97)	9,556,493.72	27,512,857.69	(18,653,363.97)	0.00	0.00	8,859,493.72	4,062,400.00	(1,303,000.00)	(925,250.99)	4,487,538.95	6,321,687.96	0.00	0.00	118,814.01	3,598,014.92	3,716,828.93	697,000.00	2,537,805.76	0.00	2,604,859.03
Scholarship Grants/Expenses	5020202000	587,281.40	(587,281.40)	0.00	587,281.40	(587,281.40)	0.00	0.00	0.00	0.00	0.00	0.00	0.00	0.00	0.00	0.00	0.00	0.00	0.00	0.00	0.00	0.00	0.00
Supplies and Materials Expenses		2,943,348,337.98	(85,248,343.14)	2,858,099,994.84	2,863,333,623.98	(85,248,343.14)	0.00	0.00	2,778,085,280.84	14,938,350.00	768,920,868.00	1,345,775,544.24	2,768,541,172.10	73,997.95	772,599,055.52	642,280,324.36	990,936,015.65	2,405,889,393.48	80,014,714.00	9,544,108.74	0.00	362,651,778.62	
Office Supplies Expenses	5020301000	28,294,836.40	(19,959,108.85)	8,335,727.55	25,528,836.40	(19,959,108.85)	0.00	0.00	5,569,727.55	4,419,100.00	(342,600.00)	(368,289.62)	124,538.21	3,852,748.59	0.00	512,690.27	422,539.96	596,579.01	1,531,809.24	2,766,000.00	1,736,978.96	0.00	2,300,939.35
ICT Office Supplies	5020301001	5,964,993.71	(4,552,212.93)	1,412,780.78	5,964,993.71	(4,552,212.93)	0.00	0.00	1,412,780.78	1,678,900.00	(749,000.00)	(56,353.98)	137,526.21	1,011,072.23	0.00	115,702.30	118,187.41	380,203.44	614,093.15	0.00	401,708.55	0.00	396,979.08
Office Supplies Expenses	5020301002	22,329,842.69	(15,406,895.92)	6,922,946.77	19,563,842.69	(15,406,895.92)	0.00	0.00	4,156,946.77	2,740,200.00	406,400.00	(311,935.64)	(12,988.00)	2,821,676.36	0.00	396,987.97	304,352.55	216,375.57	917,716.09	2,766,000.00	1,335,270.41	0.00	1,903,960.27
Accountable Forms Expenses	5020302000	2,832,698,442.00	(845,442.00)	2,831,853,000.00	2,755,669,728.00	(845,442.00)	0.00	0.00	2,754,824,286.00	0.00	771,631,468.00	641,362,608.00	1,341,830,210.00	2,754,824,286.00	0.00	771,631,468.00	641,362,608.00	988,247,457.50	2,401,241,533.50	77,028,714.00	0.00	353,582,752.50	
Non-Accountable Forms Expenses	5020303000	17,000.00	(17,000.00)	0.00	17,000.00	(17,000.00)	0.00	0.00	0.00	0.00	0.00	0.00	0.00	0.00	0.00	0.00	0.00	0.00	0.00	0.00	0.00	0.00	0.00
Drugs and Medicines Expenses	5020307000	19,510,800.00	(19,210,800.00)	300,000.00	19,510,800.00	(19,210,800.00)	0.00	0.00	300,000.00	0.00	0.00	0.00	0.00	0.00	0.00	0.00	0.00	0.00	0.00	0.00	300,000.00	0.00	0.00
Medical, Dental and Laboratory Supplies Expenses	5020308000	70,278.00	(70,278.00)	0.00	70,278.00	(70,278.00)	0.00	0.00	0.00	0.00	0.00	0.00	0.00	0.00	0.00	0.00	0.00	0.00	0.00	0.00	0.00	0.00	0.00
Fuel, Oil and Lubricants Expenses	5020309000	8,269,231.27	(4,882,777.27)	3,386,454.00	8,049,231.27	(4,882,777.27)	0.00	0.00	3,166,454.00	1,326,150.00	963,000.00	68,536.48	(37,515.56)	2,320,170.92	0.00	193,294.28	111,689.13	186,754.73	491,738.14	220,000.00	846,283.08	0.00	1,828,432.78
Textbooks and Instructional Materials Expenses	5020311000	407,369.51	(388,500.00)	18,869.51	407,369.51	(388,500.00)	0.00	0.00	18,869.51	0.00	0.00	0.00	0.00	0.00	0.00	0.00	0.00	0.00	0.00	0.00	18,869.51	0.00	0.00
Textbooks and Instructional Materials Expenses	5020311001	407,369.51	(388,500.00)	18,869.51	407,369.51	(388,500.00)	0.00	0.00	18,869.51	0.00	0.00	0.00	0.00	0.00	0.00	0.00	0.00	0.00	0.00	0.00	18,869.51	0.00	0.00
Semi-Expendable Machinery and Equipment	5020321000	13,344,676.52	(3,089,656.24)	10,255,020.28	13,344,676.52	(3,089,656.24)	0.00	0.00	10,255,020.28	3,976,500.00	(1,240,000.00)	(1,147,433.00)	2,624,221.12	4,213,288.12	36,155.70	104,923.12	242,536.36	601,126.09	984,741.27	0.00	6,041,732.16	0.00	3,228,546.85
Semi-Expendable Machinery and Equipment	5020321001	347,100.00	(347,100.00)	0.00	347,100.00	(347,100.00)	0.00	0.00	0.00	0.00	0.00	0.00	0.00	0.00	0.00	0.00	0.00	0.00	0.00	0.00	0.00	0.00	0.00
Machinery	5020321002	0.00	21,500.00	21,500.00	0.00	21,500.00	0.00	0.00	21,500.00	0.00	0.00	21,500.00	21,500.00	0.00	0.00	0.00	0.00	0.00	0.00	0.00	0.00	0.00	21,500.00
Office Equipment	5020321003	3,931,106.88	(2,636,738.44)	1,294,368.44	3,931,106.88	(2,636,738.44)	0.00	0.00	1,294,368.44	1,840,700.00	(696,000.00)	(599,200.00)	518,953.12	1,064,453.12	36,155.70	102,474.99	38,482.99	167,419.17	344,532.85	0.00	229,915.32	0.00	719,920.27
Information and Communications Technology	5020321003	7,289,032.63	963,083.21	8,252,115.84	7,289,032.63	963,083.21	0.00	0.00	8,252,115.84	1,307,100.00	(344,000.00)	(266,713.00)	1,743,912.00	2,440,299.00	0.00	2,448.13	181,874.32	228,444.58	412,767.03	0.00	5,811,816.84	0.00	2,027,531.97
Communications Equipment	5020321007	1,006,526.04	(722,026.04)	284,500.00	1,006,526.04	(722,026.04)	0.00	0.00	284,500.00	508,700.00	(200,000.00)	(108,700.00)	84,500.00	284,500.00	0.00	0.00	0.00	166,952.97	166,952.97	0.00	0.00	0.00	117,547.03
Military Police and Security Equipment	5020321009	0.00	0.00	0.00	0.00	0.00	0.00	0.00	0.00	0.00	0.00	0.00	0.00	0.00	0.00	0.00	0.00	0.00	0.00	0.00	0.00	0.00	0.00
Other Machinery and Equipment	5020321099	770,910.97	(368,374.97)	402,536.00	770,910.97	(368,374.97)	0.00	0.00	402,536.00	320,000.00	0.00	(172,820.00)	255,356.00	402,536.00	0.00	0.00	22,179.05	38,309.37	60,488.42	0.00	0.00	0.00	342,047.58
Semi-Expendable Furniture, Fixtures and Books	5020322000	9,152,146.75	(6,926,811.28)	2,225,335.47	9,152,146.75	(6,926,811.28)	0.00	0.00	2,225,335.47	3,061,600.00	(1,581,000.00)	(614,012.00)	1,155,278.47	2,021,866.47	0.00	73,306.61	116,944.56	547,642.42	737,893.59	0.00	203,469.00	0.00	1,283,972.88
Semi-Expendable Furniture, Fixtures and Books	5020322001	1,229,000.00	(1,179,000.00)	50,000.00	1,229,000.00	(1,179,000.00)	0.00	0.00	50,000.00	0.00	0.00	0.00	50,000.00	50,000.00	0.00	0.00	0.00	0.00	0.00	0.00	0.00	0.00	50,000.00
Furniture and Fixtures	5020322002	7,923,146.75	(5,7																				

SUMMARY OF APPROPRIATIONS, ALLOTMENTS, OBLIGATIONS, DISBURSEMENTS AND BALANCES BY OBJECT OF EXPENDITURES
As at the Quarter Ending December 31, 2023

Department : Department of Foreign Affairs (DFA)
 Agency/Entity : Office of the Secretary
 Operating Unit : Home Office
 Organization Code (UACS) : 12 001 1300085
 Fund Cluster : 01 - Regular Agency Fund

	Current Year Appropriations
	Supplemental Appropriations
X	Continuing Appropriations

(e.g. UACS Fund Cluster: 01-Regular Agency Fund, 02-Foreign Assisted Projects Fund, 03-Special Account-Locally Funded/Domestic Grants Fund, and 04-Special Account-Foreign Assisted/Foreign Grants Fund)

Particulars	UACS CODE	Appropriations					Allotments				Obligations					Disbursements				Balances				
		Authorized Appropriations	Adjustments (Transfer To/From Modifications/Augmentations)	Adjusted Appropriations	Allotments Received	Adjustments (Reductions, Modifications/Augmentations)	Transfer To	Transfer From	Adjusted Allotments	1st Quarter Ending March 31	2nd Quarter Ending June 30	3rd Quarter Ending September 30	4th Quarter Ending December 31	Total	1st Quarter Ending March 31	2nd Quarter Ending June 30	3rd Quarter Ending September 30	4th Quarter Ending December 31	Total	Unreleased Appropriations	Unobligated Allotments	Unpaid Obligations (15-20)=(23+24)		
																						Due and Demandable	Not Yet Due and Demandable	
1	2	3	4	5=(3+4)	6	7	8	9	10=(6+(-)-7)-8+9	11	12	13	14	15=(11+12+13+14)	16	17	18	19	20=(16+17+18+19)	21=(5-10)	22=(10-15)	23	24	
Repairs and Maintenance - Machinery and Machinery	5021305000	4,937,507.60	(4,059,363.60)	878,144.00	4,937,507.60	(4,059,363.60)	0.00	0.00	878,144.00	1,245,000.00	(4,000.00)	(264,000.00)	(100,000.00)	877,000.00	0.00	0.00	30,859.95	0.00	30,859.95	0.00	0.00	1,144.00	0.00	846,140.05
Office Equipment	5021305002	1,683,500.00	(1,562,500.00)	121,000.00	1,683,500.00	(1,562,500.00)	0.00	0.00	121,000.00	325,000.00	(225,000.00)	21,000.00	0.00	121,000.00	0.00	0.00	30,859.95	0.00	30,859.95	0.00	0.00	0.00	0.00	90,140.05
Information and Communication Technology	5021305003	1,321,600.00	(615,600.00)	706,000.00	1,321,600.00	(615,600.00)	0.00	0.00	706,000.00	555,000.00	321,000.00	(170,000.00)	0.00	706,000.00	0.00	0.00	0.00	0.00	0.00	0.00	0.00	0.00	0.00	706,000.00
Communication Equipment	5021305007	428,000.00	(378,000.00)	50,000.00	428,000.00	(378,000.00)	0.00	0.00	50,000.00	250,000.00	(100,000.00)	0.00	(100,000.00)	50,000.00	0.00	0.00	0.00	0.00	0.00	0.00	0.00	0.00	0.00	50,000.00
Disaster Response and Rescue Equipment	5021305009	0.00	0.00	0.00	0.00	0.00	0.00	0.00	0.00	0.00	0.00	0.00	0.00	0.00	0.00	0.00	0.00	0.00	0.00	0.00	0.00	0.00	0.00	0.00
Military, Police and Security Equipment	5021305010	0.00	0.00	0.00	0.00	0.00	0.00	0.00	0.00	0.00	0.00	0.00	0.00	0.00	0.00	0.00	0.00	0.00	0.00	0.00	0.00	0.00	0.00	0.00
Other Machinery and Equipment	5021305099	1,321,407.60	(1,320,263.60)	1,144.00	1,321,407.60	(1,320,263.60)	0.00	0.00	1,144.00	115,000.00	0.00	(115,000.00)	0.00	0.00	0.00	0.00	0.00	0.00	0.00	0.00	0.00	1,144.00	0.00	0.00
Repairs and Maintenance - Transportation	5021306000	7,132,612.00	(4,813,296.00)	2,319,316.00	7,132,612.00	(4,813,296.00)	0.00	0.00	2,319,316.00	2,540,000.00	(320,850.00)	(430,000.00)	530,166.00	2,319,316.00	0.00	498,709.09	78,238.63	177,813.25	754,760.97	0.00	0.00	0.00	0.00	1,564,555.03
Motor Vehicles	5021306001	7,132,612.00	(4,813,296.00)	2,319,316.00	7,132,612.00	(4,813,296.00)	0.00	0.00	2,319,316.00	2,540,000.00	(320,850.00)	(430,000.00)	530,166.00	2,319,316.00	0.00	498,709.09	78,238.63	177,813.25	754,760.97	0.00	0.00	0.00	0.00	1,564,555.03
Other Transportation Equipment	5021306099	0.00	0.00	0.00	0.00	0.00	0.00	0.00	0.00	0.00	0.00	0.00	0.00	0.00	0.00	0.00	0.00	0.00	0.00	0.00	0.00	0.00	0.00	0.00
Repairs and Maintenance - Furniture and Fixtures	5021307000	1,128,200.00	(1,128,200.00)	0.00	1,128,200.00	(1,128,200.00)	0.00	0.00	0.00	120,000.00	0.00	(120,000.00)	0.00	0.00	0.00	0.00	0.00	0.00	0.00	0.00	0.00	0.00	0.00	0.00
Repairs and Maintenance - Leased Assets	5021308000	761,005.00	(761,005.00)	0.00	761,005.00	(761,005.00)	0.00	0.00	0.00	33,000.00	0.00	(33,000.00)	0.00	0.00	0.00	0.00	0.00	0.00	0.00	0.00	0.00	0.00	0.00	0.00
Repairs and Maintenance - Leased Assets	5021308000	33,000.00	(33,000.00)	0.00	33,000.00	(33,000.00)	0.00	0.00	0.00	33,000.00	0.00	(33,000.00)	0.00	0.00	0.00	0.00	0.00	0.00	0.00	0.00	0.00	0.00	0.00	0.00
Buildings and Other Structures	5021308001	106,005.00	(106,005.00)	0.00	106,005.00	(106,005.00)	0.00	0.00	0.00	0.00	0.00	0.00	0.00	0.00	0.00	0.00	0.00	0.00	0.00	0.00	0.00	0.00	0.00	0.00
Machinery and Equipment	5021308002	122,000.00	(122,000.00)	0.00	122,000.00	(122,000.00)	0.00	0.00	0.00	0.00	0.00	0.00	0.00	0.00	0.00	0.00	0.00	0.00	0.00	0.00	0.00	0.00	0.00	0.00
Transportation Equipment	5021308003	448,000.00	(448,000.00)	0.00	448,000.00	(448,000.00)	0.00	0.00	0.00	0.00	0.00	0.00	0.00	0.00	0.00	0.00	0.00	0.00	0.00	0.00	0.00	0.00	0.00	0.00
ICT Machinery and Equipment	5021308004	52,000.00	(52,000.00)	0.00	52,000.00	(52,000.00)	0.00	0.00	0.00	0.00	0.00	0.00	0.00	0.00	0.00	0.00	0.00	0.00	0.00	0.00	0.00	0.00	0.00	0.00
Other Leased Assets	5021308099	0.00	0.00	0.00	0.00	0.00	0.00	0.00	0.00	0.00	0.00	0.00	0.00	0.00	0.00	0.00	0.00	0.00	0.00	0.00	0.00	0.00	0.00	0.00
Repairs and Maintenance - Leased Assets	5021309000	0.00	0.00	0.00	0.00	0.00	0.00	0.00	0.00	0.00	0.00	0.00	0.00	0.00	0.00	0.00	0.00	0.00	0.00	0.00	0.00	0.00	0.00	0.00
Land	5021309001	0.00	0.00	0.00	0.00	0.00	0.00	0.00	0.00	0.00	0.00	0.00	0.00	0.00	0.00	0.00	0.00	0.00	0.00	0.00	0.00	0.00	0.00	0.00
Buildings	5021309002	0.00	0.00	0.00	0.00	0.00	0.00	0.00	0.00	0.00	0.00	0.00	0.00	0.00	0.00	0.00	0.00	0.00	0.00	0.00	0.00	0.00	0.00	0.00
Other Leased Assets Improvements	5021309099	0.00	0.00	0.00	0.00	0.00	0.00	0.00	0.00	0.00	0.00	0.00	0.00	0.00	0.00	0.00	0.00	0.00	0.00	0.00	0.00	0.00	0.00	0.00
Repairs and Maintenance - Semi-Expendable	5021321000	0.00	0.00	0.00	0.00	0.00	0.00	0.00	0.00	0.00	0.00	0.00	0.00	0.00	0.00	0.00	0.00	0.00	0.00	0.00	0.00	0.00	0.00	0.00
Repairs and Maintenance - Semi-Expendable	5021321000	0.00	0.00	0.00	0.00	0.00	0.00	0.00	0.00	0.00	0.00	0.00	0.00	0.00	0.00	0.00	0.00	0.00	0.00	0.00	0.00	0.00	0.00	0.00
Machinery	5021321001	0.00	0.00	0.00	0.00	0.00	0.00	0.00	0.00	0.00	0.00	0.00	0.00	0.00	0.00	0.00	0.00	0.00	0.00	0.00	0.00	0.00	0.00	0.00
Office Equipment	5021321002	0.00	0.00	0.00	0.00	0.00	0.00	0.00	0.00	0.00	0.00	0.00	0.00	0.00	0.00	0.00	0.00	0.00	0.00	0.00	0.00	0.00	0.00	0.00
Information and Communications Technology	5021321003	0.00	0.00	0.00	0.00	0.00	0.00	0.00	0.00	0.00	0.00	0.00	0.00	0.00	0.00	0.00	0.00	0.00	0.00	0.00	0.00	0.00	0.00	0.00
Communications Equipment	5021321007	0.00	0.00	0.00	0.00	0.00	0.00	0.00	0.00	0.00	0.00	0.00	0.00	0.00	0.00	0.00	0.00	0.00	0.00	0.00	0.00	0.00	0.00	0.00
Military Police and Security Equipment	5021321009	0.00	0.00	0.00	0.00	0.00	0.00	0.00	0.00	0.00	0.00	0.00	0.00	0.00	0.00	0.00	0.00	0.00	0.00	0.00	0.00	0.00	0.00	0.00
Other Machinery and Equipment	5021321099	0.00	0.00	0.00	0.00	0.00	0.00	0.00	0.00	0.00	0.00	0.00	0.00	0.00	0.00	0.00	0.00	0.00	0.00	0.00	0.00	0.00	0.00	0.00
Repairs and Maintenance - Semi-Expendable	5021322000	0.00	0.00	0.00	0.00	0.00	0.00	0.00	0.00	0.00	0.00	0.00	0.00	0.00	0.00	0.00	0.00	0.00	0.00	0.00	0.00	0.00	0.00	0.00
Repairs and Maintenance - Semi-Expendable	5021322000	0.00	0.00	0.00	0.00	0.00	0.00	0.00	0.00	0.00	0.00	0.00	0.00	0.00	0.00	0.00	0.00	0.00	0.00	0.00	0.00	0.00	0.00	0.00
Furniture and Fixtures	5021322001	0.00	0.00	0.00	0.00	0.00	0.00	0.00	0.00	0.00	0.00	0.00	0.00	0.00	0.00	0.00	0.00	0.00	0.00	0.00	0.00	0.00	0.00	0.00
Books	5021322002	0.00	0.00	0.00	0.00	0.00	0.00	0.00	0.00	0.00	0.00	0.00	0.00	0.00	0.00	0.00	0.00	0.00	0.00	0.00	0.00	0.00	0.00	0.00
Repairs and Maintenance - Other Property, Plant	5021399000	415,618.00	(415,618.00)	0.00	415,618.00	(415,618.00)	0.00	0.00	0.00	90,000.00	0.00	(90,000.00)	0.00	0.00	0.00	0.00	0.00	0.00	0.00	0.00	0.00	0.00	0.00	0.00
Other Property, Plant and Equipment	5021399099	415,618.00	(415,618.00)	0.00	415,618.00	(415,618.00)	0.00	0.00	0.00	90,000.00	0.00	(90,000.00)	0.00	0.00	0.00	0.00	0.00	0.00	0.00	0.00	0.00	0.00	0.00	0.00
Financial Assistance/Subsidy		79,076,502.60	(59,448,330.79)	19,628,171.81	79,076,502.60	(59,448,330.79)	0.00	0.00	19,628,171.81	0.00	12,799,074.54	3,674,381.80	16,473,456.34	6,393,299.47	5,001,704.94	11,395,004.41	0.00	3,154,715.47	0.00	3,154,715.47	0.00	0.00	0.00	5,078,451.93
Subsidies - Others	5021499000	79,076,502.60	(59,448,330.79)	19,628,171.81	79,076,502.60	(59,448,330.79)	0.00	0.00	19,628,171.81	0.00	12,799,074.54	3,674,381.80	16,473,456.34	6,393,299.47	5,001,704.94	11,395,004.41	0.00	3,154,715.47	0.00	3,154,715.47	0.00	0.00	0.00	5,078,451.93
Taxes, Insurance Premiums and Other Fees		7,369,203.81	(3,230,775.81)	4,13																				


SUMMARY OF APPROPRIATIONS, ALLOTMENTS, OBLIGATIONS, DISBURSEMENTS AND BALANCES BY OBJECT OF EXPENDITURES
As at the Quarter Ending December 31, 2023

Department : Department of Foreign Affairs (DFA)
 Agency/Entity : Office of the Secretary
 Operating Unit : Home Office
 Organization Code (UACS) : 12 001 1300085
 Fund Cluster : 01 - Regular Agency Fund

	Current Year Appropriations
	Supplemental Appropriations
X	Continuing Appropriations


(e.g. UACS Fund Cluster: 01-Regular Agency Fund, 02-Foreign Assisted Projects Fund, 03-Special Account-Locally Funded/Domestic Grants Fund, and 04-Special Account-Foreign Assisted/Foreign Grants Fund)


Particulars	UACS CODE	Appropriations					Allotments				Obligations				Disbursements				Balances				
		Authorized Appropriations	Adjustments (Transfer To/From, Modifications/Augmentations)	Adjusted Appropriations	Allotments Received	Adjustments (Reductions, Modifications/Augmentations)	Transfer To	Transfer From	Adjusted Allotments	1st Quarter Ending March 31	2nd Quarter Ending June 30	3rd Quarter Ending September 30	4th Quarter Ending December 31	Total	1st Quarter Ending March 31	2nd Quarter Ending June 30	3rd Quarter Ending September 30	4th Quarter Ending December 31	Total	Unreleased Appropriations	Unobligated Allotments	Unpaid Obligations (15-20)=(23+24)	
																						Due and Demandable	Not Yet Due and Demandable
		3	4	5=(3+4)	6	7	8	9	10=(6+(-)-7)-8+9	11	12	13	14	15=(11+12+13+14)	16	17	18	19	20=(16+17+18+19)	21=(5-10)	22=(10-15)	23	24
Buildings and Other Structures	5060404000	28,990,755.02	(2,920,655.28)	26,070,099.74	28,990,755.02	(2,920,655.28)	0.00	0.00	26,070,099.74	5,478,118.83	0.00	0.00	19,347,344.25	24,825,463.08	0.00	4,358,859.85	0.00	1,065,761.81	5,424,621.66	0.00	1,244,636.66	0.00	19,400,841.42
Buildings	5060404001	28,990,755.02	(2,920,655.28)	26,070,099.74	28,990,755.02	(2,920,655.28)	0.00	0.00	26,070,099.74	5,478,118.83	0.00	0.00	19,347,344.25	24,825,463.08	0.00	4,358,859.85	0.00	1,065,761.81	5,424,621.66	0.00	1,244,636.66	0.00	19,400,841.42
Machinery and Equipment Outlay	5060405000	22,683,864.00	2,920,655.28	25,604,519.28	18,533,864.00	2,920,655.28	0.00	0.00	21,454,519.28	805,146.50	0.00	366,483.08	20,114,417.66	21,286,047.24	0.00	0.00	258,974.20	429,366.85	688,341.05	4,150,000.00	168,472.04	0.00	20,597,706.19
Machinery	5060405001	0.00	0.00	0.00	0.00	0.00	0.00	0.00	0.00	0.00	0.00	0.00	0.00	0.00	0.00	0.00	0.00	0.00	0.00	0.00	0.00	0.00	0.00
Office Equipment	5060405002	3,780,000.00	118,000.00	3,898,000.00	180,000.00	118,000.00	0.00	0.00	298,000.00	180,000.00	0.00	0.00	94,427.00	274,427.00	0.00	0.00	0.00	0.00	0.00	3,600,000.00	23,573.00	0.00	274,427.00
Information and Communication Technology	5060405003	1,106,000.00	1,725,985.31	2,831,985.31	556,000.00	1,725,985.31	0.00	0.00	2,281,985.31	258,974.20	0.00	366,483.08	1,543,503.74	2,168,961.02	0.00	0.00	258,974.20	429,366.85	688,341.05	550,000.00	113,024.29	0.00	1,480,619.97
Communication Equipment	5060405007	0.00	831,164.01	831,164.01	0.00	831,164.01	0.00	0.00	831,164.01	366,172.30	0.00	0.00	451,946.68	818,118.98	0.00	0.00	0.00	0.00	0.00	0.00	13,045.03	0.00	818,118.98
Other Machinery and Equipment	5060405099	17,797,864.00	245,505.96	18,043,369.96	17,797,864.00	245,505.96	0.00	0.00	18,043,369.96	0.00	0.00	0.00	18,024,540.24	18,024,540.24	0.00	0.00	0.00	0.00	0.00	0.00	18,829.72	0.00	18,024,540.24
Transportation Equipment Outlay	5060406000	77,635,000.00	(5,701,000.00)	71,934,000.00	74,983,000.00	(5,701,000.00)	0.00	0.00	69,282,000.00	34,147,000.00	11,480,000.00	526,602.59	23,126,229.60	69,279,832.19	0.00	0.00	3,308.67	5,144,415.81	5,147,724.48	2,652,000.00	2,167.81	0.00	64,132,107.71
Motor Vehicles	5060406001	77,635,000.00	(5,701,000.00)	71,934,000.00	74,983,000.00	(5,701,000.00)	0.00	0.00	69,282,000.00	34,147,000.00	11,480,000.00	526,602.59	23,126,229.60	69,279,832.19	0.00	0.00	3,308.67	5,144,415.81	5,147,724.48	2,652,000.00	2,167.81	0.00	64,132,107.71
Furniture, Fixtures and Books Outlay	5060407000	350,000.00	0.00	350,000.00	350,000.00	0.00	0.00	0.00	350,000.00	0.00	0.00	0.00	0.00	0.00	0.00	0.00	0.00	0.00	0.00	0.00	350,000.00	0.00	0.00
Furniture and Fixtures	5060407001	350,000.00	0.00	350,000.00	350,000.00	0.00	0.00	0.00	350,000.00	0.00	0.00	0.00	0.00	0.00	0.00	0.00	0.00	0.00	0.00	0.00	350,000.00	0.00	0.00
II. SPECIAL PURPOSE FUND		8,405,650.00	15,782,250.00	24,187,900.00	8,405,650.00	15,782,250.00	0.00	0.00	24,187,900.00	5,486,000.00	9,742,750.00	5,565,000.00	0.00	20,793,750.00	0.00	0.00	0.00	0.00	0.00	0.00	3,394,150.00	0.00	20,793,750.00
Maintenance and Other Operating Expenses		8,405,650.00	15,782,250.00	24,187,900.00	8,405,650.00	15,782,250.00	0.00	0.00	24,187,900.00	5,486,000.00	9,742,750.00	5,565,000.00	0.00	20,793,750.00	0.00	0.00	0.00	0.00	0.00	0.00	3,394,150.00	0.00	20,793,750.00
Other Maintenance and Operating Expenses		8,405,650.00	15,782,250.00	24,187,900.00	8,405,650.00	15,782,250.00	0.00	0.00	24,187,900.00	5,486,000.00	9,742,750.00	5,565,000.00	0.00	20,793,750.00	0.00	0.00	0.00	0.00	0.00	0.00	3,394,150.00	0.00	20,793,750.00
Donations	5029908000	8,405,650.00	15,782,250.00	24,187,900.00	8,405,650.00	15,782,250.00	0.00	0.00	24,187,900.00	5,486,000.00	9,742,750.00	5,565,000.00	0.00	20,793,750.00	0.00	0.00	0.00	0.00	0.00	0.00	3,394,150.00	0.00	20,793,750.00
GRAND TOTAL		4,005,209,813.79	15,782,250.00	4,020,991,263.79	3,870,440,225.79	15,782,250.00	0.00	0.00	3,886,222,475.79	163,940,532.10	1,048,273,932.86	806,593,793.03	1,616,944,950.42	3,635,753,208.41	462,685.90	810,643,629.52	768,721,457.92	1,195,231,024.41	2,775,058,797.75	134,768,788.00	250,469,267.38	0.00	860,694,410.66

Certified Correct:

 LAARNIZ DAYDA S. GANDAROSA
 Acting Budget Officer

Certified Correct:

 MINDARADAT R. MAMBAT
 Chief Accountant

Recommending Approval By:

 DOMINGO P. NOLASCO
 Assistant Secretary

Approved By:

 ANTONIO A. MORALES
 Undersecretary