


QUARTERLY REPORT OF REVENUE AND OTHER RECEIPTS
As at the Quarter Ending December 31, 2023


Department : Department of Foreign Affairs (DFA)
 Agency/Entity : Office of the Secretary
 Operating Unit : Home Office
 Organization Code (UACS) : 12 001 1300085
 Fund Cluster : 01 - Regular Agency Fund

Classification/Sources of Revenue and Other Receipts	UACS CODE	REVENUE TARGET (Annual) per BESF	Actual Revenue and Other Receipts Collections					Cumulative Remittance/Deposits to Date			Variance		Remarks
			1st Quarter Ending March 31	2nd Quarter Ending June 30	3rd Quarter Ending September 30	4th Quarter Ending December 31	Total	Remittance to BTr	Deposited with AGDB	Total	Amount	%	
1	2	3	4	5	6	7	8=(4+5+6+7)	9	10	11=(9+10)	12=(8-3)	13=(12/3)	14
Regular Agency Fund		7,460,512,000.00	1,548,488,070.00	1,325,142,506.00	1,384,740,980.00	1,105,759,457.00	5,364,131,013.00	3,058,272,049.00	2,305,858,964.00	5,364,131,013.00	(2,096,380,987.00)	-28 %	
Revenue Collections		7,353,369,000.00	1,541,121,713.00	1,317,136,678.00	1,351,444,569.00	1,088,209,576.00	5,297,912,536.00	3,053,518,238.00	2,244,394,298.00	5,297,912,536.00	(2,055,456,464.00)	-28 %	
Cash Revenue		7,353,369,000.00	1,541,121,713.00	1,317,136,678.00	1,351,444,569.00	1,088,209,576.00	5,297,912,536.00	3,053,518,238.00	2,244,394,298.00	5,297,912,536.00	(2,055,456,464.00)	-28 %	
Non-Tax		7,353,369,000.00	1,541,121,713.00	1,317,136,678.00	1,351,444,569.00	1,088,209,576.00	5,297,912,536.00	3,053,518,238.00	2,244,394,298.00	5,297,912,536.00	(2,055,456,464.00)	-28 %	
Other Verification and Authentication Fees	4020111099	342,630,000.00	42,886,262.00	40,334,753.00	41,238,949.00	33,063,030.00	157,522,994.00	26,750,350.00	130,772,644.00	157,522,994.00	(185,107,006.00)	-54 %	
Passport Fees	4020112001	6,080,170,000.00	1,163,019,689.00	959,729,440.00	961,964,732.00	734,937,470.00	3,819,651,331.00	3,023,540,900.00	796,110,431.00	3,819,651,331.00	(2,260,518,669.00)	-37 %	
Visa Fees	4020112002	163,362,000.00	78,428,508.00	84,097,987.00	107,056,034.00	86,851,799.00	356,434,328.00	0.00	356,434,328.00	356,434,328.00	193,072,328.00	118 %	
Other Service Income	4020199099	764,479,000.00	255,663,381.00	231,895,517.00	240,159,688.00	232,155,440.00	959,874,026.00	2,993,909.00	956,880,117.00	959,874,026.00	195,395,026.00	26 %	
Examination Fees	4020203000	159,000.00	0.00	0.00	5,000.00	232,029.00	237,029.00	232,500.00	4,529.00	237,029.00	78,029.00	49 %	
Interest on NG Deposits	4020221001	2,569,000.00	1,123,873.00	1,078,981.00	1,020,166.00	969,808.00	4,192,828.00	579.00	4,192,249.00	4,192,828.00	1,623,828.00	63 %	
Other Gains	4050199000	0.00	0.00	0.00	0.00	0.00	0.00	0.00	0.00	0.00	0.00	0 %	
Non-Revenue Collections/Other Receipts		107,143,000.00	7,366,357.00	8,005,828.00	33,296,411.00	17,549,881.00	66,218,477.00	4,753,811.00	61,464,666.00	66,218,477.00	(40,924,523.00)	-38 %	
Cash Receipts		107,143,000.00	7,366,357.00	8,005,828.00	33,296,411.00	17,549,881.00	66,218,477.00	4,753,811.00	61,464,666.00	66,218,477.00	(40,924,523.00)	-38 %	
Non-Tax		107,143,000.00	7,366,357.00	8,005,828.00	33,296,411.00	17,549,881.00	66,218,477.00	4,753,811.00	61,464,666.00	66,218,477.00	(40,924,523.00)	-38 %	
Others	4020221099	107,143,000.00	7,366,357.00	8,005,828.00	33,296,411.00	17,549,881.00	66,218,477.00	4,753,811.00	61,464,666.00	66,218,477.00	(40,924,523.00)	-38 %	
GRAND TOTAL		7,460,512,000.00	1,548,488,070.00	1,325,142,506.00	1,384,740,980.00	1,105,759,457.00	5,364,131,013.00	3,058,272,049.00	2,305,858,964.00	5,364,131,013.00	(2,096,380,987.00)	-28 %	

Certified Correct:

 MINDARADAT R. MAMAD
 Department Chief Accountant
 Date: 12/30/2023

Recommending Approval:


 LAARNI ZORAYDA S. GANDAROSA
 Acting Head of Office, OFMS
 Date: 12/30/2023


Approved By:

 ANTONIO A. MORALES
 Undersecretary for Administration
 Date: 12/30/2023


QUARTERLY REPORT OF REVENUE AND OTHER RECEIPTS
As at the Quarter Ending December 31, 2023


Department : Department of Foreign Affairs (DFA)
 Agency/Entity : Office of the Secretary
 Operating Unit : Home Office
 Organization Code (UACS) : 12 001 1300085
 Fund Cluster : 06 - Business Related Funds

Classification/Sources of Revenue and Other Receipts	UACS CODE	REVENUE TARGET (Annual) per BESF	Actual Revenue and Other Receipts Collections				Total	Cumulative Remittance/Deposits to Date			Variance		Remarks
			1st Quarter Ending March 31	2nd Quarter Ending June 30	3rd Quarter Ending September 30	4th Quarter Ending December 31		Remittance to BTr	Deposited with AGDB	Total	Amount	%	
1	2	3	4	5	6	7	8=(4+5+6+7)	9	10	11=(9+10)	12=(8-3)	13=(12/3)	14
Business Related Funds		363,000,000.00	132,510,851.93	109,979,018.27	101,435,917.46	70,460,219.59	414,386,007.25	375,682.16	414,010,325.09	414,386,007.25	51,386,007.25	14 %	
Revenue Collections		360,000,000.00	130,642,603.52	106,281,529.90	101,427,779.28	68,785,468.59	407,137,381.29	375,682.16	406,761,699.13	407,137,381.29	47,137,381.29	13 %	
Cash Revenue		360,000,000.00	130,642,603.52	106,281,529.90	101,427,779.28	68,785,468.59	407,137,381.29	375,682.16	406,761,699.13	407,137,381.29	47,137,381.29	13 %	
Non-Tax		360,000,000.00	130,642,603.52	106,281,529.90	101,427,779.28	68,785,468.59	407,137,381.29	375,682.16	406,761,699.13	407,137,381.29	47,137,381.29	13 %	
Other Service Income	4020199099	360,000,000.00	130,502,828.17	106,133,678.06	101,279,812.77	68,631,449.15	406,547,768.15	0.00	406,547,768.15	406,547,768.15	46,547,768.15	13 %	
Interest on NG Deposits	4020221001	0.00	139,775.35	147,851.84	147,966.51	154,019.44	589,613.14	375,682.16	213,930.98	589,613.14	589,613.14	0 %	
Non-Revenue Collections/Other Receipts		3,000,000.00	1,868,248.41	3,697,488.37	8,138.18	1,674,751.00	7,248,625.96	0.00	7,248,625.96	7,248,625.96	4,248,625.96	142 %	
Cash Receipts		3,000,000.00	1,868,248.41	3,697,488.37	8,138.18	1,674,751.00	7,248,625.96	0.00	7,248,625.96	7,248,625.96	4,248,625.96	142 %	
Others		3,000,000.00	1,868,248.41	3,697,488.37	8,138.18	1,674,751.00	7,248,625.96	0.00	7,248,625.96	7,248,625.96	4,248,625.96	142 %	
Others	1040101099	3,000,000.00	1,868,248.41	3,697,488.37	8,138.18	1,674,751.00	7,248,625.96	0.00	7,248,625.96	7,248,625.96	4,248,625.96	142 %	
GRAND TOTAL		363,000,000.00	132,510,851.93	109,979,018.27	101,435,917.46	70,460,219.59	414,386,007.25	375,682.16	414,010,325.09	414,386,007.25	51,386,007.25	14 %	

Certified Correct:

 MARIA KATRINA S. BARTOLO
 PRF-HOA, Unit Head
 Date: 30 January 2024

Certified Correct:

 MINDARADATIN MAMAD
 Department Chief Accountant
 Date: 30 January 2024

Recommending Approval By:

 LAARNI ZORAYDA S. GANDAROSA
 Acting Head of Office, OFMS
 Date: 30 January 2024

Approved By:

 ANTONIO A. MORALES
 Undersecretary for Administration
 Date: 30 January 2024