

**QUARTERLY PHYSICAL REPORT OF OPERATION**  
As of December 31, 2024

Department : Department of Foreign Affairs (DFA)  
 Agency/Entity : Office of the Secretary  
 Operating Unit : Home Office  
 Organization Code (UACS) : 12 001 1300085

| Particulars   | UACS CODE             | Physical Target (Budget Year) |             |             |             |        | Physical Accomplishment (Budget Year) |             |             |             |        | Variance as of December 31, 2024 | Remarks |
|---|-----------------------|-------------------------------|-------------|-------------|-------------|--------|---------------------------------------|-------------|-------------|-------------|--------|----------------------------------|---------|
|   |                       | 1st Quarter                   | 2nd Quarter | 3rd Quarter | 4th Quarter | Total  | 1st Quarter                           | 2nd Quarter | 3rd Quarter | 4th Quarter | Total  |                                  |         |
| 1   | 2                     | 3                             | 4           | 5           | 6           | 7      | 8                                     | 9           | 10          | 11          | 12     | 13                               | 14      |
| <b>DIPLOMACY PROGRAM</b>  | <b>31010000000000</b> |                               |             |             |             |        |                                       |             |             |             |        |                                  |         |
| OO : Foreign relations strengthened to promote national development and international cooperation   |                       |                               |             |             |             |        |                                       |             |             |             |        |                                  |         |
| Outcome Indicator(s)  |                       |                               |             |             |             |        |                                       |             |             |             |        |                                  |         |
| 1. National Security: Percentage of activities/reports that led to expressions of support, commitment, or interest arising from DFA engagements     |                       | 95%                           | 95%         | 95%         | 95%         | 95%    | 97%                                   | 100%        | 98%         | 97%         | 98%    | 3%                               |         |
| 2. Economic Diplomacy: Percentage of activities/reports that led to expressions of support, commitment, or interest arising from DFA engagements    |                       | 95%                           | 95%         | 95%         | 95%         | 95%    | 97%                                   | 98%         | 100%        | 96%         | 97.75% | 2.75%                            |         |
| 3. Public and Cultural Diplomacy: Percentage of activities that led to expressions of support, commitment, or interest arising from DFA engagements |                       | 95%                           | 95%         | 95%         | 95%         | 95%    | 100%                                  | 97%         | 98%         | 90%         | 96.25% | 1.25%                            |         |
| Output Indicator(s)   |                       |                               |             |             |             |        |                                       |             |             |             |        |                                  |         |
| 1. National Security  |                       |                               |             |             |             |        |                                       |             |             |             |        |                                  |         |
| Number of activities organized, initiated, or attended by the DFA annually  |                       | 12,499                        | 12,415      | 12,917      | 12,696      | 50,527 | 13,851                                | 17,066      | 14,769      | 15,047      | 60,733 | 10,206                           |         |
| Number of reports submitted by the Department in connection with diplomatic activities  |                       | 6,616                         | 6,577       | 6,827       | 6,698       | 26,718 | 8,931                                 | 10,858      | 10,737      | 8,105       | 38,631 | 11,913                           |         |
| 2. Economic Diplomacy   |                       |                               |             |             |             |        |                                       |             |             |             |        |                                  |         |
| Number of activities organized, initiated, or attended by the DFA annually  |                       | 5,152                         | 5,154       | 5,152       | 5,144       | 20,602 | 6,101                                 | 6,575       | 6,944       | 5,969       | 25,589 | 4,987                            |         |
| Number of reports submitted by the Department in connection with diplomatic activities  |                       | 2,867                         | 2,869       | 2,872       | 2,856       | 11,464 | 3,215                                 | 3,790       | 4,525       | 3,087       | 14,617 | 3,153                            |         |


Department : Department of Foreign Affairs (DFA)  
 Agency/Entity : Office of the Secretary  
 Operating Unit : Home Office  
 Organization Code (UACS) : 12 001 1300085

| Particulars  | UACS CODE              | Physical Target (Budget Year) |             |             |             |         | Physical Accomplishment (Budget Year) |             |             |             |         | Variance as of December 31, 2024 | Remarks                     |
|--|------------------------|-------------------------------|-------------|-------------|-------------|---------|---------------------------------------|-------------|-------------|-------------|---------|----------------------------------|-----------------------------|
|  |                        | 1st Quarter                   | 2nd Quarter | 3rd Quarter | 4th Quarter | Total   | 1st Quarter                           | 2nd Quarter | 3rd Quarter | 4th Quarter | Total   |                                  |                             |
| 1  | 2                      | 3                             | 4           | 5           | 6           | 7       | 8                                     | 9           | 10          | 11          | 12      | 13                               | 14                          |
| 3. Public and Cultural Diplomacy: Number of activities primarily aimed at enhancing the image of the Philippines in the global community |                        | 36,256                        | 54,388      | 45,323      | 45,323      | 181,290 | 58,977                                | 66,008      | 57,840      | 4,451       | 187,276 | 5,986                            | Corrected Q1 figures due to |
| <b>CONSULAR / ATN PROGRAM</b>  | <b>320100000000000</b> |                               |             |             |             |         |                                       |             |             |             |         |                                  |                             |
| OO : Overseas Filipinos protected and engaged, and consular services improved  |                        |                               |             |             |             |         |                                       |             |             |             |         |                                  |                             |
| Outcome Indicator(s)   |                        |                               |             |             |             |         |                                       |             |             |             |         |                                  |                             |
| 1. Percentage of passports issued within the prescribed period   |                        | 95%                           | 95%         | 95%         | 95%         | 95%     | 100%                                  | 99.30%      | 98.62%      | 100%        | 99.48%  | 4.48%                            |                             |
| 2. Higher satisfaction rating by those who avail themselves of other consular documents (old)  |                        |                               |             |             |             | N/A     |                                       |             |             |             |         |                                  |                             |
| Percentage of other consular documents issued within the prescribed period (new)   |                        | 80%                           | 80%         | 80%         | 80%         | 80%     | 99%                                   | 99.98%      | 99.59%      | 99.68%      | 99.56%  | 19.56%                           |                             |
| 3. Percentage of cases involving Overseas Filipinos resolved as a proportion of total requests and cases handled (old)                   |                        |                               |             |             |             | N/A     |                                       |             |             |             |         |                                  |                             |
| Percentage of cases involving Overseas Filipinos acted upon within the prescribed period (new)   |                        | 80%                           | 80%         | 80%         | 80%         | 80%     | 100%                                  | 99.60%      | 99.10%      | 99.78       | 99.62%  | 19.62%                           |                             |
| Output Indicator(s)  |                        |                               |             |             |             |         |                                       |             |             |             |         |                                  |                             |
| 1. Number of passports issued (old)  |                        |                               |             |             |             | N/A     |                                       |             |             |             |         |                                  |                             |
| Percentage of the number of passports issued within the prescribed period (new)  |                        | 95%                           | 95%         | 95%         | 95%         | 95%     | 99%                                   | 98.89%      | 98.76%      | 98.97%      | 98.91%  | 3.91%                            |                             |
| 2. Number of other consular documents issued (old)   |                        |                               |             |             |             | N/A     |                                       |             |             |             |         |                                  |                             |
| Percentage of consular documents issued/processed within the prescribed period (new)   |                        | 80%                           | 80%         | 80%         | 80%         | 80%     | 99%                                   | 99.88%      | 99.79%      | 98.72%      | 99.35%  | 19.35%                           |                             |
| 3. Number of Overseas Filipinos assisted using Assistance to Nationals (ATN) Fund and Legal  |                        |                               |             |             |             | N/A     |                                       |             |             |             |         |                                  |                             |


Department : Department of Foreign Affairs (DFA)  
 Agency/Entity : Office of the Secretary  
 Operating Unit : Home Office  
 Organization Code (UACS) : 12 001 1300085

| Particulars  | UACS CODE | Physical Target (Budget Year) |             |             |             |       | Physical Accomplishment (Budget Year) |             |             |             |        | Variance as of December 31, 2024 | Remarks |
|--|-----------|-------------------------------|-------------|-------------|-------------|-------|---------------------------------------|-------------|-------------|-------------|--------|----------------------------------|---------|
|  |           | 1st Quarter                   | 2nd Quarter | 3rd Quarter | 4th Quarter | Total | 1st Quarter                           | 2nd Quarter | 3rd Quarter | 4th Quarter | Total  |                                  |         |
| 1  | 2         | 3                             | 4           | 5           | 6           | 7     | 8                                     | 9           | 10          | 11          | 12     | 13                               | 14      |
| Assistance Fund (LAF) as well as other interventions aside from ATN Fund and LAF (old) |           |                               |             |             |             |       |                                       |             |             |             |        |                                  |         |
| Percentage of Overseas Filipinos assisted during the year (new)                        |           | 80%                           | 80%         | 80%         | 80%         | 80%   | 100%                                  | 99.75%      | 98.76%      | 97.91%      | 99.11% | 19.11%                           |         |


Prepared By:

  
 PATRICK A. CHUASOTO  
 Assistant Secretary, OPPC  
 Date:

In coordination with:

  
 EMILIO T. FERNANDEZ  
 Assistant Secretary, OFMS  
 Date:

Approved By:

  
 MA. HELLEN B. DE LA VEGA  
 Undersecretary for Administration  
 Date: