

STATEMENT OF APPROPRIATIONS, ALLOTMENTS, OBLIGATIONS, DISBURSEMENTS AND BALANCES
As at the Quarter Ending December 31, 2024

Department : Department of Foreign Affairs (DFA)
 Agency/Entity : Office of the Secretary
 Operating Unit : Home Office
 Organization Code (UACS) : 12 001 1300085
 Fund Cluster : 01 - Regular Agency Fund
 (e.g. UACS Fund Cluster: 01-Regular Agency Fund, 02-Foreign Assisted Projects Fund, 03-Special Account-Locally Funded/Domestic Grants Fund, and 04-Special Account-Foreign Assisted/Foreign Grants Fund)

X	Current Year Appropriations
	Supplemental Appropriations
	Continuing Appropriations


Particulars	UACS CODE	Appropriations					Allotments		Current Year Obligations					Current Year Disbursements					Balances				
		Authorized Appropriations	Adjustments (Transfer To/From, Modifications/Augmentations)	Adjusted Appropriations	Allotments Received	Adjustments (Reductions, Modifications/Augmentations)	Transfer To	Transfer From	Adjusted Allotments	1st Quarter Ending March 31	2nd Quarter Ending June 30	3rd Quarter Ending September 30	4th Quarter Ending December 31	Total	1st Quarter Ending March 31	2nd Quarter Ending June 30	3rd Quarter Ending September 30	4th Quarter Ending December 31	Total	Unreleased Appropriations	Unobligated Allotments	Unpaid Obligations (15-20)=(23+24)	
		3	4	5=(3+4)	6	7	8	9	10=(6+7)-8+9	11	12	13	14	15=(11+12+13+14)	16	17	18	19	20=(16+17+18+19)	21	22	23	24
I. Agency Specific Budget		24,406,125,000.00	0.00	24,406,125,000.00	20,302,324,306.00	0.00	0.00	0.00	20,302,324,306.00	10,067,601,925.28	1,965,758,040.03	2,270,276,972.20	2,202,631,702.34	16,506,268,639.85	3,056,560,109.20	3,908,573,594.98	2,899,499,442.80	3,561,862,712.60	13,426,495,859.67	4,103,800,694.00	3,796,055,666.15	0.00	3,079,772,780.18
General Administration and Support	1000000000000000	4,333,468,000.00	1,884,452,325.68	6,217,920,325.68	4,333,468,000.00	1,884,452,325.68	0.00	0.00	6,217,920,325.68	692,626,140.66	982,722,353.86	786,544,247.12	1,389,379,630.21	3,851,272,371.85	643,105,763.75	889,675,962.67	690,978,260.81	1,108,525,510.83	3,330,285,498.06	0.00	2,366,647,953.83	0.00	520,986,873.79
General management and supervision	1000001000010000	4,124,374,000.00	1,884,452,325.68	6,008,826,325.68	4,124,374,000.00	1,884,452,325.68	0.00	0.00	6,008,826,325.68	667,641,733.61	936,305,672.22	729,749,329.40	1,341,702,214.55	3,675,398,949.78	618,121,356.70	851,624,764.92	625,635,602.30	1,058,867,593.74	3,154,449,317.06	0.00	2,333,427,375.90	0.00	520,949,632.12
PS		745,379,000.00	1,884,452,325.68	2,629,831,325.68	745,379,000.00	1,884,452,325.68	0.00	0.00	2,629,831,325.68	545,212,188.69	709,733,522.60	546,142,504.82	828,653,109.57	2,629,741,325.68	545,158,403.60	698,814,167.06	482,730,744.11	848,520,946.62	2,575,224,261.39	0.00	90,000.00	0.00	54,517,064.29
MOOE		1,855,044,000.00	0.00	1,855,044,000.00	1,855,044,000.00	0.00	0.00	0.00	1,855,044,000.00	90,355,354.92	212,765,221.65	175,836,467.83	244,722,473.32	723,679,517.72	53,711,194.96	140,504,722.88	142,225,091.19	165,793,844.21	502,234,853.24	0.00	1,131,364,482.28	0.00	221,444,664.48
CO		1,523,951,000.00	0.00	1,523,951,000.00	1,523,951,000.00	0.00	0.00	0.00	1,523,951,000.00	32,074,190.00	13,806,927.97	7,770,356.75	268,326,631.66	321,978,106.38	19,251,758.14	12,505,874.98	679,767.00	44,552,802.91	76,990,203.03	0.00	1,201,972,893.62	0.00	244,987,903.35
Administration of Personnel Benefits	1000001000020000	209,094,000.00	0.00	209,094,000.00	209,094,000.00	0.00	0.00	0.00	209,094,000.00	24,984,407.05	46,416,681.64	56,794,917.72	47,677,415.66	175,873,422.07	24,984,407.05	37,851,197.75	65,342,658.51	47,657,917.09	175,836,180.40	0.00	33,220,577.93	0.00	37,241.67
PS		209,094,000.00	0.00	209,094,000.00	209,094,000.00	0.00	0.00	0.00	209,094,000.00	24,984,407.05	46,416,681.64	56,794,917.72	47,677,415.66	175,873,422.07	24,984,407.05	37,851,197.75	65,342,658.51	47,657,917.09	175,836,180.40	0.00	33,220,577.93	0.00	37,241.67
Sub-Total, General Administration and Support		4,333,468,000.00	1,884,452,325.68	6,217,920,325.68	4,333,468,000.00	1,884,452,325.68	0.00	0.00	6,217,920,325.68	692,626,140.66	982,722,353.86	786,544,247.12	1,389,379,630.21	3,851,272,371.85	643,105,763.75	889,675,962.67	690,978,260.81	1,108,525,510.83	3,330,285,498.06	0.00	2,366,647,953.83	0.00	520,986,873.79
PS		954,473,000.00	1,884,452,325.68	2,838,925,325.68	954,473,000.00	1,884,452,325.68	0.00	0.00	2,838,925,325.68	570,106,595.74	756,150,204.24	602,937,422.54	876,330,525.23	2,805,614,747.75	570,142,810.65	736,665,364.81	548,073,402.62	896,178,863.71	2,751,060,441.79	0.00	33,310,577.93	0.00	54,554,305.96
MOOE		1,855,044,000.00	0.00	1,855,044,000.00	1,855,044,000.00	0.00	0.00	0.00	1,855,044,000.00	90,355,354.92	212,765,221.65	175,836,467.83	244,722,473.32	723,679,517.72	53,711,194.96	140,504,722.88	142,225,091.19	165,793,844.21	502,234,853.24	0.00	1,131,364,482.28	0.00	221,444,664.48
FinEx (if Applicable)		0.00	0.00	0.00	0.00	0.00	0.00	0.00	0.00	0.00	0.00	0.00	0.00	0.00	0.00	0.00	0.00	0.00	0.00	0.00	0.00	0.00	0.00
CO		1,523,951,000.00	0.00	1,523,951,000.00	1,523,951,000.00	0.00	0.00	0.00	1,523,951,000.00	32,074,190.00	13,806,927.97	7,770,356.75	268,326,631.66	321,978,106.38	19,251,758.14	12,505,874.98	679,767.00	44,552,802.91	76,990,203.03	0.00	1,201,972,893.62	0.00	244,987,903.35
Support to Operations	2000000000000000	124,483,000.00	(110,067,000.00)	14,416,000.00	124,483,000.00	(110,067,000.00)	0.00	0.00	14,416,000.00	1,592,403.74	2,134,938.76	4,831,092.51	3,973,681.90	12,532,116.91	305,036.74	3,148,665.88	2,580,019.69	3,708,950.62	9,742,672.93	0.00	1,883,883.09	0.00	2,789,443.98
Legal services	2000001000010000	56,239,000.00	(52,638,000.00)	3,601,000.00	56,239,000.00	(52,638,000.00)	0.00	0.00	3,601,000.00	271,687.85	798,453.49	786,814.81	1,108,567.82	2,965,523.97	62,187.85	792,150.81	825,565.64	255,856.40	1,935,760.70	0.00	635,478.03	0.00	1,029,763.27
PS		52,638,000.00	(52,638,000.00)	0.00	52,638,000.00	(52,638,000.00)	0.00	0.00	0.00	0.00	0.00	0.00	0.00	0.00	0.00	0.00	0.00	0.00	0.00	0.00	0.00	0.00	0.00
MOOE		3,601,000.00	0.00	3,601,000.00	3,601,000.00	0.00	0.00	0.00	3,601,000.00	271,687.85	798,453.49	786,814.81	1,108,567.82	2,965,523.97	62,187.85	792,150.81	825,565.64	255,856.40	1,935,760.70	0.00	635,478.03	0.00	1,029,763.27
Coordination, integration, planning and monitoring of foreign policy	2000001000020000	68,244,000.00	(57,429,000.00)	10,815,000.00	68,244,000.00	(57,429,000.00)	0.00	0.00	10,815,000.00	1,320,715.89	1,336,485.27	4,044,277.70	2,865,114.08	9,566,592.94	242,848.89	2,356,515.07	1,754,454.05	3,453,094.22	7,806,912.23	0.00	1,248,407.06	0.00	1,759,680.71
PS		57,429,000.00	(57,429,000.00)	0.00	57,429,000.00	(57,429,000.00)	0.00	0.00	0.00	0.00	0.00	0.00	0.00	0.00	0.00	0.00	0.00	0.00	0.00	0.00	0.00	0.00	0.00
MOOE		10,815,000.00	0.00	10,815,000.00	10,815,000.00	0.00	0.00	0.00	10,815,000.00	1,320,715.89	1,336,485.27	4,044,277.70	2,865,114.08	9,566,592.94	242,848.89	2,356,515.07	1,754,454.05	3,453,094.22	7,806,912.23	0.00	1,248,407.06	0.00	1,759,680.71
Sub-Total, Support to Operations		124,483,000.00	(110,067,000.00)	14,416,000.00	124,483,000.00	(110,067,000.00)	0.00	0.00	14,416,000.00	1,592,403.74	2,134,938.76	4,831,092.51	3,973,681.90	12,532,116.91	305,036.74	3,148,665.88	2,580,019.69	3,708,950.62	9,742,672.93	0.00	1,883,883.09	0.00	2,789,443.98
PS		110,067,000.00	(110,067,000.00)	0.00	110,067,000.00	(110,067,000.00)	0.00	0.00	0.00	0.00	0.00	0.00	0.00	0.00	0.00	0.00	0.00	0.00	0.00	0.00	0.00	0.00	0.00
MOOE		14,416,000.00	0.00	14,416,000.00	14,416,000.00	0.00	0.00	0.00	14,416,000.00	1,592,403.74	2,134,938.76	4,831,092.51	3,973,681.90	12,532,116.91	305,036.74	3,148,665.88	2,580,019.69	3,708,950.62	9,742,672.93	0.00	1,883,883.09	0.00	2,789,443.98
FinEx (if Applicable)		0.00	0.00	0.00	0.00	0.00	0.00	0.00	0.00	0.00	0.00	0.00	0.00	0.00	0.00	0.00	0.00	0.00	0.00	0.00	0.00	0.00	0.00
CO		0.00	0.00	0.00	0.00	0.00	0.00	0.00	0.00	0.00	0.00	0.00	0.00	0.00	0.00	0.00	0.00	0.00	0.00	0.00	0.00	0.00	0.00
Operations	3000000000000000	19,948,174,000.00	(1,774,385,325.68)	18,173,788,674.32	15,844,373,306.00	(1,774,385,325.68)	0.00	0.00	14,069,987,980.32	9,373,383,380.88	980,900,747.41	1,478,901,632.57	809,278,390.23	12,642,464,151.09	2,413,149,308.71	3,015,748,966.43	2,205,941,162.30	2,451,628,251.24	10,086,467,688.68	4,103,800,694.00	1,427,523,829.23	0.00	2,555,966,462.41
OO : Foreign relations strengthened to promote national development and international cooperation		10,621,033,000.00	(968,285,605.88)	9,652,747,394.12	10,575,256,306.00	(968,285,605.88)	0.00	0.00	9,606,970,700.12	6,870,265,587.65	725,644,928.21	833,888,697.67	458,713,935.66	8,888,513,149.19	1,769,742,128.90	2,107,881,548.73	1,393,320,519.48	1,527,890,426.91	6,798,834,624.02	45,776,694.00	718,457,550.93	0.00	2,089,678,525.17
DIPLOMACY PROGRAM		10,621,033,000.00	(968,285,605.88)	9,652,747,394.12	10,575,256,306.00	(968,285,605.88)	0.00	0.00	9,606,970,700.12	6,870,265,587.65	725,644,928.21	833,888,697.67	458,713,935.66	8,888,513,149.19	1,769,742,128.90	2,107,881,548.73	1,393,320,519.48	1,527,890,426.91	6,798,834,624.02	45,776,694.00	718,457,550.93	0.00	2,089,678,525.17
Formulation, coordination and supervision of foreign policy	3101001000010000	3,035,926,000.00	(230,287,000.00)	2,805,639,000.00	2,990,149,306.00	(230,287,000.00)	0.00	0.00	2,759,862,306.00	1,854,753,649.36	438,534,345.32	192,834,065.52	129,378,411.18	2,615,500,471.38	673,245,444.73	290,303,710.30	39,817,738.57	72,757,980.91	1,076,124,874.51	45,776,694.00	144,361,834.62	0.00	1,539,375,596.87
PS		230,287,000.00	(230,287,000.00)																				


STATEMENT OF APPROPRIATIONS, ALLOTMENTS, OBLIGATIONS, DISBURSEMENTS AND BALANCES
As at the Quarter Ending December 31, 2024


Department : Department of Foreign Affairs (DFA)
 Agency/Entity : Office of the Secretary
 Operating Unit : Home Office
 Organization Code (UACS) : 12 001 1300085
 Fund Cluster : 01 - Regular Agency Fund
 (e.g. UACS Fund Cluster: 01-Regular Agency Fund, 02-Foreign Assisted Projects Fund, 03-Special Account-Locally Funded/Domestic Grants Fund, and 04-Special Account-Foreign Assisted/Foreign Grants Fund)

X	Current Year Appropriations
	Supplemental Appropriations
	Continuing Appropriations

Particulars	UACS CODE	Appropriations					Allotments			Current Year Obligations					Current Year Disbursements				Balances				
		Authorized Appropriations	Adjustments (Transfer To/From, Modifications/ Augmentations)	Adjusted Appropriations	Allotments Received	Adjustments (Reductions, Modifications/ Augmentations)	Transfer To	Transfer From	Adjusted Allotments	1st Quarter Ending March 31	2nd Quarter Ending June 30	3rd Quarter Ending September 30	4th Quarter Ending December 31	Total	1st Quarter Ending March 31	2nd Quarter Ending June 30	3rd Quarter Ending September 30	4th Quarter Ending December 31	Total	Unreleased Appropriations	Unobligated Allotments	Unpaid Obligations (15-20)-(23+24)	
																						5=(3+4)	6
PS		0.00	34,491,307.00	34,491,307.00	0.00	34,491,307.00	0.00	34,491,307.00	0.00	28,004,531.59	6,486,771.93	0.00	34,491,303.52	0.00	21,099,048.23	0.00	4,920,542.52	26,019,590.75	0.00	3.48	8,471,712.77		
For payment of Personnel Benefits		0.00	1,144,657,580.00	1,144,657,580.00	0.00	1,144,657,580.00	0.00	1,144,657,580.00	0.00	0.00	80,207,210.51	978,183,938.48	1,058,391,148.99	0.00	0.00	0.00	73,989,111.09	356,614,395.36	430,603,506.45	0.00	86,266,431.01	0.00	627,787,642.54
PS		0.00	1,144,657,580.00	1,144,657,580.00	0.00	1,144,657,580.00	0.00	1,144,657,580.00	0.00	0.00	80,207,210.51	978,183,938.48	1,058,391,148.99	0.00	0.00	0.00	73,989,111.09	356,614,395.36	430,603,506.45	0.00	86,266,431.01	0.00	627,787,642.54
Pension and Gratuity Fund		0.00	38,107,472.00	38,107,472.00	0.00	38,107,472.00	0.00	38,107,472.00	0.00	0.00	0.00	38,107,469.28	38,107,469.28	0.00	0.00	0.00	0.00	24,355,959.59	24,355,959.59	0.00	2.72	0.00	13,751,509.69
PS		0.00	38,107,472.00	38,107,472.00	0.00	38,107,472.00	0.00	38,107,472.00	0.00	0.00	0.00	38,107,469.28	38,107,469.28	0.00	0.00	0.00	0.00	24,355,959.59	24,355,959.59	0.00	2.72	0.00	13,751,509.69
Sub-Total III. Special Purpose Fund		0.00	1,332,643,359.00	1,332,643,359.00	0.00	1,332,643,359.00	0.00	1,332,643,359.00	0.00	28,004,531.59	161,637,373.60	1,056,735,016.60	1,246,376,921.79	0.00	21,099,048.23	73,989,111.09	446,650,877.94	541,739,037.26	0.00	86,266,437.21	0.00	704,637,884.53	
PS		0.00	1,332,643,359.00	1,332,643,359.00	0.00	1,332,643,359.00	0.00	1,332,643,359.00	0.00	28,004,531.59	161,637,373.60	1,056,735,016.60	1,246,376,921.79	0.00	21,099,048.23	73,989,111.09	446,650,877.94	541,739,037.26	0.00	86,266,437.21	0.00	704,637,884.53	
MOOE		0.00	0.00	0.00	0.00	0.00	0.00	0.00	0.00	0.00	0.00	0.00	0.00	0.00	0.00	0.00	0.00	0.00	0.00	0.00	0.00	0.00	0.00
FinEx		0.00	0.00	0.00	0.00	0.00	0.00	0.00	0.00	0.00	0.00	0.00	0.00	0.00	0.00	0.00	0.00	0.00	0.00	0.00	0.00	0.00	0.00
CO		0.00	0.00	0.00	0.00	0.00	0.00	0.00	0.00	0.00	0.00	0.00	0.00	0.00	0.00	0.00	0.00	0.00	0.00	0.00	0.00	0.00	0.00
IV. Reversion of the Unobligated Allotments charged against R.A. Nos. 11465 and 11494		0.00	0.00	0.00	0.00	0.00	0.00	0.00	0.00	0.00	0.00	0.00	0.00	0.00	0.00	0.00	0.00	0.00	0.00	0.00	0.00	0.00	0.00
GRAND TOTAL		24,637,845,000.00	1,343,158,359.00	25,981,003,359.00	20,544,559,306.00	1,332,643,359.00	0.00	21,877,202,665.00	10,125,848,220.20	2,053,022,430.07	2,490,113,411.29	3,322,753,533.01	17,991,737,594.57	3,114,806,404.12	3,950,447,350.82	3,019,429,248.39	4,091,429,846.04	14,176,112,849.37	4,103,800,694.00	3,885,465,070.43	0.00	3,815,624,745.20	
PS		8,773,840,000.00	1,434,748,359.00	10,208,588,359.00	8,784,355,000.00	1,424,233,359.00	0.00	10,208,588,359.00	4,906,805,945.17	953,844,623.27	1,531,288,066.82	2,683,328,461.22	10,075,267,096.48	1,725,989,636.75	2,636,249,864.02	2,103,810,716.66	2,722,439,716.94	9,188,489,934.37	0.00	133,321,262.52	0.00	886,777,162.11	
MOOE		13,953,423,000.00	(91,590,000.00)	13,861,833,000.00	9,849,622,306.00	(91,590,000.00)	0.00	9,758,032,306.00	4,975,195,085.03	957,323,654.86	920,508,265.75	427,113,134.69	7,280,140,140.33	1,354,246,409.28	1,265,352,611.34	912,727,287.88	1,254,556,735.46	4,786,883,043.96	4,103,800,694.00	2,477,892,165.67	0.00	2,493,257,096.37	
CO		1,910,582,000.00	0.00	1,910,582,000.00	1,910,582,000.00	0.00	0.00	1,910,582,000.00	243,847,190.00	141,854,151.94	38,317,078.72	212,311,937.10	636,330,357.76	34,570,358.09	48,844,875.46	2,891,243.85	114,433,393.64	200,739,871.04	0.00	1,274,251,642.24	0.00	435,590,486.72	
Recapitulation by OO:																							
DIPLOMACY PROGRAM		10,621,033,000.00	(234,699,184.88)	10,386,333,815.12	10,575,256,306.00	(234,699,184.88)	0.00	10,340,557,121.12	6,870,265,587.65	725,644,928.21	833,888,697.67	458,713,935.66	8,888,513,149.19	1,769,742,128.90	2,107,881,548.73	1,393,320,519.48	1,527,890,426.91	6,798,834,624.02	45,776,694.00	1,452,043,971.93	0.00	2,089,678,525.17	
CONSULAR / ATN PROGRAM		9,327,141,000.00	(475,235,771.80)	8,851,905,228.20	5,269,117,000.00	(475,235,771.80)	0.00	4,793,881,228.20	2,503,117,793.23	255,255,819.20	645,012,934.90	350,564,454.57	3,753,951,001.90	643,407,179.81	907,867,417.70	812,620,642.82	923,737,824.33	3,287,633,064.66	4,058,024,000.00	1,039,930,226.30	0.00	466,317,937.24	

Certified Correct:

 PAOLO V. DE LEON
 Acting Budget Officer

Certified Correct:

 MINDARADAT R. MAMAD
 Chief Accountant

Recommending Approval By:

 EMILIO T. FERNANDEZ
 Assistant Secretary

Approved By:

 MA. HELLEN B. DE LA VEGA
 Undersecretary

STATEMENT OF APPROPRIATIONS, ALLOTMENTS, OBLIGATIONS, DISBURSEMENTS AND BALANCES
As at the Quarter Ending December 31, 2024

Department : Department of Foreign Affairs (DFA)
 Agency/Entity : Office of the Secretary
 Operating Unit : Home Office
 Organization Code (UACS) : 12 001 1300085
 Fund Cluster : 01 - Regular Agency Fund
 (e.g. UACS Fund Cluster: 01-Regular Agency Fund, 02-Foreign Assisted Projects Fund, 03-Special Account-Locally Funded/Domestic Grants Fund, and 04-Special Account-Foreign Assisted/Foreign Grants Fund)

	Current Year Appropriations
	Supplemental Appropriations
X	Continuing Appropriations

Particulars	UACS CODE	Appropriations		Allotments							Current Year Obligations					Current Year Disbursements					Balances				
		Authorized Appropriations	Adjustments (Transfer To/From, Modifications/Augmentations)	Adjusted Appropriations	Allotments		Adjustments (Reductions, Modifications/Augmentations)	Transfer To	Transfer From	Adjusted Allotments	1st Quarter Ending March 31	2nd Quarter Ending June 30	3rd Quarter Ending September 30	4th Quarter Ending December 31	Total	1st Quarter Ending March 31	2nd Quarter Ending June 30	3rd Quarter Ending September 30	4th Quarter Ending December 31	Total	Unused Funds		Unpaid Obligations (16-21)=(24+25)		
					SARO	Unobligated															Unreleased Appropriations	Unobligated Allotments	Due and Demandable	Not Yet Due and Demandable	
Unreleased Appropriations		3,885,242,227.00	54,193,160.00	3,939,435,387.00	2,219,440,082.00	0.00	54,193,160.00	0.00	0.00	2,273,633,242.00	31,079,836.56	590,483,536.00	556,813,254.94	1,088,326,473.54	2,246,703,101.04	0.00	583,849,136.00	503,190,862.50	646,627,755.00	1,733,467,553.50	1,665,802,145.00	26,930,140.96	0.00	513,235,547.54	
I. Agency Specific Budget		3,885,242,227.00	0.00	3,885,242,227.00	2,219,440,082.00	0.00	0.00	0.00	0.00	2,219,440,082.00	31,079,836.56	582,188,376.00	538,350,254.94	1,067,804,320.00	2,219,422,787.50	0.00	578,151,976.00	503,190,862.50	646,627,755.00	1,727,970,393.50	1,665,802,145.00	17,294.50	0.00	491,452,394.00	
General Administration and Support	10000000000000	0.00	0.00	0.00	0.00	0.00	0.00	0.00	0.00	0.00	0.00	0.00	0.00	0.00	0.00	0.00	0.00	0.00	0.00	0.00	0.00	0.00	0.00	0.00	0.00
General management and supervision	10000100001000	0.00	0.00	0.00	0.00	0.00	0.00	0.00	0.00	0.00	0.00	0.00	0.00	0.00	0.00	0.00	0.00	0.00	0.00	0.00	0.00	0.00	0.00	0.00	0.00
MOOE		0.00	0.00	0.00	0.00	0.00	0.00	0.00	0.00	0.00	0.00	0.00	0.00	0.00	0.00	0.00	0.00	0.00	0.00	0.00	0.00	0.00	0.00	0.00	0.00
Sub-Total, General Administration and Support		0.00	0.00	0.00	0.00	0.00	0.00	0.00	0.00	0.00	0.00	0.00	0.00	0.00	0.00	0.00	0.00	0.00	0.00	0.00	0.00	0.00	0.00	0.00	0.00
PS		0.00	0.00	0.00	0.00	0.00	0.00	0.00	0.00	0.00	0.00	0.00	0.00	0.00	0.00	0.00	0.00	0.00	0.00	0.00	0.00	0.00	0.00	0.00	0.00
MOOE		0.00	0.00	0.00	0.00	0.00	0.00	0.00	0.00	0.00	0.00	0.00	0.00	0.00	0.00	0.00	0.00	0.00	0.00	0.00	0.00	0.00	0.00	0.00	0.00
FinEx (if Applicable)		0.00	0.00	0.00	0.00	0.00	0.00	0.00	0.00	0.00	0.00	0.00	0.00	0.00	0.00	0.00	0.00	0.00	0.00	0.00	0.00	0.00	0.00	0.00	0.00
CO		0.00	0.00	0.00	0.00	0.00	0.00	0.00	0.00	0.00	0.00	0.00	0.00	0.00	0.00	0.00	0.00	0.00	0.00	0.00	0.00	0.00	0.00	0.00	0.00
Operations	30000000000000	3,885,242,227.00	0.00	3,885,242,227.00	2,219,440,082.00	0.00	0.00	0.00	0.00	2,219,440,082.00	31,079,836.56	582,188,376.00	538,350,254.94	1,067,804,320.00	2,219,422,787.50	0.00	578,151,976.00	503,190,862.50	646,627,755.00	1,727,970,393.50	1,665,802,145.00	17,294.50	0.00	491,452,394.00	
OO : Foreign relations strengthened to promote national development and international cooperation		46,034,227.00	0.00	46,034,227.00	41,030,066.00	0.00	0.00	0.00	0.00	41,030,066.00	31,079,836.56	5,036,400.00	4,896,534.94	0.00	41,012,771.50	0.00	1,000,000.00	3,077,800.00	0.00	4,077,800.00	5,004,161.00	17,294.50	0.00	36,934,971.50	
DIPLOMACY PROGRAM		46,034,227.00	0.00	46,034,227.00	41,030,066.00	0.00	0.00	0.00	0.00	41,030,066.00	31,079,836.56	5,036,400.00	4,896,534.94	0.00	41,012,771.50	0.00	1,000,000.00	3,077,800.00	0.00	4,077,800.00	5,004,161.00	17,294.50	0.00	36,934,971.50	
Formulation, coordination and supervision of foreign policy	310100100001000	46,034,227.00	0.00	46,034,227.00	41,030,066.00	0.00	0.00	0.00	0.00	41,030,066.00	31,079,836.56	5,036,400.00	4,896,534.94	0.00	41,012,771.50	0.00	1,000,000.00	3,077,800.00	0.00	4,077,800.00	5,004,161.00	17,294.50	0.00	36,934,971.50	
MOOE		46,034,227.00	0.00	46,034,227.00	41,030,066.00	0.00	0.00	0.00	0.00	41,030,066.00	31,079,836.56	5,036,400.00	4,896,534.94	0.00	41,012,771.50	0.00	1,000,000.00	3,077,800.00	0.00	4,077,800.00	5,004,161.00	17,294.50	0.00	36,934,971.50	
OO : Overseas Filipinos protected and engaged, and consular services improved		3,839,208,000.00	0.00	3,839,208,000.00	2,178,410,016.00	0.00	0.00	0.00	0.00	2,178,410,016.00	0.00	577,151,976.00	533,453,720.00	1,067,804,320.00	2,178,410,016.00	0.00	577,151,976.00	500,112,862.50	646,627,755.00	1,723,892,593.50	1,660,797,984.00	0.00	0.00	454,517,422.50	
CONSULAR / ATN PROGRAM		3,839,208,000.00	0.00	3,839,208,000.00	2,178,410,016.00	0.00	0.00	0.00	0.00	2,178,410,016.00	0.00	577,151,976.00	533,453,720.00	1,067,804,320.00	2,178,410,016.00	0.00	577,151,976.00	500,112,862.50	646,627,755.00	1,723,892,593.50	1,660,797,984.00	0.00	0.00	454,517,422.50	
Provision of consular services including issuance of passports, visas and other consular documents	320100100001000	3,839,208,000.00	0.00	3,839,208,000.00	2,178,410,016.00	0.00	0.00	0.00	0.00	2,178,410,016.00	0.00	577,151,976.00	533,453,720.00	1,067,804,320.00	2,178,410,016.00	0.00	577,151,976.00	500,112,862.50	646,627,755.00	1,723,892,593.50	1,660,797,984.00	0.00	0.00	454,517,422.50	
MOOE		3,839,208,000.00	0.00	3,839,208,000.00	2,178,410,016.00	0.00	0.00	0.00	0.00	2,178,410,016.00	0.00	577,151,976.00	533,453,720.00	1,067,804,320.00	2,178,410,016.00	0.00	577,151,976.00	500,112,862.50	646,627,755.00	1,723,892,593.50	1,660,797,984.00	0.00	0.00	454,517,422.50	
Sub-Total, Operations		3,885,242,227.00	0.00	3,885,242,227.00	2,219,440,082.00	0.00	0.00	0.00	0.00	2,219,440,082.00	31,079,836.56	582,188,376.00	538,350,254.94	1,067,804,320.00	2,219,422,787.50	0.00	578,151,976.00	503,190,862.50	646,627,755.00	1,727,970,393.50	1,665,802,145.00	17,294.50	0.00	491,452,394.00	
PS		0.00	0.00	0.00	0.00	0.00	0.00	0.00	0.00	0.00	0.00	0.00	0.00	0.00	0.00	0.00	0.00	0.00	0.00	0.00	0.00	0.00	0.00	0.00	0.00
MOOE		0.00	0.00	0.00	0.00	0.00	0.00	0.00	0.00	0.00	0.00	0.00	0.00	0.00	0.00	0.00	0.00	0.00	0.00	0.00	0.00	0.00	0.00	0.00	0.00
FinEx (if Applicable)		0.00	0.00	0.00	0.00	0.00	0.00	0.00	0.00	0.00	0.00	0.00	0.00	0.00	0.00	0.00	0.00	0.00	0.00	0.00	0.00	0.00	0.00	0.00	0.00
CO		0.00	0.00	0.00	0.00	0.00	0.00	0.00	0.00	0.00	0.00	0.00	0.00	0.00	0.00	0.00	0.00	0.00	0.00	0.00	0.00	0.00	0.00	0.00	0.00
Sub-Total, I. Agency Specific Budget		3,885,242,227.00	0.00	3,885,242,227.00	2,219,440,082.00	0.00	0.00	0.00	0.00	2,219,440,082.00	31,079,836.56	582,188,376.00	538,350,254.94	1,067,804,320.00	2,219,422,787.50	0.00	578,151,976.00	503,190,862.50	646,627,755.00	1,727,970,393.50	1,665,802,145.00	17,294.50	0.00	491,452,394.00	
PS		0.00	0.00	0.00	0.00	0.00	0.00	0.00	0.00	0.00	0.00	0.00	0.00	0.00	0.00	0.00	0.00	0.00	0.00	0.00	0.00	0.00	0.00	0.00	0.00
MOOE		3,885,242,227.00	0.00	3,885,242,227.00	2,219,440,082.00	0.00	0.00	0.00	0.00	2,219,440,082.00	31,079,836.56	582,188,376.00	538,350,254.94	1,067,804,320.00	2,219,422,787.50	0.00	578,151,976.00	503,190,862.50	646,627,755.00	1,727,970,393.50	1,665,802,145.00	17,294.50	0.00	491,452,394.00	
FinEx (if Applicable)		0.00	0.00	0.00	0.00	0.00	0.00	0.00	0.00	0.00	0.00	0.00	0.00	0.00	0.00	0.00	0.00	0.00	0.00	0.00	0.00	0.00	0.00	0.00	0.00
CO		0.00	0.00	0.00	0.00	0.00	0.00	0.00	0.00	0.00	0.00	0.00	0.00	0.00	0.00	0.00	0.00	0.00	0.00	0.00	0.00	0.00	0.00	0.00	0.00
II. Special Purpose Fund		0.00	54,193,160.00	54,193,160.00	0.00	0.00	54,193,160.00	0.00	0.00	54,193,160.00	0.00	8,295,160.00	18,483,000.00	522,153.54	27,280,313.54	0.00	5,497,160.00	0.00	0.00	0.00	5,497,160.00	0.00	26,912,846.46	0.00	21,783,153.54
Contingent Fund	402	0.00	54,193,160.00	54,193,160.00	0.00	0.00	54,193,160.00	0.00	0.00	54,193,160.00	0.00	8,295,160.00	18,483,000.00	522,153.54	27,280,313.54	0.00	5,497,160.00	0.00	0.00	5,497,160.00	0.00	26,912,846.46	0.00	21,783,153.54	
MOOE		0.00	54,193,160.00	54,193,160.00	0.00	0.00	54,193,160.00	0.00	0.00	54,193,160.00	0.00	8,295,160.00	18,483,000.00	522,153.54	27,280,313.54	0.00	5,497,160.00	0.00	0.00	5,497,160.00	0.00	26,912,846.46	0.00	21,783,153.54	
Unobligated Allotment		0.00	0.00	0.00	0.00	0.00	981,953,948.00	0.00	0.00	981,953,948.00	134,643,451.20	51,070,182.81	49,032,328.65	443,107,495.92	677,853,458.58	7,721,848.44	15,192,950.27	34,622,312.24	188,179,849.56	245,716,760.51	0.00	304,100,489.42	0.00	432,136,698.07	
I. Agency Specific Budget	</																								

STATEMENT OF APPROPRIATIONS, ALLOTMENTS, OBLIGATIONS, DISBURSEMENTS AND BALANCES
As at the Quarter Ending December 31, 2024

Department : Department of Foreign Affairs (DFA)
Agency/Entity : Office of the Secretary
Operating Unit : Home Office
Organization Code (UACS) : 12 001 1300085
Fund Cluster : 01 - Regular Agency Fund

	Current Year Appropriations
	Supplemental Appropriations
X	Continuing Appropriations

(e.g. UACS Fund Cluster: 01-Regular Agency Fund, 02-Foreign Assisted Projects Fund, 03-Special Account-Locally Funded/Domestic Grants Fund, and 04-Special Account-Foreign Assisted/Foreign Grants Fund)

Particulars	UACS CODE	Authorized Appropriations	Appropriations Adjustments (Transfer To/From, Modifications/ Augmentations)	Adjusted Appropriations	Allotments						Current Year Obligations					Current Year Disbursements					Balances						
					Allotments		Adjustments (Reductions, Modifications/ Augmentations)	Transfer To	Transfer From	Adjusted Allotments	1st Quarter Ending March 31	2nd Quarter Ending June 30	3rd Quarter Ending September 30	4th Quarter Ending December 31	Total	1st Quarter Ending March 31	2nd Quarter Ending June 30	3rd Quarter Ending September 30	4th Quarter Ending December 31	Total	Unused Funds		Unpaid Obligations (16-21)=(24+25)				
					SARO	Unobligated															Unreleased Appropriations	Unobligated Allotments	Due and Demandable	Not Yet Due and Demandable			
Protection of the rights and promotion of welfare of overseas Filipinos	320100100002000	0.00	0.00	0.00	0.00	224,581,250.43	(147,739,174.00)	0.00	0.00	0.00	76,842,076.43	1,681,800.00	1,638,071.75	11,045,029.29	32,272,050.21	46,636,951.25	1,681,800.00	849,678.03	4,992,719.89	25,302,897.96	32,827,095.88	0.00	30,205,125.18	0.00	13,809,855.37		
MOOE		0.00	0.00	0.00	0.00	224,581,250.43	(147,739,174.00)	0.00	0.00	0.00	76,842,076.43	1,681,800.00	1,638,071.75	11,045,029.29	32,272,050.21	46,636,951.25	1,681,800.00	849,678.03	4,992,719.89	25,302,897.96	32,827,095.88	0.00	30,205,125.18	0.00	13,809,855.37		
Sub-Total, Operations		0.00	0.00	0.00	0.00	509,155,950.95	(169,500,000.00)	0.00	0.00	0.00	339,655,950.95	75,380,662.21	47,081,975.52	25,995,954.30	75,511,706.67	223,970,298.70	7,610,687.26	14,799,597.08	21,587,419.33	66,794,190.75	110,791,894.42	0.00	115,685,652.25	0.00	113,178,404.28		
PS		0.00	0.00	0.00	0.00	0.00	0.00	0.00	0.00	0.00	0.00	0.00	0.00	0.00	0.00	0.00	0.00	0.00	0.00	0.00	0.00	0.00	0.00	0.00	0.00	0.00	0.00
MOOE		0.00	0.00	0.00	0.00	439,420,255.71	(168,501,000.00)	0.00	0.00	0.00	270,919,255.71	73,498,662.21	18,206,975.52	22,738,954.30	69,952,806.67	182,397,998.70	7,610,687.26	14,799,597.08	21,587,419.33	64,336,426.43	108,334,130.10	0.00	88,521,857.01	0.00	74,063,268.60		
FinEx (if Applicable)		0.00	0.00	0.00	0.00	2,688,189.19	0.00	0.00	0.00	0.00	2,688,189.19	0.00	0.00	0.00	0.00	0.00	0.00	0.00	0.00	0.00	0.00	0.00	2,688,189.19	0.00	0.00		
CO		0.00	0.00	0.00	0.00	67,047,508.05	(999,000.00)	0.00	0.00	0.00	66,048,508.05	1,882,000.00	30,875,000.00	3,257,000.00	5,558,900.00	41,572,900.00	0.00	0.00	0.00	2,457,764.32	2,457,764.32	0.00	24,475,806.05	0.00	39,115,135.68		
Sub-Total, I. Agency Specific Budget		0.00	0.00	0.00	0.00	981,953,948.00	0.00	0.00	0.00	0.00	981,953,948.00	134,643,451.20	51,070,182.81	49,032,328.65	443,107,495.92	677,853,458.58	7,721,848.44	15,192,950.27	34,622,312.24	188,179,649.56	245,716,760.51	0.00	304,100,489.42	0.00	432,136,698.07		
PS		0.00	0.00	0.00	0.00	0.00	0.00	0.00	0.00	0.00	0.00	0.00	0.00	0.00	0.00	0.00	0.00	0.00	0.00	0.00	0.00	0.00	0.00	0.00	0.00	0.00	0.00
MOOE		0.00	0.00	0.00	0.00	475,387,763.08	999,000.00	0.00	0.00	0.00	476,386,763.08	73,816,198.19	16,817,990.65	37,638,643.19	240,402,197.30	368,675,029.33	7,721,848.44	15,192,950.27	33,560,471.24	143,138,778.21	199,614,048.16	0.00	107,711,733.75	0.00	169,060,981.17		
FinEx (if Applicable)		0.00	0.00	0.00	0.00	2,688,418.42	0.00	0.00	0.00	0.00	2,688,418.42	0.00	0.00	0.00	0.00	0.00	0.00	0.00	0.00	0.00	0.00	0.00	2,688,418.42	0.00	0.00		
CO		0.00	0.00	0.00	0.00	503,877,766.50	(999,000.00)	0.00	0.00	0.00	502,878,766.50	60,827,253.01	34,252,192.16	11,393,685.46	202,705,298.62	309,178,429.25	0.00	0.00	1,061,841.00	45,040,871.35	46,102,712.35	0.00	193,700,337.25	0.00	263,075,716.90		
GRAND TOTAL		3,885,242,227.00	54,193,160.00	3,939,435,387.00	2,219,440,082.00	981,953,948.00	54,193,160.00	0.00	0.00	0.00	3,255,587,190.00	165,723,287.76	641,553,718.81	605,845,583.59	1,511,433,969.46	2,924,556,559.62	7,721,848.44	598,842,086.27	537,812,974.74	834,807,404.58	1,979,184,314.01	1,665,802,145.00	331,030,630.38	0.00	945,372,245.61		
PS		0.00	0.00	0.00	0.00	0.00	0.00	0.00	0.00	0.00	0.00	0.00	0.00	0.00	0.00	0.00	0.00	0.00	0.00	0.00	0.00	0.00	0.00	0.00	0.00	0.00	0.00
MOOE		3,885,242,227.00	54,193,160.00	3,939,435,387.00	2,219,440,082.00	475,387,763.08	55,192,160.00	0.00	0.00	0.00	2,750,020,005.08	104,896,034.75	607,301,526.65	594,451,898.13	1,308,728,670.84	2,615,378,130.37	7,721,848.44	598,842,086.27	536,751,133.74	789,766,533.21	1,933,081,601.66	1,665,802,145.00	134,641,874.71	0.00	882,296,528.71		
FinEx (if Applicable)		0.00	0.00	0.00	0.00	2,688,418.42	0.00	0.00	0.00	0.00	2,688,418.42	0.00	0.00	0.00	0.00	0.00	0.00	0.00	0.00	0.00	0.00	0.00	2,688,418.42	0.00	0.00		
CO		0.00	0.00	0.00	0.00	503,877,766.50	(999,000.00)	0.00	0.00	0.00	502,878,766.50	60,827,253.01	34,252,192.16	11,393,685.46	202,705,298.62	309,178,429.25	0.00	0.00	1,061,841.00	45,040,871.35	46,102,712.35	0.00	193,700,337.25	0.00	263,075,716.90		
Recapitulation by OO:																											
Unreleased Appropriations		3,885,242,227.00	0.00	3,885,242,227.00	2,219,440,082.00	0.00	0.00	0.00	0.00	0.00	2,219,440,082.00	31,079,836.56	582,188,376.00	538,350,254.94	1,067,804,320.00	2,219,422,787.50	0.00	578,151,976.00	503,190,662.50	646,827,755.00	1,727,970,393.50	1,665,802,145.00	17,294.50	0.00	491,452,394.00		
DIPLOMACY PROGRAM		46,034,227.00	0.00	46,034,227.00	41,030,066.00	0.00	0.00	0.00	0.00	0.00	41,030,066.00	31,079,836.56	5,036,400.00	4,896,534.94	0.00	41,012,771.50	0.00	1,000,000.00	3,077,800.00	0.00	4,077,800.00	5,004,161.00	17,294.50	0.00	36,934,971.50		
CONSULAR / ATN PROGRAM		3,839,208,000.00	0.00	3,839,208,000.00	2,178,410,016.00	0.00	0.00	0.00	0.00	0.00	2,178,410,016.00	0.00	577,151,976.00	533,453,720.00	1,067,804,320.00	2,178,410,016.00	0.00	577,151,976.00	500,112,862.50	646,827,755.00	1,723,692,593.50	1,660,797,984.00	0.00	0.00	454,517,422.50		
Unobligated Allotment		0.00	0.00	0.00	0.00	509,155,950.95	(169,500,000.00)	0.00	0.00	0.00	339,655,950.95	75,380,662.21	47,081,975.52	25,995,954.30	75,511,706.67	223,970,298.70	7,610,687.26	14,799,597.08	21,587,419.33	66,794,190.75	110,791,894.42	0.00	115,685,652.25	0.00	113,178,404.28		
DIPLOMACY PROGRAM		0.00	0.00	0.00	0.00	212,373,172.12	(21,760,826.00)	0.00	0.00	0.00	190,612,346.12	62,662,009.48	36,543,367.43	8,288,434.31	30,448,037.87	137,941,849.09	2,161,191.17	7,853,532.31	10,498,379.02	34,172,704.25	54,485,806.75	0.00	52,670,497.03	0.00	83,456,042.34		
CONSULAR / ATN PROGRAM		0.00	0.00	0.00	0.00	296,782,778.83	(147,739,174.00)	0.00	0.00	0.00	149,043,604.83	12,718,652.73	10,538,608.09	17,707,519.99	45,063,668.80	86,028,449.61	5,449,496.09	7,146,064.77	11,089,040.31	32,621,486.50	56,306,087.67	0.00	63,015,155.22	0.00	29,722,361.94		


Certified Correct:

Certified Correct:

Recommending Approval By:

Approved By:


PAOLO V. DE LEON
Acting Budget Officer


MINDARADAT R. MAMAD
Chief Accountant


EMILIO T. FERNANDEZ
Assistant Secretary


MA. HELLEN B. DE LA VEGA
Undersecretary