

STATEMENT OF APPROPRIATIONS, ALLOTMENTS, OBLIGATIONS, DISBURSEMENTS AND BALANCES
As at the Quarter Ending September 30, 2024

Department : Department of Foreign Affairs (DFA)
 Agency/Entity : Office of the Secretary
 Operating Unit : Home Office
 Organization Code (UACS) : 12 001 1300085
 Fund Cluster : 01 - Regular Agency Fund

X	Current Year Appropriations
	Supplemental Appropriations
	Continuing Appropriations

(e.g. UACS Fund Cluster: 01-Regular Agency Fund, 02-Foreign Assisted Projects Fund, 03-Special Account-Locally Funded/Domestic Grants Fund, and 04-Special Account-Foreign Assisted/Foreign Grants Fund)

Particulars	UACS CODE	Appropriations					Allotments		Current Year Obligations							Current Year Disbursements				Balances			
		Authorized Appropriations	Adjustments (Transfer To/From, Modifications/ Augmentations)	Adjusted Appropriations	Allotments Received	Adjustments (Reductions, Modifications/ Augmentations)	Transfer To	Transfer From	Adjusted Allotments	1st Quarter Ending March 31	2nd Quarter Ending June 30	3rd Quarter Ending September 30	4th Quarter Ending December 31	Total	1st Quarter Ending March 31	2nd Quarter Ending June 30	3rd Quarter Ending September 30	4th Quarter Ending December 31	Total	Unreleased Appropriations	Unobligated Allotments	Unpaid Obligations (15-20)=(23+24)	
		3	4	5=(3+4)	6	7	8	9	10=(8+(-)7-8+9)	11	12	13	14	15=(11+12+13+14)	16	17	18	19	20=(16+17+18+19)	21	22	23	24
I. Agency Specific Budget		24,406,125,000.00	0.00	24,406,125,000.00	20,302,000,590.00	0.00	0.00	0.00	10,067,601,925.28	1,965,758,040.03	2,270,276,972.20	0.00	14,303,636,937.51	3,056,560,109.20	3,908,573,594.98	2,899,499,442.80	0.00	9,864,633,146.98	4,104,124,410.00	5,998,363,852.49	0.00	4,439,003,790.53	
General Administration and Support	1000000000000000	4,333,468,000.00	1,554,283,000.00	5,887,751,000.00	4,333,468,000.00	1,554,283,000.00	0.00	0.00	692,626,140.66	982,722,353.86	786,544,247.12	0.00	2,461,892,741.64	643,105,763.75	869,675,962.67	690,978,260.81	0.00	2,223,759,987.23	0.00	3,425,858,258.36	0.00	238,132,754.41	
General management and supervision	100000100001000	4,124,374,000.00	1,554,283,000.00	5,678,657,000.00	4,124,374,000.00	1,554,283,000.00	0.00	0.00	667,841,733.61	936,305,672.22	729,749,329.40	0.00	2,333,696,735.23	618,121,356.70	851,824,764.92	625,635,602.30	0.00	2,095,581,723.92	0.00	3,344,960,264.77	0.00	238,115,011.31	
PS		745,379,000.00	1,554,283,000.00	2,299,662,000.00	745,379,000.00	1,554,283,000.00	0.00	0.00	2,299,662,000.00	545,212,188.69	709,733,522.60	0.00	1,801,088,216.11	545,158,403.60	698,814,167.06	482,730,744.11	0.00	1,726,703,314.77	0.00	498,573,783.89	0.00	74,384,901.34	
MOOE		1,855,044,000.00	0.00	1,855,044,000.00	1,855,044,000.00	0.00	0.00	0.00	90,355,354.92	212,765,221.65	175,836,467.83	0.00	478,957,044.40	53,711,194.96	140,504,722.88	142,225,091.19	0.00	336,441,009.03	0.00	1,376,086,955.60	0.00	142,516,035.37	
CO		1,523,951,000.00	0.00	1,523,951,000.00	32,074,190.00	0.00	0.00	0.00	32,074,190.00	13,806,927.97	7,770,356.75	0.00	53,651,474.72	19,251,758.14	12,505,874.98	679,767.00	0.00	32,437,400.12	0.00	1,470,299,525.28	0.00	21,214,074.60	
Administration of Personnel Benefits	100000100002000	209,094,000.00	0.00	209,094,000.00	209,094,000.00	0.00	0.00	0.00	24,984,407.05	46,416,681.64	56,794,917.72	0.00	128,196,006.41	24,984,407.05	37,851,197.75	65,342,658.51	0.00	128,178,263.31	0.00	80,897,993.59	0.00	17,743.10	
PS		209,094,000.00	0.00	209,094,000.00	209,094,000.00	0.00	0.00	0.00	24,984,407.05	46,416,681.64	56,794,917.72	0.00	128,196,006.41	24,984,407.05	37,851,197.75	65,342,658.51	0.00	128,178,263.31	0.00	80,897,993.59	0.00	17,743.10	
Sub-Total, General Administration and Support		4,333,468,000.00	1,554,283,000.00	5,887,751,000.00	4,333,468,000.00	1,554,283,000.00	0.00	0.00	5,887,751,000.00	692,626,140.66	982,722,353.86	786,544,247.12	2,461,892,741.64	643,105,763.75	869,675,962.67	690,978,260.81	0.00	2,223,759,987.23	0.00	3,425,858,258.36	0.00	238,132,754.41	
PS		954,473,000.00	1,554,283,000.00	2,508,756,000.00	954,473,000.00	1,554,283,000.00	0.00	0.00	2,508,756,000.00	570,196,595.74	756,150,204.24	0.00	1,029,284,222.52	570,142,810.65	736,665,364.81	548,073,402.62	0.00	1,854,881,578.08	0.00	579,471,777.48	0.00	74,402,644.44	
MOOE		1,855,044,000.00	0.00	1,855,044,000.00	1,855,044,000.00	0.00	0.00	0.00	90,355,354.92	212,765,221.65	175,836,467.83	0.00	478,957,044.40	53,711,194.96	140,504,722.88	142,225,091.19	0.00	336,441,009.03	0.00	1,376,086,955.60	0.00	142,516,035.37	
FinEx (if Applicable)		0.00	0.00	0.00	0.00	0.00	0.00	0.00	0.00	0.00	0.00	0.00	0.00	0.00	0.00	0.00	0.00	0.00	0.00	0.00	0.00	0.00	
CO		1,523,951,000.00	0.00	1,523,951,000.00	1,523,951,000.00	0.00	0.00	0.00	32,074,190.00	13,806,927.97	7,770,356.75	0.00	53,651,474.72	19,251,758.14	12,505,874.98	679,767.00	0.00	32,437,400.12	0.00	1,470,299,525.28	0.00	21,214,074.60	
Support to Operations	2000000000000000	124,483,000.00	(98,614,000.00)	25,869,000.00	124,483,000.00	(98,614,000.00)	0.00	0.00	25,869,000.00	1,592,403.74	2,134,938.76	4,831,092.51	0.00	8,558,435.01	305,036.74	3,148,665.88	2,580,019.69	0.00	6,033,722.31	0.00	17,310,564.99	0.00	2,524,712.70
Legal services	200000100001000	56,239,000.00	(46,982,000.00)	9,257,000.00	56,239,000.00	(46,982,000.00)	0.00	0.00	9,257,000.00	271,687.85	798,453.49	786,814.81	0.00	1,856,956.15	62,187.85	792,150.81	825,565.64	0.00	1,679,904.30	0.00	7,400,043.85	0.00	177,051.85
PS		52,638,000.00	(46,982,000.00)	5,656,000.00	52,638,000.00	(46,982,000.00)	0.00	0.00	5,656,000.00	0.00	0.00	0.00	0.00	0.00	0.00	0.00	0.00	0.00	0.00	0.00	5,656,000.00	0.00	0.00
MOOE		3,601,000.00	0.00	3,601,000.00	3,601,000.00	0.00	0.00	0.00	271,687.85	798,453.49	786,814.81	0.00	1,856,956.15	62,187.85	792,150.81	825,565.64	0.00	1,679,904.30	0.00	1,744,043.85	0.00	177,051.85	
Coordination, integration, planning and monitoring of foreign policy	200000100002000	68,244,000.00	(51,632,000.00)	16,612,000.00	68,244,000.00	(51,632,000.00)	0.00	0.00	16,612,000.00	1,320,715.89	1,336,485.27	4,044,277.70	0.00	6,701,478.86	242,848.89	2,356,515.07	1,754,454.05	0.00	4,353,818.01	0.00	9,910,521.14	0.00	2,347,660.85
PS		57,429,000.00	(51,632,000.00)	5,797,000.00	57,429,000.00	(51,632,000.00)	0.00	0.00	5,797,000.00	0.00	0.00	0.00	0.00	0.00	0.00	0.00	0.00	0.00	0.00	0.00	5,797,000.00	0.00	0.00
MOOE		10,815,000.00	0.00	10,815,000.00	10,815,000.00	0.00	0.00	0.00	1,320,715.89	1,336,485.27	4,044,277.70	0.00	6,701,478.86	242,848.89	2,356,515.07	1,754,454.05	0.00	4,353,818.01	0.00	4,113,521.14	0.00	2,347,660.85	
Sub-Total, Support to Operations		124,483,000.00	(98,614,000.00)	25,869,000.00	124,483,000.00	(98,614,000.00)	0.00	0.00	25,869,000.00	1,592,403.74	2,134,938.76	4,831,092.51	0.00	8,558,435.01	305,036.74	3,148,665.88	2,580,019.69	0.00	6,033,722.31	0.00	17,310,564.99	0.00	2,524,712.70
PS		110,067,000.00	(98,614,000.00)	11,453,000.00	110,067,000.00	(98,614,000.00)	0.00	0.00	11,453,000.00	0.00	0.00	0.00	0.00	0.00	0.00	0.00	0.00	0.00	0.00	0.00	11,453,000.00	0.00	0.00
MOOE		14,416,000.00	0.00	14,416,000.00	14,416,000.00	0.00	0.00	0.00	1,592,403.74	2,134,938.76	4,831,092.51	0.00	8,558,435.01	305,036.74	3,148,665.88	2,580,019.69	0.00	6,033,722.31	0.00	5,857,564.99	0.00	2,524,712.70	
FinEx (if Applicable)		0.00	0.00	0.00	0.00	0.00	0.00	0.00	0.00	0.00	0.00	0.00	0.00	0.00	0.00	0.00	0.00	0.00	0.00	0.00	0.00	0.00	
CO		0.00	0.00	0.00	0.00	0.00	0.00	0.00	0.00	0.00	0.00	0.00	0.00	0.00	0.00	0.00	0.00	0.00	0.00	0.00	0.00	0.00	
Operations	3000000000000000	19,948,174,000.00	(1,455,669,000.00)	18,492,505,000.00	15,844,049,590.00	(1,455,669,000.00)	0.00	0.00	14,388,380,590.00	9,373,383,380.88	980,900,747.41	1,478,901,632.57	0.00	11,833,185,760.86	2,413,149,308.71	3,015,748,966.43	2,205,941,162.30	0.00	7,634,839,437.44	4,104,124,410.00	2,555,194,829.14	0.00	4,198,346,323.42
OO : Foreign relations strengthened to promote national development and international cooperation		10,621,033,000.00	(783,116,000.00)	9,837,917,000.00	10,574,932,590.00	(783,116,000.00)	0.00	0.00	9,791,816,590.00	6,870,265,587.65	725,644,928.21	833,888,697.67	0.00	8,429,799,213.53	1,769,742,128.90	2,107,881,548.73	1,393,320,519.48	0.00	5,270,944,197.11	46,100,410.00	1,362,017,376.47	0.00	3,158,855,016.42
DIPLOMACY PROGRAM		10,621,033,000.00	(783,116,000.00)	9,837,917,000.00	10,574,932,590.00	(783,116,000.00)	0.00	0.00	9,791,816,590.00	6,870,265,587.65	725,644,928.21	833,888,697.67	0.00	8,429,799,213.53	1,769,742,128.90	2,107,881,548.73	1,393,320,519.48	0.00	5,270,944,197.11	46,100,410.00	1,362,017,376.47	0.00	3,158,855,016.42
Formulation, coordination and supervision of foreign policy	310100100001000	3,035,926,000.00	(209,253,000.00)	2,826,673,000.00	2,989,825,590.00	(209,253,000.00)	0.00	0.00	2,780,572,590.00	1,854,753,649.38	438,534,345.32	192,834,065.52	0.00	2,486,122,060.20	673,245,444.73	290,303,710.30	39,817,738.57	0.00	1,003,366,893.60	46,100,410.00	294,450,529.80	0.00	1,482,755,166.60
PS		230,287,000.00	(209,253,000.00)	21,034,000.00	230,287,000.00	(209,253,000.00)	0.00	0.00	21,034,000.00	0.00	0.00	0.00	0.00	0.00	0.00	0.00	0.00	0.00	0.00	0.00	21,034,000.00	0.00	0.00
MOOE		2,805,639,000.00	0.00	2,805,639,000.00	2,759,538,590.00	0.00	0.00	0.00	2,759,538,590.00	1,854,753,649.38	438,534,345.32	192,834,065.52	0.00	2,486,122,060.20	673,245,444.73	290,303,710.30	39,817,738.57	0.00	1,003,366,893.60	46,100,410.00	273,416,529.80	0.00	1,482,755,166.60
Conduct of bilateral and multilateral relations in accordance with foreign																							

STATEMENT OF APPROPRIATIONS, ALLOTMENTS, OBLIGATIONS, DISBURSEMENTS AND BALANCES
As at the Quarter Ending September 30, 2024

Department : Department of Foreign Affairs (DFA)
 Agency/Entity : Office of the Secretary
 Operating Unit : Home Office
 Organization Code (UACS) : 12 001 1300085
 Fund Cluster : 01 - Regular Agency Fund

X	Current Year Appropriations
	Supplemental Appropriations
	Continuing Appropriations

(e.g. UACS Fund Cluster: 01-Regular Agency Fund, 02-Foreign Assisted Projects Fund, 03-Special Account-Locally Funded/Domestic Grants Fund, and 04-Special Account-Foreign Assisted/Foreign Grants Fund)

Particulars	UACS CODE	Appropriations			Allotments			Current Year Obligations					Current Year Disbursements					Balances					
		Authorized Appropriations	Adjustments (Transfer To/From, Modifications/ Augmentations)	Adjusted Appropriations	Allotments Received	Adjustments (Reductions, Modifications/ Augmentations)	Transfer To	Transfer From	Adjusted Allotments	1st Quarter Ending March 31	2nd Quarter Ending June 30	3rd Quarter Ending September 30	4th Quarter Ending December 31	Total	1st Quarter Ending March 31	2nd Quarter Ending June 30	3rd Quarter Ending September 30	4th Quarter Ending December 31	Total	Unreleased Appropriations	Unobligated Allotments	Unpaid Obligations (15-20)=(23+24)	
1	2	3	4	5=(3+4)	6	7	8	9	10=([6+]-[7]-8+9)	11	12	13	14	15=(11+12+13+14)	16	17	18	19	20=(16+17+18+19)	21	22	23	24
III. Special Purpose Fund		0.00	230,085,518.00	230,085,518.00	0.00	230,085,518.00	0.00	0.00	230,085,518.00	0.00	28,004,531.59	161,637,373.60	0.00	189,641,905.19	0.00	21,099,048.23	73,989,111.09	0.00	95,088,159.32	0.00	40,443,612.81	0.00	94,553,745.87
Miscellaneous Personnel Benefits Fund		0.00	115,387,000.00	115,387,000.00	0.00	115,387,000.00	0.00	0.00	115,387,000.00	0.00	0.00	74,943,391.16	0.00	74,943,391.16	0.00	0.00	0.00	0.00	0.00	0.00	40,443,608.84	0.00	74,943,391.16
PS		0.00	115,387,000.00	115,387,000.00	0.00	115,387,000.00	0.00	0.00	115,387,000.00	0.00	0.00	74,943,391.16	0.00	74,943,391.16	0.00	0.00	0.00	0.00	0.00	0.00	40,443,608.84	0.00	74,943,391.16
Pension and Gratuity Fund		0.00	34,491,307.00	34,491,307.00	0.00	34,491,307.00	0.00	0.00	34,491,307.00	0.00	28,004,531.59	6,486,771.93	0.00	34,491,303.52	0.00	21,099,048.23	0.00	0.00	21,099,048.23	0.00	3.48	0.00	13,392,255.29
PS		0.00	34,491,307.00	34,491,307.00	0.00	34,491,307.00	0.00	0.00	34,491,307.00	0.00	28,004,531.59	6,486,771.93	0.00	34,491,303.52	0.00	21,099,048.23	0.00	0.00	21,099,048.23	0.00	3.48	0.00	13,392,255.29
For payment of Personnel Benefits		0.00	80,207,211.00	80,207,211.00	0.00	80,207,211.00	0.00	0.00	80,207,211.00	0.00	0.00	80,207,210.51	0.00	80,207,210.51	0.00	0.00	73,989,111.09	0.00	73,989,111.09	0.00	0.49	0.00	6,218,099.42
PS		0.00	80,207,211.00	80,207,211.00	0.00	80,207,211.00	0.00	0.00	80,207,211.00	0.00	0.00	80,207,210.51	0.00	80,207,210.51	0.00	0.00	73,989,111.09	0.00	73,989,111.09	0.00	0.49	0.00	6,218,099.42
Sub-Total III. Special Purpose Fund		0.00	230,085,518.00	230,085,518.00	0.00	230,085,518.00	0.00	0.00	230,085,518.00	0.00	28,004,531.59	161,637,373.60	0.00	189,641,905.19	0.00	21,099,048.23	73,989,111.09	0.00	95,088,159.32	0.00	40,443,612.81	0.00	94,553,745.87
PS		0.00	230,085,518.00	230,085,518.00	0.00	230,085,518.00	0.00	0.00	230,085,518.00	0.00	28,004,531.59	161,637,373.60	0.00	189,641,905.19	0.00	21,099,048.23	73,989,111.09	0.00	95,088,159.32	0.00	40,443,612.81	0.00	94,553,745.87
MOOE		0.00	0.00	0.00	0.00	0.00	0.00	0.00	0.00	0.00	0.00	0.00	0.00	0.00	0.00	0.00	0.00	0.00	0.00	0.00	0.00	0.00	0.00
FinEx		0.00	0.00	0.00	0.00	0.00	0.00	0.00	0.00	0.00	0.00	0.00	0.00	0.00	0.00	0.00	0.00	0.00	0.00	0.00	0.00	0.00	0.00
CO		0.00	0.00	0.00	0.00	0.00	0.00	0.00	0.00	0.00	0.00	0.00	0.00	0.00	0.00	0.00	0.00	0.00	0.00	0.00	0.00	0.00	0.00
IV. Reversion of the Unobligated Allotments charged against R.A. Nos. 11485 and 11494		0.00	0.00	0.00	0.00	0.00	0.00	0.00	0.00	0.00	0.00	0.00	0.00	0.00	0.00	0.00	0.00	0.00	0.00	0.00	0.00	0.00	0.00
GRAND TOTAL		24,637,845,000.00	240,600,518.00	24,878,445,518.00	20,544,235,590.00	230,085,518.00	0.00	0.00	20,774,321,108.00	10,125,848,220.20	2,053,022,430.07	2,490,113,411.29	0.00	14,668,984,061.56	3,114,806,404.12	3,950,447,350.82	3,019,429,248.39	0.00	10,084,683,003.33	4,104,124,410.00	6,105,337,046.44	0.00	4,584,301,058.23
PS		8,773,840,000.00	240,600,518.00	9,014,440,518.00	8,784,355,000.00	230,085,518.00	0.00	0.00	9,014,440,518.00	4,906,805,945.17	953,844,623.27	1,531,288,066.82	0.00	7,391,938,635.26	1,725,989,636.75	2,636,249,864.02	2,103,810,716.66	0.00	6,486,050,217.43	4,104,124,410.00	1,622,501,882.74	0.00	925,888,417.83
MOOE		13,953,423,000.00	0.00	13,953,423,000.00	9,849,298,590.00	0.00	0.00	9,849,298,590.00	4,975,195,085.03	957,323,654.86	920,508,265.75	0.00	6,853,027,005.64	1,354,246,409.28	1,265,352,611.34	912,727,287.88	0.00	3,532,326,308.50	4,104,124,410.00	2,996,271,584.36	0.00	3,320,700,697.14	
CO		1,910,582,000.00	0.00	1,910,582,000.00	1,910,582,000.00	0.00	0.00	1,910,582,000.00	243,847,190.00	141,854,151.94	38,317,078.72	0.00	424,018,420.66	34,570,358.09	48,844,875.46	2,891,243.85	0.00	86,306,477.40	0.00	1,486,563,579.34	0.00	337,711,943.26	
Recapitulation by OO:																							
I. Agency Specific Budget		19,948,174,000.00	(1,455,869,000.00)	18,492,505,000.00	15,844,049,590.00	(1,455,869,000.00)	0.00	0.00	14,388,380,590.00	9,373,363,380.88	980,900,747.41	1,478,901,632.57	0.00	11,833,185,760.86	2,413,149,308.71	3,015,748,966.43	2,205,941,162.30	0.00	7,634,839,437.44	4,104,124,410.00	2,555,194,829.14	0.00	4,198,346,323.42
DIPLOMACY PROGRAM		10,621,033,000.00	(783,116,000.00)	9,837,917,000.00	10,574,932,590.00	(783,116,000.00)	0.00	0.00	9,791,816,590.00	6,870,265,587.65	725,644,928.21	833,888,697.67	0.00	8,429,799,213.53	1,769,742,128.90	2,107,881,548.73	1,393,320,519.48	0.00	5,270,944,197.11	46,100,410.00	1,362,017,376.47	0.00	3,158,855,016.42
CONSULAR / ATN PROGRAM		9,327,141,000.00	(672,553,000.00)	8,654,588,000.00	5,269,117,000.00	(672,553,000.00)	0.00	0.00	4,596,564,000.00	2,503,117,793.23	255,255,819.20	645,012,934.90	0.00	3,403,386,547.33	643,407,179.81	907,867,417.70	812,620,642.82	0.00	2,383,895,240.33	4,058,024,000.00	1,193,177,452.67	0.00	1,039,491,307.00

This report was generated using the Unified Reporting System on October 31, 2024 9:16 AM. Status : SUBMITTED


Certified Correct:


Certified Correct:


Recommending Approval By:

Approved By:


PAOLO V. DE LEON
 Acting Budget Officer
 Date: 31 October 2024


MINDARADAT R. MAMAD
 Chief Accountant
 Date: 31 October 2024


DOMINGO P. NOLASCO
 Assistant Secretary
 Date: 31 October 2024


ANTONIO A. MORALES
 Undersecretary

STATEMENT OF APPROPRIATIONS, ALLOTMENTS, OBLIGATIONS, DISBURSEMENTS AND BALANCES
As at the Quarter Ending September 30, 2024

Department : Department of Foreign Affairs (DFA)
 Agency/Entity : Office of the Secretary
 Operating Unit : Home Office
 Organization Code (UACS) : 12 001 1300085
 Fund Cluster : 01 - Regular Agency Fund

	Current Year Appropriations
	Supplemental Appropriations
X	Continuing Appropriations

(e.g. UACS Fund Cluster: 01-Regular Agency Fund, 02-Foreign Assisted Projects Fund, 03-Special Account-Locally Funded/Domestic Grants Fund, and 04-Special Account-Foreign Assisted/Foreign Grants Fund)

Particulars	UACS CODE	Appropriations		Allotments							Current Year Obligations					Current Year Disbursements				Balances				
		Authorized Appropriations	Adjusted Appropriations	Allotments		Adjusted Allotments	Transfer To	Transfer From	1st Quarter Ending March 31	2nd Quarter Ending June 30	3rd Quarter Ending September 30	4th Quarter Ending December 31	Total	1st Quarter Ending March 31	2nd Quarter Ending June 30	3rd Quarter Ending September 30	4th Quarter Ending December 31	Total	Unused Funds		Unpaid Obligations (16-21)=(24+25)			
				SARO	Unobligated														Unreleased Appropriations	Unobligated Allotments	Due and Demandable	Not Yet Due and Demandable		
Unreleased Appropriations		3,885,242,227.00	2,675,160.00	3,912,000,387.00	1,151,835,762.00	0.00	2,675,160.00	0.00	1,151,835,762.00	31,079,836.56	590,483,536.00	558,813,254.94	0.00	1,178,376,627.50	0.00	583,649,136.00	503,190,662.50	0.00	1,086,839,798.50	2,733,806,465.00	17,294.50	0.00	91,536,829.00	
I. Agency Specific Budget		3,885,242,227.00	0.00	3,885,242,227.00	1,151,835,762.00	0.00	0.00	0.00	1,151,835,762.00	31,079,836.56	582,188,376.00	538,350,254.94	0.00	1,151,818,467.50	0.00	578,151,976.00	503,190,662.50	0.00	1,081,342,838.50	2,733,806,465.00	17,294.50	0.00	70,275,829.00	
General Administration and Support	1000000000000000	0.00	0.00	0.00	0.00	0.00	0.00	0.00	0.00	0.00	0.00	0.00	0.00	0.00	0.00	0.00	0.00	0.00	0.00	0.00	0.00	0.00	0.00	
General management and supervision	100000100001000	0.00	0.00	0.00	0.00	0.00	0.00	0.00	0.00	0.00	0.00	0.00	0.00	0.00	0.00	0.00	0.00	0.00	0.00	0.00	0.00	0.00	0.00	
MOOE		0.00	0.00	0.00	0.00	0.00	0.00	0.00	0.00	0.00	0.00	0.00	0.00	0.00	0.00	0.00	0.00	0.00	0.00	0.00	0.00	0.00	0.00	
Sub-Total, General Administration and Support		0.00	0.00	0.00	0.00	0.00	0.00	0.00	0.00	0.00	0.00	0.00	0.00	0.00	0.00	0.00	0.00	0.00	0.00	0.00	0.00	0.00	0.00	
PS		0.00	0.00	0.00	0.00	0.00	0.00	0.00	0.00	0.00	0.00	0.00	0.00	0.00	0.00	0.00	0.00	0.00	0.00	0.00	0.00	0.00	0.00	
MOOE		0.00	0.00	0.00	0.00	0.00	0.00	0.00	0.00	0.00	0.00	0.00	0.00	0.00	0.00	0.00	0.00	0.00	0.00	0.00	0.00	0.00	0.00	
FinEx (if Applicable)		0.00	0.00	0.00	0.00	0.00	0.00	0.00	0.00	0.00	0.00	0.00	0.00	0.00	0.00	0.00	0.00	0.00	0.00	0.00	0.00	0.00	0.00	
CO		0.00	0.00	0.00	0.00	0.00	0.00	0.00	0.00	0.00	0.00	0.00	0.00	0.00	0.00	0.00	0.00	0.00	0.00	0.00	0.00	0.00	0.00	
Operations	3000000000000000	3,885,242,227.00	0.00	3,885,242,227.00	1,151,835,762.00	0.00	0.00	0.00	1,151,835,762.00	31,079,836.56	582,188,376.00	538,350,254.94	0.00	1,151,818,467.50	0.00	578,151,976.00	503,190,662.50	0.00	1,081,342,838.50	2,733,806,465.00	17,294.50	0.00	70,275,829.00	
OO : Foreign relations strengthened to promote national development and international cooperation		46,034,227.00	0.00	46,034,227.00	41,030,066.00	0.00	0.00	0.00	41,030,066.00	31,079,836.56	5,036,400.00	4,896,534.94	0.00	41,012,771.50	0.00	1,000,000.00	3,077,800.00	0.00	4,077,800.00	5,004,161.00	17,294.50	0.00	36,934,971.50	
DIPLOMACY PROGRAM		46,034,227.00	0.00	46,034,227.00	41,030,066.00	0.00	0.00	0.00	41,030,066.00	31,079,836.56	5,036,400.00	4,896,534.94	0.00	41,012,771.50	0.00	1,000,000.00	3,077,800.00	0.00	4,077,800.00	5,004,161.00	17,294.50	0.00	36,934,971.50	
Formulation, coordination and supervision of foreign policy	310100100001000	46,034,227.00	0.00	46,034,227.00	41,030,066.00	0.00	0.00	0.00	41,030,066.00	31,079,836.56	5,036,400.00	4,896,534.94	0.00	41,012,771.50	0.00	1,000,000.00	3,077,800.00	0.00	4,077,800.00	5,004,161.00	17,294.50	0.00	36,934,971.50	
MOOE		46,034,227.00	0.00	46,034,227.00	41,030,066.00	0.00	0.00	0.00	41,030,066.00	31,079,836.56	5,036,400.00	4,896,534.94	0.00	41,012,771.50	0.00	1,000,000.00	3,077,800.00	0.00	4,077,800.00	5,004,161.00	17,294.50	0.00	36,934,971.50	
OO : Overseas Filipinos protected and engaged, and consular services improved		3,839,208,000.00	0.00	3,839,208,000.00	1,110,605,696.00	0.00	0.00	0.00	1,110,605,696.00	0.00	577,151,976.00	533,453,720.00	0.00	1,110,605,696.00	0.00	577,151,976.00	500,112,862.50	0.00	1,077,264,838.50	2,728,602,304.00	0.00	0.00	33,340,857.50	
CONSULAR / ATN PROGRAM		3,839,208,000.00	0.00	3,839,208,000.00	1,110,605,696.00	0.00	0.00	0.00	1,110,605,696.00	0.00	577,151,976.00	533,453,720.00	0.00	1,110,605,696.00	0.00	577,151,976.00	500,112,862.50	0.00	1,077,264,838.50	2,728,602,304.00	0.00	0.00	33,340,857.50	
Provision of consular services including issuance of passports, visas and other consular documents	320100100001000	3,839,208,000.00	0.00	3,839,208,000.00	1,110,605,696.00	0.00	0.00	0.00	1,110,605,696.00	0.00	577,151,976.00	533,453,720.00	0.00	1,110,605,696.00	0.00	577,151,976.00	500,112,862.50	0.00	1,077,264,838.50	2,728,602,304.00	0.00	0.00	33,340,857.50	
MOOE		3,839,208,000.00	0.00	3,839,208,000.00	1,110,605,696.00	0.00	0.00	0.00	1,110,605,696.00	0.00	577,151,976.00	533,453,720.00	0.00	1,110,605,696.00	0.00	577,151,976.00	500,112,862.50	0.00	1,077,264,838.50	2,728,602,304.00	0.00	0.00	33,340,857.50	
Sub-Total, Operations		3,885,242,227.00	0.00	3,885,242,227.00	1,151,835,762.00	0.00	0.00	0.00	1,151,835,762.00	31,079,836.56	582,188,376.00	538,350,254.94	0.00	1,151,818,467.50	0.00	578,151,976.00	503,190,662.50	0.00	1,081,342,838.50	2,733,806,465.00	17,294.50	0.00	70,275,829.00	
PS		0.00	0.00	0.00	0.00	0.00	0.00	0.00	0.00	0.00	0.00	0.00	0.00	0.00	0.00	0.00	0.00	0.00	0.00	0.00	0.00	0.00	0.00	
MOOE		3,885,242,227.00	0.00	3,885,242,227.00	1,151,835,762.00	0.00	0.00	0.00	1,151,835,762.00	31,079,836.56	582,188,376.00	538,350,254.94	0.00	1,151,818,467.50	0.00	578,151,976.00	503,190,662.50	0.00	1,081,342,838.50	2,733,806,465.00	17,294.50	0.00	70,275,829.00	
FinEx (if Applicable)		0.00	0.00	0.00	0.00	0.00	0.00	0.00	0.00	0.00	0.00	0.00	0.00	0.00	0.00	0.00	0.00	0.00	0.00	0.00	0.00	0.00	0.00	
CO		0.00	0.00	0.00	0.00	0.00	0.00	0.00	0.00	0.00	0.00	0.00	0.00	0.00	0.00	0.00	0.00	0.00	0.00	0.00	0.00	0.00	0.00	
Sub-Total, I. Agency Specific Budget		3,885,242,227.00	0.00	3,885,242,227.00	1,151,835,762.00	0.00	0.00	0.00	1,151,835,762.00	31,079,836.56	582,188,376.00	538,350,254.94	0.00	1,151,818,467.50	0.00	578,151,976.00	503,190,662.50	0.00	1,081,342,838.50	2,733,806,465.00	17,294.50	0.00	70,275,829.00	
PS		0.00	0.00	0.00	0.00	0.00	0.00	0.00	0.00	0.00	0.00	0.00	0.00	0.00	0.00	0.00	0.00	0.00	0.00	0.00	0.00	0.00	0.00	
MOOE		3,885,242,227.00	0.00	3,885,242,227.00	1,151,835,762.00	0.00	0.00	0.00	1,151,835,762.00	31,079,836.56	582,188,376.00	538,350,254.94	0.00	1,151,818,467.50	0.00	578,151,976.00	503,190,662.50	0.00	1,081,342,838.50	2,733,806,465.00	17,294.50	0.00	70,275,829.00	
FinEx (if Applicable)		0.00	0.00	0.00	0.00	0.00	0.00	0.00	0.00	0.00	0.00	0.00	0.00	0.00	0.00	0.00	0.00	0.00	0.00	0.00	0.00	0.00	0.00	
CO		0.00	0.00	0.00	0.00	0.00	0.00	0.00	0.00	0.00	0.00	0.00	0.00	0.00	0.00	0.00	0.00	0.00	0.00	0.00	0.00	0.00	0.00	
II. Special Purpose Fund		0.00	26,758,160.00	26,758,160.00	0.00	0.00	26,758,160.00	0.00	26,758,160.00	0.00	8,295,160.00	18,463,000.00	0.00	26,758,160.00	0.00	5,497,160.00	0.00	0.00	5,497,160.00	0.00	0.00	0.00	0.00	21,261,000.00
Contingent Fund	402	0.00	26,758,160.00	26,758,160.00	0.00	0.00	26,758,160.00	0.00	26,758,160.00	0.00	8,295,160.00	18,463,000.00	0.00	26,758,160.00	0.00	5,497,160.00	0.00	0.00	5,497,160.00	0.00	0.00	0.00	0.00	21,261,000.00
MOOE		0.00	26,758,160.00	26,758,160.00	0.00	0.00	26,758,160.00	0.00	26,758,160.00	0.00	8,295,160.00	18,463,000.00	0.00	26,758,160.00	0.00	5,497,160.00	0.00	0.00	5,497,160.00	0.00	0.00	0.00	0.00	21,261,000.00
Unobligated Allotment		0.00	0.00	0.00	0.00	0.00	0.00	0.00	0.00	0.00	0.00	0.00	0.00	0.00	0.00	0.00	0.00	0.00	0.00	0.00	0.00	0.00	0.00	
I. Agency Specific Budget		0.00	0.00	0.00	0.00	0.00	0.00	0.00	0.00	0.00	981,953,948.00	134,643,451.20	51,070,182.81	49,032,328.85	0.00	234,745,962.66	7,721,848.44	15,192,950.27	34,822,312.24	57,537,110.95	747,207,985.34	0.00	177,208,851.71	
General Administration and Support	1000000000000000	0.00	0.00	0.00	0.00	0.00	470,213,060.37	168,500,000.00	0.00	0.00	638,713,060.37	59,151,627.81	3,845,301.63	22,201,709.36	0.00									


STATEMENT OF APPROPRIATIONS, ALLOTMENTS, OBLIGATIONS, DISBURSEMENTS AND BALANCES
As at the Quarter Ending September 30, 2024

Department : Department of Foreign Affairs (DFA)
Agency/Entity : Office of the Secretary
Operating Unit : Home Office
Organization Code (UACS) : 12 001 1300085
Fund Cluster : 01 - Regular Agency Fund


	Current Year Appropriations
	Supplemental Appropriations
X	Continuing Appropriations

(e.g. UACS Fund Cluster: 01-Regular Agency Fund, 02-Foreign Assisted Projects Fund, 03-Special Account-Locally Funded/Domestic Grants Fund, and 04-Special Account-Foreign Assisted/Foreign Grants Fund)

Particulars	UACS CODE	Appropriations			Allotments						Current Year Obligations					Current Year Disbursements					Balances				
		Authorized Appropriations	Adjustments (Transfer To/From, Modifications/ Augmentations)	Adjusted Appropriations	Allotments		Adjustments (Reductions, Modifications/ Augmentations)	Transfer To	Transfer From	Adjusted Allotments	1st Quarter Ending March 31	2nd Quarter Ending June 30	3rd Quarter Ending September 30	4th Quarter Ending December 31	Total	1st Quarter Ending March 31	2nd Quarter Ending June 30	3rd Quarter Ending September 30	4th Quarter Ending December 31	Total	Unused Funds		Unpaid Obligations (18-21)-(24+25)		
					SARO	Unobligated															Unreleased Appropriations	Unobligated Allotments	Due and Demandable	Not Yet Due and Demandable	
Protection of the rights and promotion of welfare of overseas Filipinos	320100100002000	0.00	0.00	0.00	0.00	224,581,250.43	(147,739,174.00)	0.00	0.00	76,842,076.43	1,681,800.00	1,638,071.75	11,045,029.29	0.00	14,364,901.04	1,681,800.00	849,678.03	4,992,719.89	0.00	7,524,197.92	0.00	62,477,175.39	0.00	6,840,703.12	
MOOE		0.00	0.00	0.00	0.00	224,581,250.43	(147,739,174.00)	0.00	0.00	76,842,076.43	1,681,800.00	1,638,071.75	11,045,029.29	0.00	14,364,901.04	1,681,800.00	849,678.03	4,992,719.89	0.00	7,524,197.92	0.00	62,477,175.39	0.00	6,840,703.12	
Sub-Total, Operations		0.00	0.00	0.00	0.00	509,155,950.95	(169,500,000.00)	0.00	0.00	339,655,950.95	75,380,662.21	47,081,975.52	25,995,954.30	0.00	148,458,592.03	7,610,687.26	14,799,597.08	21,587,419.33	0.00	43,997,703.67	0.00	191,197,358.92	0.00	104,460,888.36	
PS		0.00	0.00	0.00	0.00	0.00	0.00	0.00	0.00	0.00	0.00	0.00	0.00	0.00	0.00	0.00	0.00	0.00	0.00	0.00	0.00	0.00	0.00	0.00	0.00
MOOE		0.00	0.00	0.00	0.00	439,420,255.71	(168,501,000.00)	0.00	0.00	270,919,255.71	73,498,662.21	16,206,975.52	22,738,954.30	0.00	112,444,592.03	7,610,687.26	14,799,597.08	21,587,419.33	0.00	43,997,703.67	0.00	158,474,663.68	0.00	68,446,888.36	
FinEx (if Applicable)		0.00	0.00	0.00	0.00	2,688,189.19	0.00	0.00	0.00	2,688,189.19	0.00	0.00	0.00	0.00	0.00	0.00	0.00	0.00	0.00	0.00	0.00	2,688,189.19	0.00	0.00	
CO		0.00	0.00	0.00	0.00	67,047,506.05	(999,000.00)	0.00	0.00	66,048,506.05	1,882,000.00	30,875,000.00	3,257,000.00	0.00	36,014,000.00	0.00	0.00	0.00	0.00	0.00	0.00	30,034,506.05	0.00	36,014,000.00	
Sub-Total, I. Agency Specific Budget		0.00	0.00	0.00	0.00	981,953,948.00	0.00	0.00	0.00	981,953,948.00	134,643,451.20	51,070,182.81	49,032,328.65	0.00	234,745,962.66	7,721,848.44	15,192,950.27	34,622,312.24	0.00	57,537,110.95	0.00	747,207,985.34	0.00	177,208,851.71	
PS		0.00	0.00	0.00	0.00	0.00	0.00	0.00	0.00	0.00	0.00	0.00	0.00	0.00	0.00	0.00	0.00	0.00	0.00	0.00	0.00	0.00	0.00	0.00	
MOOE		0.00	0.00	0.00	0.00	475,387,763.08	999,000.00	0.00	0.00	476,386,763.08	73,816,198.19	16,817,990.65	37,638,643.19	0.00	128,272,832.03	7,721,848.44	15,192,950.27	33,560,471.24	0.00	56,475,269.95	0.00	348,113,931.05	0.00	71,797,562.08	
FinEx (if Applicable)		0.00	0.00	0.00	0.00	2,688,418.42	0.00	0.00	0.00	2,688,418.42	0.00	0.00	0.00	0.00	0.00	0.00	0.00	0.00	0.00	0.00	0.00	2,688,418.42	0.00	0.00	
CO		0.00	0.00	0.00	0.00	503,877,766.50	(999,000.00)	0.00	0.00	502,878,766.50	60,827,253.01	34,252,192.16	11,393,685.46	0.00	106,473,130.63	0.00	0.00	1,061,841.00	0.00	1,061,841.00	0.00	396,405,635.87	0.00	105,411,289.63	
GRAND TOTAL		3,885,242,227.00	26,758,160.00	3,912,000,387.00	1,151,635,762.00	981,953,948.00	26,758,160.00	0.00	0.00	2,160,347,870.00	165,723,287.76	641,553,718.81	605,845,583.59	0.00	1,413,122,590.16	7,721,848.44	598,842,086.27	537,812,974.74	0.00	1,144,376,909.45	2,733,606,465.00	747,225,279.84	0.00	268,745,680.71	
PS		0.00	0.00	0.00	0.00	0.00	0.00	0.00	0.00	0.00	0.00	0.00	0.00	0.00	0.00	0.00	0.00	0.00	0.00	0.00	0.00	0.00	0.00	0.00	
MOOE		3,885,242,227.00	26,758,160.00	3,912,000,387.00	1,151,635,762.00	475,387,763.08	27,757,160.00	0.00	0.00	1,654,780,685.08	104,896,034.75	607,301,526.65	594,451,898.13	0.00	1,306,649,459.53	7,721,848.44	598,842,086.27	536,751,133.74	0.00	1,143,315,068.45	2,733,606,465.00	348,131,225.55	0.00	163,334,391.08	
FinEx (if Applicable)		0.00	0.00	0.00	0.00	2,688,418.42	0.00	0.00	0.00	2,688,418.42	0.00	0.00	0.00	0.00	0.00	0.00	0.00	0.00	0.00	0.00	0.00	2,688,418.42	0.00	0.00	
CO		0.00	0.00	0.00	0.00	503,877,766.50	(999,000.00)	0.00	0.00	502,878,766.50	60,827,253.01	34,252,192.16	11,393,685.46	0.00	106,473,130.63	0.00	0.00	1,061,841.00	0.00	1,061,841.00	0.00	396,405,635.87	0.00	105,411,289.63	
Recapitulation by OO:																									
Unreleased Appropriations		3,885,242,227.00	0.00	3,885,242,227.00	1,151,635,762.00	0.00	0.00	0.00	0.00	1,151,635,762.00	31,079,836.56	582,188,376.00	538,350,254.94	0.00	1,151,618,467.50	0.00	578,151,976.00	503,190,662.50	0.00	1,081,342,638.50	2,733,606,465.00	17,294.50	0.00	70,275,829.00	
I. Agency Specific Budget		3,885,242,227.00	0.00	3,885,242,227.00	1,151,635,762.00	0.00	0.00	0.00	0.00	1,151,635,762.00	31,079,836.56	582,188,376.00	538,350,254.94	0.00	1,151,618,467.50	0.00	578,151,976.00	503,190,662.50	0.00	1,081,342,638.50	2,733,606,465.00	17,294.50	0.00	70,275,829.00	
DIPLOMACY PROGRAM		46,034,227.00	0.00	46,034,227.00	41,030,066.00	0.00	0.00	0.00	0.00	41,030,066.00	31,079,836.56	5,036,400.00	4,896,534.94	0.00	41,012,771.50	0.00	1,000,000.00	3,077,800.00	0.00	4,077,800.00	5,004,161.00	17,294.50	0.00	36,934,971.50	
CONSULAR / ATN PROGRAM		3,839,208,000.00	0.00	3,839,208,000.00	1,110,605,696.00	0.00	0.00	0.00	0.00	1,110,605,696.00	0.00	577,151,976.00	533,453,720.00	0.00	1,110,605,696.00	0.00	577,151,976.00	500,112,862.50	0.00	1,077,264,838.50	2,728,602,304.00	0.00	0.00	33,340,857.50	
Unobligated Allotment		0.00	0.00	0.00	0.00	509,155,950.95	(169,500,000.00)	0.00	0.00	339,655,950.95	75,380,662.21	47,081,975.52	25,995,954.30	0.00	148,458,592.03	7,610,687.26	14,799,597.08	21,587,419.33	0.00	43,997,703.67	0.00	191,197,358.92	0.00	104,460,888.36	
I. Agency Specific Budget		0.00	0.00	0.00	0.00	509,155,950.95	(169,500,000.00)	0.00	0.00	339,655,950.95	75,380,662.21	47,081,975.52	25,995,954.30	0.00	148,458,592.03	7,610,687.26	14,799,597.08	21,587,419.33	0.00	43,997,703.67	0.00	191,197,358.92	0.00	104,460,888.36	
DIPLOMACY PROGRAM		0.00	0.00	0.00	0.00	212,373,172.12	(21,760,826.00)	0.00	0.00	190,612,346.12	62,662,009.48	36,543,367.43	8,288,434.31	0.00	107,493,811.22	2,161,191.17	7,653,532.31	10,498,379.02	0.00	20,313,102.50	0.00	83,118,534.90	0.00	87,180,708.72	
CONSULAR / ATN PROGRAM		0.00	0.00	0.00	0.00	296,782,778.83	(147,739,174.00)	0.00	0.00	149,043,604.83	12,718,652.73	10,538,608.09	17,707,519.99	0.00	40,964,780.81	5,449,496.09	7,146,064.77	11,089,040.31	0.00	23,684,601.17	0.00	108,078,824.02	0.00	17,280,179.64	

Certified Correct:  PAOLO V. DE LEON
Acting Budget Officer

Certified Correct:  MINDARADAT R. MAMAD
Chief Accountant

Recommending Approval By:  DOMINGO P. NOLASCO
Assistant Secretary

Approved By:  ANTONIO A. MORALES
Undersecretary