

**SUMMARY OF APPROPRIATIONS, ALLOTMENTS, OBLIGATIONS, DISBURSEMENTS AND BALANCES BY OBJECT OF EXPENDITURES**  
As at the Quarter Ending March 31, 2024

Department : Department of Foreign Affairs (DFA)  
Agency/Entity : Office of the Secretary  
Operating Unit : Home Office  
Organization Code (UACS) : 12 001 1300085  
Fund Cluster : 01 - Regular Agency Fund

X Current Year Appropriations  
Supplemental Appropriations  
Continuing Appropriations

(e.g. UACS Fund Cluster: 01-Regular Agency Fund, 02-Foreign Assisted Projects Fund, 03-Special Account-Locally Funded/Domestic Grants Fund, and 04-Special Account-Foreign Assisted/Foreign Grants Fund)

Particulars	UACS CODE	Appropriations					Allotments		Obligations							Disbursements				Balances			
		Authorized Appropriations	Adjustments (Transfer To/From, Modifications/Augmentations)	Adjusted Appropriations	Allotments Received	Adjustments (Reductions, Modifications/Augmentations)	Transfer To	Transfer From	Adjusted Allotments	1st Quarter Ending March 31	2nd Quarter Ending June 30	3rd Quarter Ending September 30	4th Quarter Ending December 31	Total	1st Quarter Ending March 31	2nd Quarter Ending June 30	3rd Quarter Ending September 30	4th Quarter Ending December 31	Total	Unreleased Appropriations	Unobligated Allotments	Unpaid Obligations (15-20)=(23+24)	
1	2	3	4	5=(3+4)	6	7	8	9	10=(6+(-17)-8+9)	11	12	13	14	15=(11+12+13+14)	16	17	18	19	20=(16+17+18+19)	21=(5-10)	22=(10-15)	23	24
<b>SUMMARY</b>		24,637,845,000.00	815,212.00	24,638,660,212.00	20,532,936,609.00	815,212.00	0.00	0.00	20,533,751,821.00	10,125,848,220.20	0.00	0.00	0.00	10,125,848,220.20	3,114,806,404.12	0.00	0.00	0.00	3,114,806,404.12	4,104,908,391.00	10,407,903,600.80	0.00	7,011,041,816.08
<b>A. AGENCY SPECIFIC BUDGET</b>		24,406,125,000.00	0.00	24,406,125,000.00	20,381,216,869.00	0.00	0.00	0.00	20,301,216,869.00	10,067,601,925.28	0.00	0.00	0.00	10,067,601,925.28	3,056,560,109.20	0.00	0.00	0.00	3,056,560,109.20	4,104,908,391.00	10,233,814,683.72	0.00	7,011,041,816.08
<b>Personnel Services</b>		8,542,120,000.00	0.00	8,542,120,000.00	8,542,120,000.00	0.00	0.00	0.00	8,542,120,000.00	4,848,559,850.25	0.00	0.00	0.00	4,848,559,850.25	1,867,743,341.83	0.00	0.00	0.00	1,867,743,341.83	0.00	3,693,560,349.75	0.00	3,180,816,308.42
<b>Salaries and Wages</b>		1,947,392,000.00	(20,200,000.00)	1,927,192,000.00	1,947,392,000.00	(20,200,000.00)	0.00	0.00	1,927,192,000.00	490,789,338.90	0.00	0.00	0.00	490,789,338.90	490,469,675.41	0.00	0.00	0.00	490,469,675.41	0.00	1,436,402,661.10	0.00	319,663.49
Salaries and Wages - Regular	5010101000	1,930,987,000.00	(3,795,000.00)	1,927,192,000.00	1,930,987,000.00	(3,795,000.00)	0.00	0.00	1,927,192,000.00	490,789,338.90	0.00	0.00	0.00	490,789,338.90	490,469,675.41	0.00	0.00	0.00	490,469,675.41	0.00	1,436,402,661.10	0.00	319,663.49
Basic Salary - Civilian	5010101001	1,930,987,000.00	(3,795,000.00)	1,927,192,000.00	1,930,987,000.00	(3,795,000.00)	0.00	0.00	1,927,192,000.00	490,789,338.90	0.00	0.00	0.00	490,789,338.90	490,469,675.41	0.00	0.00	0.00	490,469,675.41	0.00	1,436,402,661.10	0.00	319,663.49
Salaries and Wages - Casual/Contractual	5010102000	16,405,000.00	(16,405,000.00)	0.00	16,405,000.00	(16,405,000.00)	0.00	0.00	0.00	0.00	0.00	0.00	0.00	0.00	0.00	0.00	0.00	0.00	0.00	0.00	0.00	0.00	0.00
<b>Other Compensation</b>		6,336,975,000.00	20,200,000.00	6,357,175,000.00	6,336,975,000.00	20,200,000.00	0.00	0.00	6,357,175,000.00	4,319,676,248.21	0.00	0.00	0.00	4,319,676,248.21	1,139,179,603.28	0.00	0.00	0.00	1,139,179,603.28	0.00	2,037,498,751.79	0.00	3,180,498,644.93
Personal Economic Relief Allowance (PERA)	5010201000	52,056,000.00	0.00	52,056,000.00	52,056,000.00	0.00	0.00	0.00	52,056,000.00	9,261,454.57	0.00	0.00	0.00	9,261,454.57	9,244,141.99	0.00	0.00	0.00	9,244,141.99	0.00	42,794,545.43	0.00	17,312.58
PERA - Civilian	5010201001	52,056,000.00	0.00	52,056,000.00	52,056,000.00	0.00	0.00	0.00	52,056,000.00	9,261,454.57	0.00	0.00	0.00	9,261,454.57	9,244,141.99	0.00	0.00	0.00	9,244,141.99	0.00	42,794,545.43	0.00	17,312.58
Representation Allowance (RA)	5010202000	20,346,000.00	0.00	20,346,000.00	20,346,000.00	0.00	0.00	0.00	20,346,000.00	2,421,625.00	0.00	0.00	0.00	2,421,625.00	2,421,625.00	0.00	0.00	0.00	2,421,625.00	0.00	17,924,375.00	0.00	0.00
Transportation Allowance (TA)	5010203000	19,794,000.00	0.00	19,794,000.00	19,794,000.00	0.00	0.00	0.00	19,794,000.00	1,701,954.67	0.00	0.00	0.00	1,701,954.67	1,701,954.67	0.00	0.00	0.00	1,701,954.67	0.00	18,092,045.33	0.00	0.00
Transportation Allowance (TA)	5010203001	19,794,000.00	0.00	19,794,000.00	19,794,000.00	0.00	0.00	0.00	19,794,000.00	1,701,954.67	0.00	0.00	0.00	1,701,954.67	1,701,954.67	0.00	0.00	0.00	1,701,954.67	0.00	18,092,045.33	0.00	0.00
Clothing/Uniform Allowance	5010204000	13,014,000.00	0.00	13,014,000.00	13,014,000.00	0.00	0.00	0.00	13,014,000.00	10,372,205.95	0.00	0.00	0.00	10,372,205.95	10,343,576.90	0.00	0.00	0.00	10,343,576.90	0.00	2,641,794.05	0.00	28,629.05
Clothing/Uniform Allowance - Civilian	5010204001	13,014,000.00	0.00	13,014,000.00	13,014,000.00	0.00	0.00	0.00	13,014,000.00	10,372,205.95	0.00	0.00	0.00	10,372,205.95	10,343,576.90	0.00	0.00	0.00	10,343,576.90	0.00	2,641,794.05	0.00	28,629.05
Overseas Allowance (OA)	5010209000	5,880,327,000.00	0.00	5,880,327,000.00	5,880,327,000.00	0.00	0.00	0.00	5,880,327,000.00	4,278,363,054.51	0.00	0.00	0.00	4,278,363,054.51	1,007,938,838.03	0.00	0.00	0.00	1,007,938,838.03	0.00	1,801,963,945.49	0.00	3,180,424,216.48
Overseas Allowance - Civilian	5010209001	5,880,327,000.00	0.00	5,880,327,000.00	5,880,327,000.00	0.00	0.00	0.00	5,880,327,000.00	4,278,363,054.51	0.00	0.00	0.00	4,278,363,054.51	1,007,938,838.03	0.00	0.00	0.00	1,007,938,838.03	0.00	1,801,963,945.49	0.00	3,180,424,216.48
Overtime and Night Pay	5010213000	0.00	20,200,000.00	20,200,000.00	0.00	20,200,000.00	0.00	0.00	20,200,000.00	17,076,144.51	0.00	0.00	0.00	17,076,144.51	17,049,657.69	0.00	0.00	0.00	17,049,657.69	0.00	3,123,855.49	0.00	26,486.82
Overtime Pay	5010213001	0.00	20,000,000.00	20,000,000.00	0.00	20,000,000.00	0.00	0.00	20,000,000.00	16,986,644.45	0.00	0.00	0.00	16,986,644.45	16,986,644.45	0.00	0.00	0.00	16,986,644.45	0.00	3,013,355.55	0.00	0.00
Night-shift Differential Pay	5010213002	0.00	200,000.00	200,000.00	0.00	200,000.00	0.00	0.00	200,000.00	89,500.06	0.00	0.00	0.00	89,500.06	63,013.24	0.00	0.00	0.00	63,013.24	0.00	110,499.94	0.00	26,486.82
Year End Bonus	5010214000	160,924,000.00	0.00	160,924,000.00	160,924,000.00	0.00	0.00	0.00	160,924,000.00	60,239.00	0.00	0.00	0.00	60,239.00	60,239.00	0.00	0.00	0.00	60,239.00	0.00	160,863,761.00	0.00	0.00
Bonus - Civilian	5010214001	160,924,000.00	0.00	160,924,000.00	160,924,000.00	0.00	0.00	0.00	160,924,000.00	60,239.00	0.00	0.00	0.00	60,239.00	60,239.00	0.00	0.00	0.00	60,239.00	0.00	160,863,761.00	0.00	0.00
Cash Gift	5010215000	14,795,000.00	0.00	14,795,000.00	14,795,000.00	0.00	0.00	0.00	14,795,000.00	0.00	0.00	0.00	0.00	0.00	0.00	0.00	0.00	0.00	0.00	0.00	14,795,000.00	0.00	0.00
Cash Gift - Civilian	5010215001	14,795,000.00	0.00	14,795,000.00	14,795,000.00	0.00	0.00	0.00	14,795,000.00	0.00	0.00	0.00	0.00	0.00	0.00	0.00	0.00	0.00	0.00	0.00	14,795,000.00	0.00	0.00
Mid-Year Bonus - Civilian	5010216000	160,924,000.00	0.00	160,924,000.00	160,924,000.00	0.00	0.00	0.00	160,924,000.00	74,570.00	0.00	0.00	0.00	74,570.00	74,570.00	0.00	0.00	0.00	74,570.00	0.00	160,849,430.00	0.00	0.00
Mid-Year Bonus - Civilian	5010216001	160,924,000.00	0.00	160,924,000.00	160,924,000.00	0.00	0.00	0.00	160,924,000.00	74,570.00	0.00	0.00	0.00	74,570.00	74,570.00	0.00	0.00	0.00	74,570.00	0.00	160,849,430.00	0.00	0.00
Other Bonuses and Allowances	5010299000	14,795,000.00	0.00	14,795,000.00	14,795,000.00	0.00	0.00	0.00	14,795,000.00	345,000.00	0.00	0.00	0.00	345,000.00	345,000.00	0.00	0.00	0.00	345,000.00	0.00	14,450,000.00	0.00	0.00
Productivity Enhancement Incentive - Civilian	5010299012	14,795,000.00	0.00	14,795,000.00	14,795,000.00	0.00	0.00	0.00	14,795,000.00	345,000.00	0.00	0.00	0.00	345,000.00	345,000.00	0.00	0.00	0.00	345,000.00	0.00	14,450,000.00	0.00	0.00
<b>Personnel Benefit Contributions</b>		43,830,000.00	0.00	43,830,000.00	43,830,000.00	0.00	0.00	0.00	43,830,000.00	13,109,656.09	0.00	0.00	0.00	13,109,656.09	13,109,656.09	0.00	0.00	0.00	13,109,656.09	0.00	30,720,343.91	0.00	0.00
Pag-IBIG Contributions	5010302000	3,550,000.00	0.00	3,550,000.00	3,550,000.00	0.00	0.00	0.00	3,550,000.00	1,501,400.00	0.00	0.00	0.00	1,501,400.00	1,501,400.00	0.00	0.00	0.00	1,501,400.00	0.00	2,048,600.00	0.00	0.00
Pag-IBIG - Civilian	5010302001	3,550,000.00	0.00	3,550,000.00	3,550,000.00	0.00	0.00	0.00	3,550,000.00	1,501,400.00	0.00	0.00	0.00	1,501,400.00	1,501,400.00	0.00	0.00	0.00	1,501,400.00	0.00	2,048,600.00	0.00	0.00
PhilHealth Contributions	5010303000	36,730,000.00	0.00	36,730,000.00	36,730,000.00	0.00	0.00	0.00	36,730,000.00	10,701,156.09	0.00	0.00	0.00	10,701,156.09	10,701,156.09	0.00	0.00	0.00	10,701,156.09	0.00	26,028,843.91	0.00	0.00
PhilHealth - Civilian	5010303001	36,730,000.00	0.00	36,730,000.00	36,730,000.00	0.00	0.00	0.00	36,730,000.00	10,701,156.09	0.00	0.00	0.00	10,701,156.09	10,701,156.09	0.00	0.00	0.00	10,701,156.09	0.00	26,028,843.91	0.00	0.00
Employees Compensation Insurance Premiums	5010304000	3,550,000.00	0.00	3,550,000.00	3,550,000.00	0.00	0.00	0.00	3,550,000.00														

**SUMMARY OF APPROPRIATIONS, ALLOTMENTS, OBLIGATIONS, DISBURSEMENTS AND BALANCES BY OBJECT OF EXPENDITURES**  
**As at the Quarter Ending March 31, 2024**

Department : Department of Foreign Affairs (DFA)  
 Agency/Entity : Office of the Secretary  
 Operating Unit : Home Office  
 Organization Code (UACS) : 12 001 1300085  
 Fund Cluster : 01 - Regular Agency Fund

X  
 Current Year Appropriations  
 Supplemental Appropriations  
 Continuing Appropriations

(e.g. UACS Fund Cluster: 01-Regular Agency Fund, 02-Foreign Assisted Projects Fund, 03-Special Account-Locally Funded/Domestic Grants Fund, and 04-Special Account-Foreign Assisted/Foreign Grants Fund)

Particulars	UACS CODE	Authorized Appropriations	Appropriations Adjustments (Transfer To/From, Modifications/ Augmentations)	Adjusted Appropriations	Allotments Received	Adjustments (Reductions, Modifications/ Augmentations)	Allotments		Obligations					Disbursements				Balances					
							Transfer To	Transfer From	Adjusted Allotments	1st Quarter Ending March 31	2nd Quarter Ending June 30	3rd Quarter Ending September 30	4th Quarter Ending December 31	Total	1st Quarter Ending March 31	2nd Quarter Ending June 30	3rd Quarter Ending September 30	4th Quarter Ending December 31	Total	Unreleased Appropriations	Unobligated Allotments	Unpaid Obligations (15-20)=(23+24)	
1	2	3	4	5=(3+4)	6	7	8	9	10=(6+(-17)-8+9)	11	12	13	14	15=(11+12+13+14)	16	17	18	19	20=(16+17+18+19)	21=(5-10)	22=(10-15)	23	24
Electricity Expenses	5020402000	124,464,000.00	50,000.00	124,514,000.00	124,464,000.00	50,000.00	0.00	0.00	124,514,000.00	83,359,109.58	0.00	0.00	0.00	83,359,109.58	23,290,224.25	0.00	0.00	0.00	23,290,224.25	0.00	41,154,890.42	0.00	60,068,885.33
Gas/Heating Expenses	5020403000	10,747,000.00	0.00	10,747,000.00	10,747,000.00	0.00	0.00	0.00	10,747,000.00	9,600,000.00	0.00	0.00	0.00	9,600,000.00	3,140,389.49	0.00	0.00	0.00	3,140,389.49	0.00	1,147,000.00	0.00	4,459,810.51
<b>Communication Expenses</b>		<b>220,373,000.00</b>	<b>1,733,027.46</b>	<b>222,106,027.46</b>	<b>220,373,000.00</b>	<b>1,733,027.46</b>	<b>0.00</b>	<b>0.00</b>	<b>222,106,027.46</b>	<b>126,743,907.74</b>	<b>0.00</b>	<b>0.00</b>	<b>0.00</b>	<b>126,743,907.74</b>	<b>24,851,337.79</b>	<b>0.00</b>	<b>0.00</b>	<b>0.00</b>	<b>24,851,337.79</b>	<b>0.00</b>	<b>95,362,119.72</b>	<b>0.00</b>	<b>101,892,569.65</b>
Postage and Courier Services	5020501000	100,589,000.00	1,590,640.00	102,179,640.00	100,589,000.00	1,590,640.00	0.00	0.00	102,179,640.00	43,666,800.00	0.00	0.00	0.00	43,666,800.00	8,433,630.70	0.00	0.00	0.00	8,433,630.70	0.00	58,512,840.00	0.00	35,233,169.30
Telephone Expenses	5020502000	70,398,000.00	174,387.46	70,572,387.46	70,398,000.00	174,387.46	0.00	0.00	70,572,387.46	47,860,349.12	0.00	0.00	0.00	47,860,349.12	7,014,934.87	0.00	0.00	0.00	7,014,934.87	0.00	22,712,038.34	0.00	40,845,414.25
Mobile	5020502001	31,919,000.00	97,000.00	32,016,000.00	31,919,000.00	97,000.00	0.00	0.00	32,016,000.00	21,735,849.12	0.00	0.00	0.00	21,735,849.12	2,574,018.50	0.00	0.00	0.00	2,574,018.50	0.00	10,280,150.88	0.00	19,161,830.62
Landline	5020502002	38,479,000.00	77,387.46	38,556,387.46	38,479,000.00	77,387.46	0.00	0.00	38,556,387.46	26,124,500.00	0.00	0.00	0.00	26,124,500.00	4,440,916.37	0.00	0.00	0.00	4,440,916.37	0.00	12,431,887.46	0.00	21,683,583.63
Internet Subscription Expenses	5020503000	45,034,000.00	15,000.00	45,049,000.00	45,034,000.00	15,000.00	0.00	0.00	45,049,000.00	32,407,785.80	0.00	0.00	0.00	32,407,785.80	9,151,278.34	0.00	0.00	0.00	9,151,278.34	0.00	12,841,214.40	0.00	2,557,479.14
Cable, Satellite, Telegraph and Radio Expenses	5020504000	4,352,000.00	(47,000.00)	4,305,000.00	4,352,000.00	(47,000.00)	0.00	0.00	4,305,000.00	2,808,973.02	0.00	0.00	0.00	2,808,973.02	251,493.88	0.00	0.00	0.00	251,493.88	0.00	1,496,028.98	0.00	2,557,479.14
<b>Confidential, Intelligence and Extraordinary</b>		<b>4,538,000.00</b>	<b>5,600.00</b>	<b>4,543,600.00</b>	<b>4,538,000.00</b>	<b>5,600.00</b>	<b>0.00</b>	<b>0.00</b>	<b>4,543,600.00</b>	<b>525,000.00</b>	<b>0.00</b>	<b>0.00</b>	<b>0.00</b>	<b>525,000.00</b>	<b>500,000.00</b>	<b>0.00</b>	<b>0.00</b>	<b>0.00</b>	<b>500,000.00</b>	<b>0.00</b>	<b>4,018,500.00</b>	<b>0.00</b>	<b>25,000.00</b>
Extraordinary and Miscellaneous Expenses	5021003000	4,538,000.00	5,600.00	4,543,600.00	4,538,000.00	5,600.00	0.00	0.00	4,543,600.00	525,000.00	0.00	0.00	0.00	525,000.00	500,000.00	0.00	0.00	0.00	500,000.00	0.00	4,018,500.00	0.00	25,000.00
<b>Professional Services</b>		<b>1,343,467,000.00</b>	<b>3,549,057.60</b>	<b>1,347,016,057.60</b>	<b>1,343,467,000.00</b>	<b>3,549,057.60</b>	<b>0.00</b>	<b>0.00</b>	<b>1,347,016,057.60</b>	<b>727,768,186.41</b>	<b>0.00</b>	<b>0.00</b>	<b>0.00</b>	<b>727,768,186.41</b>	<b>162,044,472.09</b>	<b>0.00</b>	<b>0.00</b>	<b>0.00</b>	<b>162,044,472.09</b>	<b>0.00</b>	<b>619,249,871.19</b>	<b>0.00</b>	<b>585,721,714.32</b>
Legal Services	5021101000	215,148,000.00	0.00	215,148,000.00	215,148,000.00	0.00	0.00	0.00	215,148,000.00	22,065,001.33	0.00	0.00	0.00	22,065,001.33	12,098,602.71	0.00	0.00	0.00	12,098,602.71	0.00	193,082,998.67	0.00	9,966,398.62
Auditing Services	5021102000	1,022,000.00	0.00	1,022,000.00	1,022,000.00	0.00	0.00	0.00	1,022,000.00	232,500.00	0.00	0.00	0.00	232,500.00	10,500.00	0.00	0.00	0.00	10,500.00	0.00	789,500.00	0.00	222,000.00
Consultancy Services	5021103000	11,908,000.00	(2,259,809.58)	9,648,190.42	11,908,000.00	(2,259,809.58)	0.00	0.00	9,648,190.42	2,021,000.00	0.00	0.00	0.00	2,021,000.00	0.00	0.00	0.00	0.00	0.00	0.00	7,627,390.42	0.00	2,021,000.00
ICT Consultancy Services	5021103001	2,258,000.00	0.00	2,258,000.00	2,258,000.00	0.00	0.00	0.00	2,258,000.00	870,000.00	0.00	0.00	0.00	870,000.00	0.00	0.00	0.00	0.00	0.00	0.00	1,388,000.00	0.00	870,000.00
Consultancy Services	5021103002	9,650,000.00	(2,259,809.58)	7,390,190.42	9,650,000.00	(2,259,809.58)	0.00	0.00	7,390,190.42	1,151,000.00	0.00	0.00	0.00	1,151,000.00	0.00	0.00	0.00	0.00	0.00	0.00	6,239,390.42	0.00	1,151,000.00
Other Professional Services	5021109000	1,115,389,000.00	5,808,867.18	1,121,197,867.18	1,115,389,000.00	5,808,867.18	0.00	0.00	1,121,197,867.18	703,447,685.08	0.00	0.00	0.00	703,447,685.08	149,935,369.38	0.00	0.00	0.00	149,935,369.38	0.00	417,749,982.10	0.00	553,512,315.70
<b>General Services</b>		<b>341,629,000.00</b>	<b>25,253,000.00</b>	<b>366,882,000.00</b>	<b>341,629,000.00</b>	<b>25,253,000.00</b>	<b>0.00</b>	<b>0.00</b>	<b>366,882,000.00</b>	<b>198,574,915.08</b>	<b>0.00</b>	<b>0.00</b>	<b>0.00</b>	<b>198,574,915.08</b>	<b>33,558,935.35</b>	<b>0.00</b>	<b>0.00</b>	<b>0.00</b>	<b>33,558,935.35</b>	<b>0.00</b>	<b>168,307,084.92</b>	<b>0.00</b>	<b>165,015,979.73</b>
Environment/Sanitary Services	5021201000	10,155,000.00	(1,000,000.00)	9,155,000.00	10,155,000.00	(1,000,000.00)	0.00	0.00	9,155,000.00	5,318,155.08	0.00	0.00	0.00	5,318,155.08	631,556.02	0.00	0.00	0.00	631,556.02	0.00	3,836,844.92	0.00	4,886,599.06
Janitorial Services	5021202000	105,380,000.00	(1,427,000.00)	103,953,000.00	105,380,000.00	(1,427,000.00)	0.00	0.00	103,953,000.00	60,828,850.00	0.00	0.00	0.00	60,828,850.00	11,283,488.76	0.00	0.00	0.00	11,283,488.76	0.00	43,124,350.00	0.00	49,545,161.24
Security Services	5021203000	151,155,000.00	0.00	151,155,000.00	151,155,000.00	0.00	0.00	0.00	151,155,000.00	80,390,450.00	0.00	0.00	0.00	80,390,450.00	12,331,736.92	0.00	0.00	0.00	12,331,736.92	0.00	70,784,550.00	0.00	68,058,713.08
Other General Services	5021299000	74,939,000.00	27,880,000.00	102,819,000.00	74,939,000.00	27,880,000.00	0.00	0.00	102,819,000.00	52,037,860.00	0.00	0.00	0.00	52,037,860.00	9,312,153.65	0.00	0.00	0.00	9,312,153.65	0.00	50,581,340.00	0.00	42,725,506.35
Other General Services - ICT Services	5021299001	5,863,000.00	27,700,000.00	33,563,000.00	5,863,000.00	27,700,000.00	0.00	0.00	33,563,000.00	2,831,000.00	0.00	0.00	0.00	2,831,000.00	833,860.53	0.00	0.00	0.00	833,860.53	0.00	30,732,000.00	0.00	1,997,139.47
Other General Services	5021299099	69,076,000.00	(20,000.00)	69,056,000.00	69,076,000.00	(20,000.00)	0.00	0.00	69,056,000.00	49,206,860.00	0.00	0.00	0.00	49,206,860.00	8,478,293.12	0.00	0.00	0.00	8,478,293.12	0.00	19,849,340.00	0.00	40,728,366.88
<b>Repairs and Maintenance</b>		<b>155,029,000.00</b>	<b>(2,320,800.00)</b>	<b>152,708,200.00</b>	<b>155,029,000.00</b>	<b>(2,320,800.00)</b>	<b>0.00</b>	<b>0.00</b>	<b>152,708,200.00</b>	<b>108,149,350.00</b>	<b>0.00</b>	<b>0.00</b>	<b>0.00</b>	<b>108,149,350.00</b>	<b>19,970,558.58</b>	<b>0.00</b>	<b>0.00</b>	<b>0.00</b>	<b>19,970,558.58</b>	<b>0.00</b>	<b>44,558,850.00</b>	<b>0.00</b>	<b>88,178,791.42</b>
Repairs and Maintenance - Buildings and Other	5021304000	85,410,000.00	(790,000.00)	84,620,000.00	85,410,000.00	(790,000.00)	0.00	0.00	84,620,000.00	62,856,350.00	0.00	0.00	0.00	62,856,350.00	12,203,510.61	0.00	0.00	0.00	12,203,510.61	0.00	20,398,650.00	0.00	46,760,839.39
Buildings	5021304001	80,151,000.00	(790,000.00)	79,361,000.00	80,151,000.00	(790,000.00)	0.00	0.00	79,361,000.00	58,964,350.00	0.00	0.00	0.00	58,964,350.00	10,000.00	0.00	0.00	0.00	10,000.00	0.00	1,203,510.61	0.00	46,760,839.39
Other Structures	5021304099	5,259,000.00	0.00	5,259,000.00	5,259,000.00	0.00	0.00	0.00	5,259,000.00	3,895,000.00	0.00	0.00	0.00	3,895,000.00	1,076,574.82	0.00	0.00	0.00	1,076,574.82	0.00	1,364,000.00	0.00	2,818,425.18
Repairs and Maintenance - Machinery and Machinery	5021305000	23,667,000.00	(908,800.00)	22,758,200.00	23,667,000.00	(908,800.00)	0.00	0.00	22,758,200.00	13,177,500.00	0.00	0.00	0.00	13,177,500.00	944,495.40	0.00	0.00	0.00	944,495.40	0.00	9,600,700.00	0.00	12,233,004.60
Office Equipment	5021305001	381,000.00	0.00	381,000.00	381,000.00	0.00	0.00	0.00	381,000.00	155,000.00	0.00	0.00	0.00	155,000.00	3,924.20	0.00	0.00	0.00	3,924.20	0.00	228,000.00	0.00	151,075.80
Information and Communication Technology Equipment	5021305003	10,315,000.00	(711,000.00)	9,604,000.00	10,315,000.00	(711,000.00)	0.00	0.00	9,604,000.00	6,188,000.0													


**SUMMARY OF APPROPRIATIONS, ALLOTMENTS, OBLIGATIONS, DISBURSEMENTS AND BALANCES BY OBJECT OF EXPENDITURES**  
As at the Quarter Ending March 31, 2024


Department : Department of Foreign Affairs (DFA)  
 Agency/Entity : Office of the Secretary  
 Operating Unit : Home Office  
 Organization Code (UACS) : 12 001 1300085  
 Fund Cluster : 01 - Regular Agency Fund


X Current Year Appropriations  
 Supplemental Appropriations  
 Continuing Appropriations


(e.g. UACS Fund Cluster: 01-Regular Agency Fund, 02-Foreign Assisted Projects Fund, 03-Special Account-Locally Funded/Domestic Grants Fund, and 04-Special Account-Foreign Assisted/Foreign Grants Fund)

Particulars	UACS CODE	Appropriations					Allotments		Obligations					Disbursements					Balances				
		Authorized Appropriations	Adjustments (Transfer To/From, Modifications/ Augmentations)	Adjusted Appropriations	Allotments Received	Adjustments (Reductions, Modifications/ Augmentations)	Transfer To	Transfer From	Adjusted Allotments	1st Quarter Ending March 31	2nd Quarter Ending June 30	3rd Quarter Ending September 30	4th Quarter Ending December 31	Total	1st Quarter Ending March 31	2nd Quarter Ending June 30	3rd Quarter Ending September 30	4th Quarter Ending December 31	Total	Unreleased Appropriations	Unobligated Allotments	Unpaid Obligations (15-20)=(23+24)	
1	2	3	4	5=(3+4)	6	7	8	9	10=[(6+(-)7)-8+9]	11	12	13	14	15=[(11+12+13+14)	16	17	18	19	20=[(16+17+18+19)	21=[(5-10)	22=[(10-15)	23	24
Other Subscription Expenses	502907069	54,796,000.00	1,222,100.00	56,018,100.00	54,796,000.00	1,222,100.00	0.00	0.00	56,018,100.00	5,148,790.75	0.00	0.00	0.00	5,148,790.75	1,303,123.88	0.00	0.00	0.00	1,303,123.88	0.00	50,889,300.25	0.00	3,845,666.87
Donations	502908000	10,011,000.00	(1,073,000.00)	8,938,000.00	10,011,000.00	(1,073,000.00)	0.00	0.00	8,938,000.00	8,938,000.00	0.00	0.00	0.00	8,938,000.00	0.00	0.00	0.00	0.00	0.00	0.00	0.00	0.00	8,938,000.00
Bank Transaction Fee	502902200	27,583,000.00	12,000,000.00	39,583,000.00	27,583,000.00	12,000,000.00	0.00	0.00	39,583,000.00	24,855,973.61	0.00	0.00	0.00	24,855,973.61	4,744,897.35	0.00	0.00	0.00	4,744,897.35	0.00	14,727,026.39	0.00	20,111,076.28
Other Maintenance and Operating Expenses	502999900	75,901,000.00	(9,210,446.00)	66,690,554.00	75,901,000.00	(9,210,446.00)	0.00	0.00	66,690,554.00	22,741,368.52	0.00	0.00	0.00	22,741,368.52	474,380.87	0.00	0.00	0.00	474,380.87	0.00	43,949,185.48	0.00	22,266,987.65
Other Maintenance and Operating Expenses	502999909	75,901,000.00	(9,210,446.00)	66,690,554.00	75,901,000.00	(9,210,446.00)	0.00	0.00	66,690,554.00	22,741,368.52	0.00	0.00	0.00	22,741,368.52	474,380.87	0.00	0.00	0.00	474,380.87	0.00	43,949,185.48	0.00	22,266,987.65
<b>Capital Outlays</b>		<b>1,910,582,000.00</b>	<b>0.00</b>	<b>1,910,582,000.00</b>	<b>1,910,582,000.00</b>	<b>0.00</b>	<b>0.00</b>	<b>0.00</b>	<b>1,910,582,000.00</b>	<b>243,847,190.00</b>	<b>0.00</b>	<b>0.00</b>	<b>0.00</b>	<b>243,847,190.00</b>	<b>34,570,358.09</b>	<b>0.00</b>	<b>0.00</b>	<b>0.00</b>	<b>34,570,358.09</b>	<b>0.00</b>	<b>1,686,734,810.00</b>	<b>0.00</b>	<b>209,276,831.91</b>
<b>Property, Plant and Equipment Outlay</b>		<b>1,910,582,000.00</b>	<b>0.00</b>	<b>1,910,582,000.00</b>	<b>1,910,582,000.00</b>	<b>0.00</b>	<b>0.00</b>	<b>0.00</b>	<b>1,910,582,000.00</b>	<b>243,847,190.00</b>	<b>0.00</b>	<b>0.00</b>	<b>0.00</b>	<b>243,847,190.00</b>	<b>34,570,358.09</b>	<b>0.00</b>	<b>0.00</b>	<b>0.00</b>	<b>34,570,358.09</b>	<b>0.00</b>	<b>1,686,734,810.00</b>	<b>0.00</b>	<b>209,276,831.91</b>
Land Outlay	506040100	0.00	22,772,674.90	22,772,674.90	0.00	22,772,674.90	0.00	0.00	22,772,674.90	22,772,674.90	0.00	0.00	0.00	22,772,674.90	13,668,748.28	0.00	0.00	0.00	13,668,748.28	0.00	0.00	0.00	9,103,926.62
Land	506040101	0.00	22,772,674.90	22,772,674.90	0.00	22,772,674.90	0.00	0.00	22,772,674.90	22,772,674.90	0.00	0.00	0.00	22,772,674.90	13,668,748.28	0.00	0.00	0.00	13,668,748.28	0.00	0.00	0.00	9,103,926.62
Buildings and Other Structures	506040400	1,498,812,000.00	(22,772,674.90)	1,475,839,325.10	1,498,812,000.00	(22,772,674.90)	0.00	0.00	1,475,839,325.10	9,301,515.10	0.00	0.00	0.00	9,301,515.10	5,583,009.86	0.00	0.00	0.00	5,583,009.86	0.00	1,466,537,810.00	0.00	3,718,505.24
Buildings	506040401	1,498,812,000.00	(22,772,674.90)	1,475,839,325.10	1,498,812,000.00	(22,772,674.90)	0.00	0.00	1,475,839,325.10	9,301,515.10	0.00	0.00	0.00	9,301,515.10	5,583,009.86	0.00	0.00	0.00	5,583,009.86	0.00	1,466,537,810.00	0.00	3,718,505.24
Machinery and Equipment Outlay	506040500	73,159,000.00	0.00	73,159,000.00	73,159,000.00	0.00	0.00	0.00	73,159,000.00	3,000,000.00	0.00	0.00	0.00	3,000,000.00	1,650,716.77	0.00	0.00	0.00	1,650,716.77	0.00	70,159,000.00	0.00	1,349,283.23
Office Equipment	506040502	24,920,000.00	0.00	24,920,000.00	24,920,000.00	0.00	0.00	0.00	24,920,000.00	0.00	0.00	0.00	0.00	0.00	0.00	0.00	0.00	0.00	0.00	0.00	24,920,000.00	0.00	0.00
Information and Communication Technology Equipment	506040503	12,435,000.00	0.00	12,435,000.00	12,435,000.00	0.00	0.00	0.00	12,435,000.00	0.00	0.00	0.00	0.00	0.00	0.00	0.00	0.00	0.00	0.00	0.00	12,435,000.00	0.00	0.00
Communication Equipment	506040507	1,920,000.00	0.00	1,920,000.00	1,920,000.00	0.00	0.00	0.00	1,920,000.00	0.00	0.00	0.00	0.00	0.00	0.00	0.00	0.00	0.00	0.00	0.00	1,920,000.00	0.00	0.00
Other Machinery and Equipment	506040509	33,884,000.00	0.00	33,884,000.00	33,884,000.00	0.00	0.00	0.00	33,884,000.00	3,000,000.00	0.00	0.00	0.00	3,000,000.00	1,650,716.77	0.00	0.00	0.00	1,650,716.77	0.00	30,884,000.00	0.00	1,349,283.23
Transportation Equipment Outlay	506040600	303,819,000.00	0.00	303,819,000.00	303,819,000.00	0.00	0.00	0.00	303,819,000.00	208,773,000.00	0.00	0.00	0.00	208,773,000.00	13,667,883.18	0.00	0.00	0.00	13,667,883.18	0.00	95,046,000.00	0.00	195,105,116.82
Motor Vehicles	506040601	303,819,000.00	0.00	303,819,000.00	303,819,000.00	0.00	0.00	0.00	303,819,000.00	208,773,000.00	0.00	0.00	0.00	208,773,000.00	13,667,883.18	0.00	0.00	0.00	13,667,883.18	0.00	95,046,000.00	0.00	195,105,116.82
Furniture, Fixtures and Books Outlay	506040700	3,072,000.00	0.00	3,072,000.00	3,072,000.00	0.00	0.00	0.00	3,072,000.00	0.00	0.00	0.00	0.00	0.00	0.00	0.00	0.00	0.00	0.00	0.00	3,072,000.00	0.00	0.00
Furniture and Fixtures	506040701	3,072,000.00	0.00	3,072,000.00	3,072,000.00	0.00	0.00	0.00	3,072,000.00	0.00	0.00	0.00	0.00	0.00	0.00	0.00	0.00	0.00	0.00	0.00	3,072,000.00	0.00	0.00
Heritage Assets	506040800	30,000,000.00	0.00	30,000,000.00	30,000,000.00	0.00	0.00	0.00	30,000,000.00	0.00	0.00	0.00	0.00	0.00	0.00	0.00	0.00	0.00	0.00	0.00	30,000,000.00	0.00	0.00
Other Heritage Assets	506040809	30,000,000.00	0.00	30,000,000.00	30,000,000.00	0.00	0.00	0.00	30,000,000.00	0.00	0.00	0.00	0.00	0.00	0.00	0.00	0.00	0.00	0.00	0.00	30,000,000.00	0.00	0.00
Other Property Plant and Equipment Outlay	506040900	1,920,000.00	0.00	1,920,000.00	1,920,000.00	0.00	0.00	0.00	1,920,000.00	0.00	0.00	0.00	0.00	0.00	0.00	0.00	0.00	0.00	0.00	0.00	1,920,000.00	0.00	0.00
Other Property, Plant and Equipment	506040909	1,920,000.00	0.00	1,920,000.00	1,920,000.00	0.00	0.00	0.00	1,920,000.00	0.00	0.00	0.00	0.00	0.00	0.00	0.00	0.00	0.00	0.00	0.00	1,920,000.00	0.00	0.00
<b>B. AUTOMATIC APPROPRIATIONS</b>		<b>231,720,000.00</b>	<b>0.00</b>	<b>231,720,000.00</b>	<b>231,720,000.00</b>	<b>0.00</b>	<b>0.00</b>	<b>0.00</b>	<b>231,720,000.00</b>	<b>58,246,294.92</b>	<b>0.00</b>	<b>0.00</b>	<b>0.00</b>	<b>58,246,294.92</b>	<b>58,246,294.92</b>	<b>0.00</b>	<b>0.00</b>	<b>0.00</b>	<b>58,246,294.92</b>	<b>0.00</b>	<b>173,473,705.08</b>	<b>0.00</b>	<b>0.00</b>
Retirement and Life Insurance Premiums		231,720,000.00	0.00	231,720,000.00	231,720,000.00	0.00	0.00	0.00	231,720,000.00	58,246,294.92	0.00	0.00	0.00	58,246,294.92	58,246,294.92	0.00	0.00	0.00	58,246,294.92	0.00	173,473,705.08	0.00	0.00
<b>C. SPECIAL PURPOSE FUNDS</b>		<b>0.00</b>	<b>815,212.00</b>	<b>815,212.00</b>	<b>0.00</b>	<b>815,212.00</b>	<b>0.00</b>	<b>0.00</b>	<b>815,212.00</b>	<b>0.00</b>	<b>0.00</b>	<b>0.00</b>	<b>0.00</b>	<b>0.00</b>	<b>0.00</b>	<b>0.00</b>	<b>0.00</b>	<b>0.00</b>	<b>0.00</b>	<b>0.00</b>	<b>815,212.00</b>	<b>0.00</b>	<b>0.00</b>
Pension and Gratuity Fund		0.00	815,212.00	815,212.00	0.00	815,212.00	0.00	0.00	815,212.00	0.00	0.00	0.00	0.00	0.00	0.00	0.00	0.00	0.00	0.00	0.00	815,212.00	0.00	0.00
Other Personnel Benefits	501040000	0.00	815,212.00	815,212.00	0.00	815,212.00	0.00	0.00	815,212.00	0.00	0.00	0.00	0.00	0.00	0.00	0.00	0.00	0.00	0.00	0.00	815,212.00	0.00	0.00
Terminal Leave Benefits		0.00	815,212.00	815,212.00	0.00	815,212.00	0.00	0.00	815,212.00	0.00	0.00	0.00	0.00	0.00	0.00	0.00	0.00	0.00	0.00	0.00	815,212.00	0.00	0.00
Terminal Leave Benefits - Civilian	5010403001	0.00	815,212.00	815,212.00	0.00	815,212.00	0.00	0.00	815,212.00	0.00	0.00	0.00	0.00	0.00	0.00	0.00	0.00	0.00	0.00	0.00	815,212.00	0.00	0.00
<b>GRAND TOTAL</b>		<b>24,637,845,000.00</b>	<b>815,212.00</b>	<b>24,638,660,212.00</b>	<b>20,532,936,609.00</b>	<b>815,212.00</b>	<b>0.00</b>	<b>0.00</b>	<b>20,533,751,821.00</b>	<b>10,125,848,220.20</b>	<b>0.00</b>	<b>0.00</b>	<b>0.00</b>	<b>10,125,848,220.20</b>	<b>3,114,806,404.12</b>	<b>0.00</b>	<b>0.00</b>	<b>0.00</b>	<b>3,114,806,404.12</b>	<b>1,104,908,391.00</b>	<b>10,407,903,809.00</b>	<b>0.00</b>	<b>7,011,041,816.08</b>

Certified Correct:  
  
 PAOLO V. DE LEON  
 Acting Budget Director

Certified Correct:  
  
 MINDARADAT R. MAMAD  
 Chief Accountant

Recommending Approval By:  
  
 LAARNI ZORAYDA S. GANDAROSA  
 Acting Head of Office, OFMS

Approved By:  
 For the Secretary for Foreign Affairs:  
  
 ANTONIO A. MORALES  
 Undersecretary for Administration

**SUMMARY OF APPROPRIATIONS, ALLOTMENTS, OBLIGATIONS, DISBURSEMENTS AND BALANCES BY OBJECT OF EXPENDITURES**  
**As at the Quarter Ending March 31, 2024**

Department : Department of Foreign Affairs (DFA)  
 Agency/Entity : Office of the Secretary  
 Operating Unit : Home Office  
 Organization Code (UACS) : 12 001 1300085  
 Fund Cluster : 01 - Regular Agency Fund

X Current Year Appropriations  
 Supplemental Appropriations  
 Continuing Appropriations

(e.g. UACS Fund Cluster: 01-Regular Agency Fund, 02-Foreign Assisted Projects Fund, 03-Special Account-Locally Funded/Domestic Grants Fund, and 04-Special Account-Foreign Assisted/Foreign Grants Fund)

Particulars	UACS CODE	Appropriations		Allotments						Obligations					Disbursements					Balances				
		Authorized Appropriations	Adjustments (Transfer To/From, Modifications/Augmentations)	Allotments		Adjustments (Reductions, Modifications/Augmentations)	Transfer To	Transfer From	Adjusted Allotments	1st Quarter Ending March 31	2nd Quarter Ending June 30	3rd Quarter Ending September 30	4th Quarter Ending December 31	Total	1st Quarter Ending March 31	2nd Quarter Ending June 30	3rd Quarter Ending September 30	4th Quarter Ending December 31	Total	Unused Funds		Unpaid Obligations (16-21)-(24+25)		
				SARO	Unobligated															Unreleased Appropriations	Unobligated Allotments	Due and Demandable	Not Yet Due and Demandable	
<b>SUMMARY</b>		3,885,242,227.00	0.00	3,885,242,227.00	36,133,495.00	981,953,948.00	0.00	0.00	0.00	0.00	0.00	0.00	0.00	165,723,287.76	7,721,848.44	0.00	0.00	0.00	7,721,848.44	3,849,108,732.00	852,364,165.24	0.00	158,001,439.32	
Unreleased Appropriations		3,885,242,227.00	0.00	3,885,242,227.00	36,133,495.00	981,953,948.00	0.00	0.00	0.00	0.00	0.00	0.00	0.00	31,079,838.58	0.00	0.00	0.00	0.00	0.00	3,849,108,732.00	5,063,858.44	0.00	31,079,838.58	
<b>I. AGENCY SPECIFIC BUDGET</b>		3,885,242,227.00	0.00	3,885,242,227.00	36,133,495.00	981,953,948.00	0.00	0.00	0.00	0.00	0.00	0.00	0.00	31,079,838.58	0.00	0.00	0.00	0.00	0.00	3,849,108,732.00	5,063,858.44	0.00	31,079,838.58	
Maintenance and Other Operating Expenses		3,885,242,227.00	0.00	3,885,242,227.00	36,133,495.00	981,953,948.00	0.00	0.00	0.00	0.00	0.00	0.00	0.00	31,079,838.58	0.00	0.00	0.00	0.00	0.00	3,849,108,732.00	5,063,858.44	0.00	31,079,838.58	
Supplies and Materials Expenses		3,839,208,000.00	0.00	3,839,208,000.00	0.00	0.00	0.00	0.00	0.00	0.00	0.00	0.00	0.00	0.00	0.00	0.00	0.00	0.00	0.00	3,839,208,000.00	0.00	0.00	0.00	
Accountable Forms Expenses	5020302000	3,839,208,000.00	0.00	3,839,208,000.00	0.00	0.00	0.00	0.00	0.00	0.00	0.00	0.00	0.00	0.00	0.00	0.00	0.00	0.00	0.00	3,839,208,000.00	0.00	0.00	0.00	
Other Maintenance and Operating Expenses		46,034,227.00	0.00	46,034,227.00	36,133,495.00	0.00	0.00	0.00	0.00	0.00	0.00	0.00	0.00	0.00	0.00	0.00	0.00	0.00	0.00	0.00	0.00	0.00	0.00	
Membership Dues and Contributions to	5029900000	46,034,227.00	0.00	46,034,227.00	36,133,495.00	0.00	0.00	0.00	0.00	0.00	0.00	0.00	0.00	0.00	0.00	0.00	0.00	0.00	0.00	0.00	9,900,732.00	5,063,858.44	0.00	31,079,838.58
Unobligated Allotment		0.00	0.00	0.00	0.00	981,953,948.00	0.00	0.00	0.00	0.00	0.00	0.00	0.00	134,643,461.20	7,721,848.44	0.00	0.00	0.00	7,721,848.44	0.00	847,310,486.80	0.00	126,921,602.78	
<b>I. AGENCY SPECIFIC BUDGET</b>		0.00	0.00	0.00	0.00	981,953,948.00	0.00	0.00	0.00	0.00	0.00	0.00	0.00	134,643,461.20	7,721,848.44	0.00	0.00	0.00	7,721,848.44	0.00	847,310,486.80	0.00	126,921,602.78	
Maintenance and Other Operating Expenses		0.00	0.00	0.00	0.00	476,387,763.08	0.00	0.00	0.00	0.00	0.00	0.00	0.00	73,816,198.19	7,721,848.44	0.00	0.00	0.00	7,721,848.44	0.00	401,571,594.89	0.00	66,094,349.75	
Traveling Expenses		0.00	0.00	0.00	0.00	30,431,407.46	30,046,519.43	0.00	0.00	0.00	0.00	0.00	0.00	15,439,744.76	313,529.85	0.00	0.00	0.00	313,529.85	0.00	46,037,182.13	0.00	16,128,214.91	
Traveling Expenses - Local	5020101000	0.00	0.00	0.00	0.00	2,841,430.67	(562,445.54)	0.00	0.00	0.00	0.00	0.00	0.00	0.00	0.00	0.00	0.00	0.00	0.00	0.00	2,288,985.13	0.00	0.00	
Traveling Expenses - Foreign	5020102000	0.00	0.00	0.00	0.00	27,589,976.79	30,507,964.97	0.00	0.00	0.00	0.00	0.00	0.00	15,439,744.76	313,529.85	0.00	0.00	0.00	313,529.85	0.00	42,748,197.00	0.00	16,128,214.91	
Training and Scholarship Expenses		0.00	0.00	0.00	0.00	9,019,088.00	127,000.00	0.00	0.00	0.00	0.00	0.00	0.00	1,578,800.00	0.00	0.00	0.00	0.00	0.00	0.00	7,587,288.00	0.00	1,578,800.00	
Training Expenses	5020201000	0.00	0.00	0.00	0.00	8,923,315.52	127,000.00	0.00	0.00	0.00	0.00	0.00	0.00	1,578,800.00	0.00	0.00	0.00	0.00	0.00	0.00	7,471,515.52	0.00	1,578,800.00	
ICT Training Expenses	5020201001	0.00	0.00	0.00	0.00	898,529.73	0.00	0.00	0.00	0.00	0.00	0.00	0.00	0.00	0.00	0.00	0.00	0.00	0.00	0.00	0.00	0.00	0.00	
Training Expenses	5020201002	0.00	0.00	0.00	0.00	8,024,785.79	127,000.00	0.00	0.00	0.00	0.00	0.00	0.00	1,578,800.00	0.00	0.00	0.00	0.00	0.00	0.00	6,572,985.79	0.00	1,578,800.00	
Scholarship Grants/Expenses	5020202000	0.00	0.00	0.00	0.00	95,752.48	0.00	0.00	0.00	0.00	0.00	0.00	0.00	0.00	0.00	0.00	0.00	0.00	0.00	0.00	95,752.48	0.00	0.00	
Supplies and Materials Expenses		0.00	0.00	0.00	0.00	14,999,177.37	(1,543,566.40)	0.00	0.00	0.00	0.00	0.00	0.00	3,444,880.00	303,376.71	0.00	0.00	0.00	303,376.71	0.00	10,010,981.97	0.00	3,141,283.29	
Office Supplies Expenses	5020301000	0.00	0.00	0.00	0.00	4,199,782.80	(441,885.05)	0.00	0.00	0.00	0.00	0.00	0.00	873,600.00	222,091.11	0.00	0.00	0.00	222,091.11	0.00	2,884,297.75	0.00	651,508.89	
ICT Office Supplies	5020301001	0.00	0.00	0.00	0.00	1,607,272.22	0.00	0.00	0.00	0.00	0.00	0.00	0.00	351,600.00	83,885.06	0.00	0.00	0.00	83,885.06	0.00	1,255,672.22	0.00	267,734.94	
Office Supplies Expenses	5020301002	0.00	0.00	0.00	0.00	2,592,510.58	(441,885.05)	0.00	0.00	0.00	0.00	0.00	0.00	522,000.00	138,226.05	0.00	0.00	0.00	138,226.05	0.00	1,628,625.53	0.00	383,773.95	
Accountable Forms Expenses	5020302000	0.00	0.00	0.00	0.00	480,000.00	(480,000.00)	0.00	0.00	0.00	0.00	0.00	0.00	0.00	0.00	0.00	0.00	0.00	0.00	0.00	0.00	0.00	0.00	
Non-Accountable Forms Expenses	5020303000	0.00	0.00	0.00	0.00	853,072.56	(834,200.00)	0.00	0.00	0.00	0.00	0.00	0.00	18,872.56	0.00	0.00	0.00	0.00	0.00	0.00	18,872.56	0.00	0.00	
Drugs and Medicines Expenses	5020307000	0.00	0.00	0.00	0.00	305,000.00	0.00	0.00	0.00	0.00	0.00	0.00	0.00	305,000.00	0.00	0.00	0.00	0.00	0.00	0.00	305,000.00	0.00	0.00	
Fuel, Oil and Lubricants Expenses	5020309000	0.00	0.00	0.00	0.00	557,081.99	0.00	0.00	0.00	0.00	0.00	0.00	0.00	293,000.00	57,270.06	0.00	0.00	0.00	57,270.06	0.00	284,081.99	0.00	238,729.94	
Textbooks and Instructional Materials Expenses	5020311000	0.00	0.00	0.00	0.00	250,000.00	0.00	0.00	0.00	0.00	0.00	0.00	0.00	250,000.00	0.00	0.00	0.00	0.00	0.00	0.00	250,000.00	0.00	0.00	
Textbooks and Instructional Materials Expenses	5020311001	0.00	0.00	0.00	0.00	250,000.00	0.00	0.00	0.00	0.00	0.00	0.00	0.00	250,000.00	0.00	0.00	0.00	0.00	0.00	0.00	250,000.00	0.00	0.00	
Semi-Expendable Machinery and Equipment	5020321000	0.00	0.00	0.00	0.00	3,727,575.22	(76,390.00)	0.00	0.00	0.00	0.00	0.00	0.00	771,000.00	0.00	0.00	0.00	0.00	0.00	0.00	2,880,185.22	0.00	771,000.00	
Office Equipment	5020321002	0.00	0.00	0.00	0.00	542,820.82	(61,390.00)	0.00	0.00	0.00	0.00	0.00	0.00	481,430.82	305,000.00	0.00	0.00	0.00	0.00	0.00	381,000.00	0.00	381,000.00	
Information and Communications Technology	5020321003	0.00	0.00	0.00	0.00	2,822,144.40	0.00	0.00	0.00	0.00	0.00	0.00	0.00	381,000.00	0.00	0.00	0.00	0.00	0.00	0.00	2,441,144.40	0.00	381,000.00	
Communications Equipment	5020321007	0.00	0.00	0.00	0.00	55,310.00	0.00	0.00	0.00	0.00	0.00	0.00	0.00	40,000.00	0.00	0.00	0.00	0.00	0.00	0.00	15,310.00	0.00	40,000.00	
Other Machinery and Equipment	5020321099	0.00	0.00	0.00	0.00	307,300.00	(15,000.00)	0.00	0.00	0.00	0.00	0.00	0.00	292,300.00	45,000.00	0.00	0.00	0.00	0.00	0.00	247,300.00	0.00	45,000.00	
Semi-Expendable Furniture, Fixtures and Books	5020322000	0.00	0.00	0.00	0.00	2,018,730.98	(47,210.00)	0.00	0.00	0.00	0.00	0.00	0.00	1,357,060.00	24,015.54	0.00	0.00	0.00	24,015.54	0.00	614,480.98	0.00	1,333,044.46	
Semi-Expendable Furniture, Fixtures and Books	5020322000	0.00	0.00	0.00	0.00	40,500.00	0.00	0.00	0.00	0.00	0.00	0.00	0.00	40,500.00	0.00	0.00	0.00	0.00	0.00	0.00	40,500.00	0.00	0.00	
Furniture and Fixtures	5020322001	0.00	0.00	0.00	0.00	1,826,462.98	(47,210.00)	0.00	0.00	0.00	0.00	0.00	0.00	1,779,252.98	1,266,100.00	0.00	0.00	0.00	0.00	0.00	24,015.54	0.00	513,152.98	
Books	5020322002	0.00	0.00	0.00	0.00	151,768.00	0.00	0.00	0.00	0.00	0.00	0.00	0.00	90,960.00	0.00	0.00	0.00	0.00	0.00	0.00	0.00	0.00	0.00	
Other Supplies and Materials Expenses	5020399000	0.00	0.00	0.00	0.00	2,607,933.82	336,129.85	0.00	0.00	0.00	0.00	0.00	0.00	2,944,063.47	150,000.00	0.00	0.00	0.00	0.00	0.00	2,794,063.47	0.00	150,000.00	
Utility Expenses		0.00	0.00	0.00	0.00	4,098,878.83	(1,000,398.80)	0.00	0.00	0.00	0.00	0.00	0.00	3,										

**SUMMARY OF APPROPRIATIONS, ALLOTMENTS, OBLIGATIONS, DISBURSEMENTS AND BALANCES BY OBJECT OF EXPENDITURES**  
As at the Quarter Ending March 31, 2024

Department : Department of Foreign Affairs (DFA)  
 Agency/Entity : Office of the Secretary  
 Operating Unit : Home Office  
 Organization Code (UACS) : 12 001 1300085  
 Fund Cluster : 01 - Regular Agency Fund

Current Year Appropriations  
 Supplemental Appropriations  
 Continuing Appropriations

X

(e.g. UACS Fund Cluster: 01-Regular Agency Fund, 02-Foreign Assisted Projects Fund, 03-Special Account-Locally Funded/Domestic Grants Fund, and 04-Special Account-Foreign Assisted/Foreign Grants Fund)

Particulars	UACS CODE	Appropriations		Adjusted Appropriations	Allotments		Transfer		Adjusted Allotments	Obligations				Total	Disbursements				Total	Unused Funds		Unpaid Obligations								
		Authorized Appropriations	Adjustments (Transfer To/From, Modifications/Augmentations)		SARO	Unobligated	Transfer To	Transfer From		1st Quarter Ending March 31	2nd Quarter Ending June 30	3rd Quarter Ending September 30	4th Quarter Ending December 31		1st Quarter Ending March 31	2nd Quarter Ending June 30	3rd Quarter Ending September 30	4th Quarter Ending December 31		Unreleased Appropriations	Unobligated Allotments	Due and Demandable	Not Yet Due and Demandable							
		3	4		6	7	9	10		12	13	14	15		17	18	19	20		21=(17+18+19+20)	22=(5-11)	23=(11-16)	24	25						
Motor Vehicles	5021308001	0.00	0.00	0.00	0.00	1,198,366.00	(332,856.00)	0.00	0.00	865,510.00	855,500.00	0.00	0.00	0.00	0.00	855,500.00	0.00	0.00	0.00	0.00	0.00	0.00	0.00	10,010.00	0.00	855,500.00				
Repairs and Maintenance - Furniture and Fixtures	5021307000	0.00	0.00	0.00	0.00	151,000.00	0.00	0.00	0.00	151,000.00	0.00	0.00	0.00	0.00	0.00	0.00	0.00	0.00	0.00	0.00	0.00	0.00	0.00	0.00	151,000.00	0.00	0.00			
Repairs and Maintenance - Leased Assets	5021308000	0.00	0.00	0.00	0.00	5.00	(5.00)	0.00	0.00	0.00	0.00	0.00	0.00	0.00	0.00	0.00	0.00	0.00	0.00	0.00	0.00	0.00	0.00	0.00	0.00	0.00	0.00			
Buildings and Other Structures	5021308001	0.00	0.00	0.00	0.00	5.00	(5.00)	0.00	0.00	0.00	0.00	0.00	0.00	0.00	0.00	0.00	0.00	0.00	0.00	0.00	0.00	0.00	0.00	0.00	0.00	0.00	0.00			
Repairs and Maintenance - Semi-Expendable	5021321000	0.00	0.00	0.00	0.00	124,950.00	0.00	0.00	0.00	124,950.00	0.00	0.00	0.00	0.00	0.00	0.00	0.00	0.00	0.00	0.00	0.00	0.00	0.00	0.00	124,950.00	0.00	0.00			
Information and Communications Technology	5021321003	0.00	0.00	0.00	0.00	124,950.00	0.00	0.00	0.00	124,950.00	0.00	0.00	0.00	0.00	0.00	0.00	0.00	0.00	0.00	0.00	0.00	0.00	0.00	0.00	124,950.00	0.00	0.00			
Repairs and Maintenance - Semi-Expendable	5021322000	0.00	0.00	0.00	0.00	37,000.00	0.00	0.00	0.00	37,000.00	0.00	0.00	0.00	0.00	0.00	0.00	0.00	0.00	0.00	0.00	0.00	0.00	0.00	0.00	37,000.00	0.00	0.00			
Furniture and Fixtures	5021322001	0.00	0.00	0.00	0.00	37,000.00	0.00	0.00	0.00	37,000.00	0.00	0.00	0.00	0.00	0.00	0.00	0.00	0.00	0.00	0.00	0.00	0.00	0.00	0.00	37,000.00	0.00	0.00			
Financial Assistance/Subsidy		0.00	0.00	0.00	0.00	174,278,930.28	0.00	0.00	0.00	174,278,930.28	1,681,800.00	0.00	0.00	0.00	0.00	1,681,800.00	1,681,800.00	0.00	0.00	0.00	0.00	0.00	0.00	0.00	1,681,800.00	0.00	172,597,130.28	0.00	0.00	
Subsidies - Others	5021499000	0.00	0.00	0.00	0.00	174,278,930.28	0.00	0.00	0.00	174,278,930.28	1,681,800.00	0.00	0.00	0.00	0.00	1,681,800.00	1,681,800.00	0.00	0.00	0.00	0.00	0.00	0.00	0.00	1,681,800.00	0.00	172,597,130.28	0.00	0.00	
Taxes, Insurance Premiums and Other Fees		0.00	0.00	0.00	0.00	2,187,007.13	(29,007.13)	0.00	0.00	2,158,000.00	2,110,000.00	0.00	0.00	0.00	0.00	2,110,000.00	2,110,000.00	0.00	0.00	0.00	0.00	0.00	0.00	0.00	0.00	28,000.00	0.00	2,110,000.00		
Taxes, Duties and Licenses	5021501000	0.00	0.00	0.00	0.00	180,703.94	(2,703.94)	0.00	0.00	178,000.00	150,000.00	0.00	0.00	0.00	0.00	150,000.00	0.00	0.00	0.00	0.00	0.00	0.00	0.00	0.00	0.00	28,000.00	0.00	150,000.00		
Taxes, Duties and Licenses	5021501001	0.00	0.00	0.00	0.00	180,703.94	(2,703.94)	0.00	0.00	178,000.00	150,000.00	0.00	0.00	0.00	0.00	150,000.00	0.00	0.00	0.00	0.00	0.00	0.00	0.00	0.00	0.00	28,000.00	0.00	150,000.00		
Insurance Expenses	5021503000	0.00	0.00	0.00	0.00	1,986,303.19	(28,303.19)	0.00	0.00	1,960,000.00	1,960,000.00	0.00	0.00	0.00	0.00	1,960,000.00	0.00	0.00	0.00	0.00	0.00	0.00	0.00	0.00	0.00	0.00	0.00	1,960,000.00		
Other Maintenance and Operating Expenses		0.00	0.00	0.00	0.00	70,808,470.88	(4,988,897.82)	0.00	0.00	65,809,573.06	14,457,522.52	0.00	0.00	0.00	0.00	14,457,522.52	615,723.27	0.00	0.00	0.00	0.00	0.00	0.00	0.00	615,723.27	0.00	51,152,060.54	0.00	13,647,799.25	
Advertising Expenses	5029901000	0.00	0.00	0.00	0.00	50,000.00	0.00	0.00	0.00	50,000.00	0.00	0.00	0.00	0.00	0.00	0.00	0.00	0.00	0.00	0.00	0.00	0.00	0.00	0.00	0.00	50,000.00	0.00	0.00		
Printing and Publication Expenses	5029902000	0.00	0.00	0.00	0.00	7,718,842.14	(205,636.00)	0.00	0.00	7,513,206.14	270,000.00	0.00	0.00	0.00	0.00	270,000.00	46,434.89	0.00	0.00	0.00	0.00	0.00	0.00	0.00	46,434.89	0.00	7,243,007.14	0.00	223,565.11	
Representation Expenses	5029903000	0.00	0.00	0.00	0.00	23,900,237.48	(651,368.76)	0.00	0.00	23,248,868.72	7,709,842.52	0.00	0.00	0.00	0.00	7,709,842.52	423,469.41	0.00	0.00	0.00	0.00	0.00	0.00	0.00	423,469.41	0.00	15,538,996.20	0.00	7,286,373.11	
Transportation and Delivery Expenses	5029904000	0.00	0.00	0.00	0.00	76,000.00	(20,000.00)	0.00	0.00	56,000.00	0.00	0.00	0.00	0.00	0.00	0.00	0.00	0.00	0.00	0.00	0.00	0.00	0.00	0.00	0.00	56,000.00	0.00	0.00		
Rent/Lease Expenses	5029905000	0.00	0.00	0.00	0.00	17,121,784.14	(811,810.00)	0.00	0.00	16,309,974.14	6,110,180.00	0.00	0.00	0.00	0.00	6,110,180.00	45,986.72	0.00	0.00	0.00	0.00	0.00	0.00	0.00	45,986.72	0.00	10,190,794.14	0.00	6,073,193.28	
Rents - Building and Structures	5029905001	0.00	0.00	0.00	0.00	6,751,561.63	(805,600.00)	0.00	0.00	5,945,961.63	3,865,000.00	0.00	0.00	0.00	0.00	3,865,000.00	0.00	0.00	0.00	0.00	0.00	0.00	0.00	0.00	0.00	0.00	2,080,961.63	0.00	3,865,000.00	
Rents - Motor Vehicles	5029905003	0.00	0.00	0.00	0.00	4,569,814.71	(6,210.00)	0.00	0.00	4,563,604.71	985,180.00	0.00	0.00	0.00	0.00	985,180.00	45,986.72	0.00	0.00	0.00	0.00	0.00	0.00	0.00	45,986.72	0.00	3,578,424.71	0.00	936,193.28	
Rents - Equipment	5029905004	0.00	0.00	0.00	0.00	3,995,975.59	0.00	0.00	0.00	3,995,975.59	435,000.00	0.00	0.00	0.00	0.00	435,000.00	0.00	0.00	0.00	0.00	0.00	0.00	0.00	0.00	0.00	3,560,975.59	0.00	435,000.00		
Operating Lease	5029905006	0.00	0.00	0.00	0.00	378,000.00	0.00	0.00	0.00	378,000.00	378,000.00	0.00	0.00	0.00	0.00	378,000.00	0.00	0.00	0.00	0.00	0.00	0.00	0.00	0.00	0.00	0.00	0.00	0.00	378,000.00	
Rents - ICT Machinery and Equipment	5029905008	0.00	0.00	0.00	0.00	1,426,432.21	0.00	0.00	0.00	1,426,432.21	456,000.00	0.00	0.00	0.00	0.00	456,000.00	0.00	0.00	0.00	0.00	0.00	0.00	0.00	0.00	0.00	0.00	970,432.21	0.00	456,000.00	
Membership Dues and Contributions to	5029906000	0.00	0.00	0.00	0.00	14,785,984.92	0.00	0.00	0.00	14,785,984.92	0.00	0.00	0.00	0.00	0.00	0.00	0.00	0.00	0.00	0.00	0.00	0.00	0.00	0.00	0.00	14,785,984.92	0.00	0.00		
Subscription Expenses	5029907000	0.00	0.00	0.00	0.00	6,569,253.92	(3,408,429.82)	0.00	0.00	3,160,824.10	358,500.00	0.00	0.00	0.00	0.00	358,500.00	99,832.25	0.00	0.00	0.00	0.00	0.00	0.00	0.00	99,832.25	0.00	2,802,324.10	0.00	258,667.75	
ICT Software Subscription	5029907001	0.00	0.00	0.00	0.00	6,291,252.96	(3,387,616.74)	0.00	0.00	2,903,636.22	240,500.00	0.00	0.00	0.00	0.00	240,500.00	99,832.25	0.00	0.00	0.00	0.00	0.00	0.00	0.00	0.00	99,832.25	0.00	2,663,136.22	0.00	140,667.75
Library and Other Reading Materials Subscription	5029907004	0.00	0.00	0.00	0.00	132,801.04	(4,920.00)	0.00	0.00	127,881.04	110,000.00	0.00	0.00	0.00	0.00	110,000.00	0.00	0.00	0.00	0.00	0.00	0.00	0.00	0.00	0.00	17,881.04	0.00	110,000.00		
Other Subscription Expenses	5029907099	0.00	0.00	0.00	0.00	145,199.92	(15,893.08)	0.00	0.00	129,306.84	8,000.00	0.00	0.00	0.00	0.00	8,000.00	0.00	0.00	0.00	0.00	0.00	0.00	0.00	0.00	0.00	121,306.84	0.00	8,000.00		
Other Maintenance and Operating Expenses	5029909000	0.00	0.00	0.00	0.00	386,568.28	98,375.76	0.00	0.00	484,944.04	0.00	0.00	0.00	0.00	0.00	0.00	0.00	0.00	0.00	0.00	0.00	0.00	0.00	0.00	0.00	484,944.04	0.00	0.00		
Other Maintenance and Operating Expenses	5029909000	0.00	0.00	0.00	0.00	386,568.28	98,375.76	0.00	0.00	484,944.04	0.00	0.00	0.00	0.00	0.00	0.00	0.00	0.00	0.00	0.00	0.00	0.00	0.00	0.00	0.00	484,944.04	0.00	0.00		
Financial Expenses		0.00	0.00	0.00	0.00	2,888,418.42	0.00	0.00	0.00	2,888,418.42	0.00	0.00	0.00	0.00	0.00	0.00	0.00	0.00	0.00	0.00	0.00	0.00	0.00	0.00	0.00	0.00	2,888,418.42	0.00	0.00	
Financial Expenses		0.00	0.00	0.00	0.00	2,888,418.42</																								