

DETAILED STATEMENT OF CURRENT YEAR'S OBLIGATIONS, DISBURSEMENTS AND UNPAID OBLIGATIONS
As of 30 June 2014

Department of Foreign Affairs - Office of the Secretary
General Fund

Program/Activity/Project (P/A/P) and Account Title	Acct Code	Current Year Obligations					Disbursements					Balance (Unpaid Obligations)	Breakdown of Unpaid Obligations	
		1st Quarter ending Mar 31	2nd Quarter ending June 30	3rd Quarter ending Sept. 30	4th Quarter ending Dec 31	Total	1st Quarter ending Mar 31	2nd Quarter ending June 30	3rd Quarter ending Sep 30	4th Quarter ending Dec 31	Total		Accounts Payable	Not Yet Due and Demandable
1	2	3	4	5	6	7	3	4	5	6	7	13 = (7-12) = (14+15)	9	10
I. CURRENT YEAR APPROPRIATIONS														
A. AGENCY SPECIFIC BUDGET														
		2,203,162,007.15	2,476,092,021.84	-	-	4,679,254,028.99	1,647,699,406.38	1,998,756,193.78	-	-	3,646,455,600.16	1,032,798,428.83		
Personnel Services		1,327,732,686.15	1,408,999,919.36	-	-	2,736,732,605.51	1,091,340,620.74	1,243,145,306.69	-	-	2,334,485,927.43	402,246,678.08		
100010000		93,204,849.36	126,333,329.85	-	-	219,538,179.21	87,912,439.55	126,039,058.91	-	-	213,951,498.46	5,586,680.75		
200010001		2,260,629.42	2,408,276.52	-	-	4,668,905.94	2,259,029.42	2,408,276.52	-	-	4,667,305.94	1,600.00		
200010002		1,965,472.63	2,267,681.55	-	-	4,233,154.18	1,932,810.63	2,267,681.55	-	-	4,200,492.18	32,662.00		
301010001		12,299,752.14	14,030,014.13	-	-	26,329,766.27	12,222,147.92	13,958,853.61	-	-	26,181,001.53	148,764.74		
301010002		6,230,616.91	6,761,791.74	-	-	12,992,408.65	6,222,616.91	6,765,791.74	-	-	12,988,408.65	4,000.00		
302010001		1,152,250,950.96	1,183,450,806.80	-	-	2,335,701,757.76	934,825,361.80	1,025,438,985.43	-	-	1,960,264,347.23	375,437,410.53		
302010002		59,520,414.73	73,748,018.76	-	-	133,268,433.49	45,966,214.51	66,266,658.93	-	-	112,232,873.44	21,035,560.05		
Maintenance & Other Operating Expenses		839,793,791.62	1,042,182,799.84	-	-	1,881,976,591.46	527,339,644.99	736,121,359.45	-	-	1,263,461,004.44	618,515,587.02		
100010000		84,195,410.91	128,863,873.18	-	-	213,059,284.09	23,225,138.43	108,125,369.99	-	-	131,350,508.42	81,708,775.67		
200010001		513,802.51	446,232.84	-	-	960,035.35	205,347.63	731,499.27	-	-	936,846.90	23,188.45		
200010002		3,916,436.69	5,754,768.45	-	-	9,671,205.14	4,188,636.96	4,787,606.20	-	-	8,976,243.16	694,961.98		
301010001		75,862,087.85	76,722,265.24	-	-	152,584,353.09	48,061,716.74	52,413,937.69	-	-	100,475,654.43	52,108,698.66		
301010002		1,525,272.63	7,162,276.06	-	-	8,687,548.69	948,033.56	5,420,501.51	-	-	6,368,535.07	2,319,013.63		
302010001		650,072,833.75	792,227,330.82	-	-	1,442,300,164.57	442,337,470.88	535,648,061.26	-	-	977,985,532.14	464,314,632.43		
302010002		23,707,947.28	31,006,053.25	-	-	54,714,000.53	8,373,300.80	28,994,383.53	-	-	37,367,684.33	17,346,316.20		
Financial Expenses		5,430,954.98	9,197,034.57	-	-	14,627,989.55	2,494,576.23	2,067,413.46	-	-	4,561,989.69	10,065,999.86		0
100010000		943,529.59	629,331.42	-	-	1,572,861.01	10,850.00	16,222.06	-	-	27,072.06	1,545,788.95		
200010001		-	-	-	-	-	-	-	-	-	-	-		
200010002		-	-	-	-	-	-	-	-	-	-	-		
301010001		-	-	-	-	-	-	-	-	-	-	-		
301010002		-	-	-	-	-	-	-	-	-	-	-		
302010001		4,391,483.39	8,415,145.15	-	-	12,806,628.54	2,459,086.58	2,002,738.51	-	-	4,461,825.09	8,344,803.45		
302010002		95,942.00	152,558.00	-	-	248,500.00	24,639.65	48,452.89	-	-	73,092.54	175,407.46		
Capital Outlays		30,204,574.40	15,712,268.07	-	-	45,916,842.47	26,524,564.42	17,422,114.18	-	-	43,946,678.60	1,970,163.87		
100010000		20,715,650.48	15,535,220.57	-	-	36,250,871.05	20,715,650.48	15,535,220.57	-	-	36,250,871.05	-		
200010001		-	-	-	-	-	-	-	-	-	-	-		
200010002		-	-	-	-	-	-	-	-	-	-	-		
301010001		53,923.92	177,047.50	-	-	230,971.42	-	53,923.92	-	-	53,923.92	177,047.50		
301010002		-	-	-	-	-	-	-	-	-	-	-		
302010001		9,087,000.00	-	-	-	9,087,000.00	5,778,098.68	1,205,228.97	-	-	6,983,327.65	2,103,672.35		
302010002		348,000.00	-	-	-	348,000.00	30,815.26	627,740.72	-	-	658,555.98	(310,555.98)		

DETAILED STATEMENT OF CURRENT YEAR'S OBLIGATIONS, DISBURSEMENTS AND UNPAID OBLIGATIONS
As of 30 June 2014

Department of Foreign Affairs - Office of the Secretary

General Fund


Program/Activity/Project (PIA/P) and Account Title	Acct Code	Current Year Obligations				Total	Disbursements				Balance (Unpaid Obligations)	Breakdown of Unpaid Obligations		
		1st Quarter ending Mar 31	2nd Quarter ending June 30	3rd Quarter ending Sept. 30	4th Quarter ending Dec 31		1st Quarter ending Mar 31	2nd Quarter ending June 30	3rd Quarter ending Sep 30	4th Quarter ending Dec 31		Total	Accounts Payable	Not Yet Due and Demandable
1	2	3	4	5	6	7	3	4	5	6	7	13 = (7-12) = (14+15)	9	10
B. SOCIAL PURPOSE FUNDS		732,623,045.00	331,131,013.46	-	-	1,063,754,058.46	369,732,915.31	567,994,845.42	-	-	937,727,760.73	126,026,297.73		
Miscellaneous and Personnel Benefits Fund		-	-	-	-	-	-	-	-	-	-	-		
Pension and Gratuity Fund		66,396,401.00	84,297,127	-	-	150,693,528.00	61,691,808.99	84,655,741.11	-	-	146,347,550.10	4,345,977.90		
Contingent Fund		-	2,976,377.00	-	-	2,976,377.00	-	2,312,439.61	-	-	2,312,439.61	663,937.39		
International Commitments Fund		666,226,644.00	243,857,509	-	-	910,084,153.46	308,041,106.32	481,026,664.70	-	-	789,067,771.02	121,016,382.44		
Others (Please specify)		-	-	-	-	-	-	-	-	-	-	-		
C. AUTOMATIC APPROPRIATIONS		23,463,981.77	15,651,695.22	-	-	39,115,676.99	23,463,981.77	15,651,695.22	-	-	39,115,676.99	-		
Retirement and Life Insurance Premium		23,463,981.77	15,651,695	-	-	39,115,676.99	23,463,981.77	15,651,695.22	-	-	39,115,676.99	-		
Customs Duties and Taxes		-	-	-	-	-	-	-	-	-	-	-		
Others (Pls. specify).		-	-	-	-	-	-	-	-	-	-	-		
Total CURRENT YEAR APPROPRIATION		2,959,249,033.92	2,822,874,730.52	-	-	5,782,123,764.44	2,040,896,303.46	2,582,402,734.42	-	-	4,623,299,037.88	1,158,824,726.56		

DETAILED STATEMENT OF CURRENT YEAR'S OBLIGATIONS, DISBURSEMENTS AND UNPAID OBLIGATIONS
As of 30 June 2014


Department of Foreign Affairs - Office of the Secretary
General Fund

Program/Activity/Project (P/A/P) and Account Title	Acct Code	Current Year Obligations					Disbursements					Balance (Unpaid Obligations)	Breakdown of Unpaid Obligations	
		1st Quarter ending Mar 31	2nd Quarter ending June 30	3rd Quarter ending Sept. 30	4th Quarter ending Dec 31	Total	1st Quarter ending Mar 31	2nd Quarter ending June 30	3rd Quarter ending Sep 30	4th Quarter ending Dec 31	Total		Accounts Payable	Not Yet Due and Demandable
1	2	3	4	5	6	7	3	4	5	6	7	13 = (7-12) = (14+15)	9	10
II. CONTINUING APPROPRIATION														
A. AGENCY SPECIFIC BUDGET														
Maintenance & Other		417,019,897.98	51,354,804.18	-	-	468,374,702.16	274,709,847.89	34,527,657.79	-	-	309,237,505.68	159,137,196.48		
Operating Expenses		313,019,897.98	51,013,729.18	-	-	364,033,627.16	274,709,847.89	34,527,657.79	-	-	309,237,505.68	54,796,121.48		
Program A.I.a		826,873.66	38,125,458.18	-	-	38,952,331.84	156,477.89	24,932,070.43	-	-	25,088,548.32	13,863,783.52		
Program A.II.a		928,276.30	37,840.00	-	-	966,116.30	-	-	-	-	-	966,116.30		
Program A.III.a		-	-	-	-	-	-	-	-	-	-	-		
Program A.III.b		311,264,748.02	12,850,431.00	-	-	324,115,179.02	274,553,370.00	9,595,587.36	-	-	284,148,957.36	39,966,221.66		
Program A.III.c		-	-	-	-	-	-	-	-	-	-	-		
Capital Outlays		104,000,000.00	341,075.00	-	-	104,341,075.00	-	-	-	-	-	104,341,075.00		
Program A.I.a		-	341,075.00	-	-	341,075.00	-	-	-	-	-	341,075.00		
Program A.II.a		-	-	-	-	-	-	-	-	-	-	-		
Program A.III.a		-	-	-	-	-	-	-	-	-	-	-		
Program A.III.b		104,000,000.00	-	-	-	104,000,000.00	-	-	-	-	-	104,000,000.00		
Program A.III.c		-	-	-	-	-	-	-	-	-	-	-		
B. SPECIAL PURPOSE FUNDS		-	-	-	-	-	-	-	-	-	-	-		
Contingent Fund		-	-	-	-	-	-	-	-	-	-	-		
International Commitments Fund		-	-	-	-	-	-	-	-	-	-	-		
Total CONTINUING APPROPRIATION		417,019,897.98	51,354,804.18	-	-	468,374,702.16	274,709,847.89	34,527,657.79	-	-	309,237,505.68	159,137,196.48		
Total CURRENT YEAR APPROPRIATION		2,959,249,033.92	2,822,874,730.52	-	-	5,782,123,764.44	2,040,896,303.46	2,582,402,734.42	-	-	4,623,299,037.88	1,158,824,726.56		
Total CONTINUING APPROPRIATION		417,019,897.98	51,354,804.18	-	-	468,374,702.16	274,709,847.89	34,527,657.79	-	-	309,237,505.68	159,137,196.48		
GRAND TOTAL		3,376,268,931.90	2,874,229,534.70	-	-	6,250,498,466.60	2,315,606,151.35	2,616,930,392.21	-	-	4,932,536,543.56	1,317,961,923.04		

Certified Correct:



LV I. DE GUZMAN
Acting Budget Officer

Certified Correct:


KYRIE F. FULGENCIO
Acting Chief Accountant

Approved By:

For the Secretary of Foreign Affairs:


DOMINGO P. NOLASCO
Assistant Secretary, Office of Fiscal Management