

**DETAILED STATEMENT OF CURRENT YEAR'S OBLIGATIONS, DISBURSEMENTS AND UNPAID OBLIGATIONS**  
As of 31 December 2013

Department of Foreign Affairs - Office of the Secretary  
General Fund


Program/Activity/Project (P/A/P) and Account Title	Acct Code	Current Year Obligations					Disbursements					Balance (Unpaid Obligations)	Breakdown of Unpaid Obligations	
		1st Quarter ending Mar 31	2nd Quarter ending June 30	3rd Quarter ending Sept 30	4th Quarter ending Dec 31	Total	1st Quarter ending Mar 31	2nd Quarter ending June 30	3rd Quarter ending Sept 30	4th Quarter ending Dec 31	Total		A/P	Not Yet Due and Demandable
1	2	3	4	5	6	7	3	4	5	6	7	13 = (7-12) = (14+15)	9	10
<b>I. CURRENT YEAR APPROPRIATIONS</b>														
<b>A. AGENCY SPECIFIC BUDGET</b>														
Personnel Services		2,168,286,520.45	2,320,965,220.89	2,470,039,888.04	3,675,859,385.59	10,635,151,014.97	1,461,686,937.60	1,972,555,927.62	2,001,384,657.52	2,795,358,807.55	8,230,986,330.29	2,404,164,684.68		
Program A.Ia		1,226,519,795.87	1,289,804,361.91	1,334,882,708.51	1,691,024,755.70	5,542,231,621.99	956,666,655.14	1,145,856,269.90	1,079,935,720.48	1,159,206,025.62	4,341,664,671.14	1,200,566,950.85		
Program A.IIa		209,916,787.74	161,729,134.90	82,462,073.87	154,588,608.11	608,696,604.62	145,919,904.45	177,856,572.88	84,881,829.43	142,612,123.49	551,270,430.25	57,426,174.37		
Program A.IIIa		3,193,714.73	5,621,767.75	4,286,440.65	5,873,509.82	18,975,432.95	3,169,242.98	4,641,955.33	4,442,541.56	5,476,803.94	17,730,543.81	1,244,889.14		
Program A.IIIb		12,964,379.80	21,735,648.42	19,916,016.98	24,264,593.82	78,880,639.02	12,643,769.00	20,752,863.07	17,574,784.66	22,489,041.20	73,460,457.93	5,420,181.09		
Program A.IIIc		948,708,594.84	1,039,694,677.80	1,161,774,086.02	1,415,943,203.75	4,566,120,562.41	756,192,819.29	863,859,088.94	921,894,803.04	929,751,772.60	3,471,698,483.87	1,094,422,078.54		
		51,736,318.76	61,023,133.04	66,444,090.99	90,354,840.20	269,558,382.99	38,740,919.42	78,745,789.68	51,141,761.79	58,876,284.39	227,504,755.28	42,053,627.71		
Maintenance & Other Operating Expenses		787,079,990.46	950,398,638.26	1,045,178,303.63	1,601,822,687.93	4,384,479,620.28	481,120,308.61	765,535,100.88	891,808,289.93	1,383,644,578.33	3,522,108,277.75	862,371,342.53		
Program A.Ia		75,761,676.35	93,291,181.98	107,184,207.29	394,090,832.55	670,327,898.17	59,658,068.52	83,908,407.45	106,579,945.08	152,914,792.05	403,061,213.10	267,266,685.07		
Program A.IIa		693,572.47	3,341,158.43	2,894,354.94	16,821,773.86	23,750,859.70	554,702.64	3,506,442.39	3,089,066.24	4,557,428.82	11,707,640.09	12,043,219.61		
Program A.IIIa		4,883,723.90	11,143,064.67	11,013,798.25	30,238,842.73	57,279,429.55	3,912,969.10	5,219,577.95	11,076,847.76	44,351,604.09	64,560,998.90	(7,281,569.35)		
Program A.IIIb		682,538,132.50	834,217,572.56	884,033,364.27	1,135,106,319.50	3,535,895,388.83	408,090,909.16	655,404,435.94	741,600,226.35	1,155,887,625.48	2,960,983,196.93	574,912,191.90		
Program A.IIIc		23,202,885.24	8,405,660.62	40,052,578.88	25,564,919.29	97,226,044.03	8,903,659.19	17,496,237.15	29,462,204.50	25,933,127.89	81,795,228.73	15,430,815.30		
Capital Outlays		154,686,734.12	80,762,220.72	89,978,875.90	383,011,941.96	708,439,772.70	23,899,973.85	61,164,556.84	29,640,647.11	252,508,203.60	367,213,381.41	341,226,391.29		
Program A.Ia		20,737,734.12	80,762,220.72	89,978,875.90	452,011,941.96	643,490,772.70	20,722,094.92	15,593,409.92	22,634,657.10	18,723,340.57	77,673,502.51	565,817,270.19		
Program A.IIa		-	-	-	-	-	-	-	-	-	-	-		
Program A.IIIa		-	-	-	-	-	-	-	-	-	-	-		
Program A.IIIb		132,676,000.00	-	-	(71,000,000.00)	61,676,000.00	2,848,400.95	45,498,326.09	6,919,601.92	229,355,108.68	284,621,437.64	(22,945,437.64)		
Program A.IIIc		1,273,000.00	-	-	2,000,000.00	3,273,000.00	329,477.99	72,820.83	86,388.09	4,429,754.35	4,918,441.26	(1,645,441.26)		
<b>B. SPECIAL PURPOSE FUNDS</b>		521,280,636.96	226,445,342.70	291,577,639.54	184,779,512.60	1,224,083,131.80	470,548,654.09	418,531,467.07	227,064,280.24	119,378,289.17	1,235,522,690.57	(11,439,558.77)		
Miscellaneous and Personnel Benefits Fund		-	18,268,500.00	-	10,524,000.00	28,792,500.00	-	-	-	-	-	28,792,500.00		
Pension and Gratuity Fund		19,258,843.39	7,605,767.45	5,186,088.47	15,490,301.50	47,541,000.81	17,757,654.09	6,810,467.07	5,301,280.24	13,302,289.17	43,171,690.57	4,369,310.24		
Contingent Fund		-	-	-	-	-	-	-	-	-	-	-		
International Commitments Fund		502,021,793.57	200,571,075.25	286,391,551.07	158,765,211.10	1,147,749,630.99	452,791,000.00	411,721,000.00	221,763,000.00	106,076,000.00	1,192,351,000.00	(44,601,369.01)		
Others (Please specify)		-	-	-	-	-	-	-	-	-	-	-		
<b>C. AUTOMATIC APPROPRIATIONS</b>		23,237,899.43	23,538,493.06	23,804,854.44	25,043,968.13	95,625,215.06	18,599,240.64	24,340,362.90	24,059,459.76	24,113,345.40	91,112,408.70	4,512,806.36		
Retirement and Life Insurance Premium		23,237,899.43	23,538,493.06	23,804,854.44	25,043,968.13	95,625,215.06	18,599,240.64	24,340,362.90	24,059,459.76	24,113,345.40	91,112,408.70	4,512,806.36		
Customs Duties and Taxes		-	-	-	-	-	-	-	-	-	-	-		
Others (Pls. specify)		-	-	-	-	-	-	-	-	-	-	-		
<b>Total CURRENT YEAR APPROPRIATION</b>		2,712,805,056.84	2,570,949,056.65	2,785,422,382.02	3,885,682,866.32	11,954,859,361.83	1,950,834,832.33	2,415,427,757.59	2,252,508,397.52	2,938,850,442.12	9,557,621,429.56	2,397,237,932.27		

**DETAILED STATEMENT OF CURRENT YEAR'S OBLIGATIONS, DISBURSEMENTS AND UNPAID OBLIGATIONS**  
As of 31 December 2013


Department of Foreign Affairs - Office of the Secretary  
General Fund

Program/Activity/Project (P/A/P) and Account Title	Acct Code	Current Year Obligations					Disbursements					Balance (Unpaid Obligations)	breakdown of Unpaid Obligations	
		1st Quarter ending Mar 31	2nd Quarter ending June 30	3rd Quarter ending Sept. 30	4th Quarter ending Dec 31	Total	1st Quarter ending Mar 31	2nd Quarter ending June 30	3rd Quarter ending Sept. 30	4th Quarter ending Dec 31	Total		A/P	Not Yet Due and Demandable
1	2	3	4	5	6	7	3	4	5	6	7	13 = (7-12) = (14+15)	9	10
<b>II. CONTINUING APPROPRIATION</b>														
<b>A. AGENCY SPECIFIC BUDGET</b>		294,712,335.81	727,786,722.66	112,245,719.62	264,993,643.97	1,399,738,422.06	214,490,010.06	458,792,895.43	162,604,960.12	258,211,314.91	1,094,099,180.51	305,639,241.55		
Maintenance & Other Operating Expenses		294,712,335.81	421,343,722.66	112,245,719.62	146,591,143.97	974,892,922.06	214,490,010.06	278,011,622.67	162,604,960.12	191,876,314.91	846,982,907.76	127,910,014.30		
Program A.Ia		26,480,406.62	5,868,035.25	11,676,540.39	114,028,192.56	158,053,174.82	6,333,813.76	18,755,946.02	3,550,912.17	273,815.59	28,914,487.54	129,138,687.28		
Program A.IIa		-	1,038,916.22	4,764,717.62	7,702,380.69	13,506,014.53	-	10,947.00	4,467,343.67	5,527,423.22	10,005,713.89	3,500,300.64		
Program A.IIIa		-	-	168,448.00	6,747,415.07	6,915,863.07	-	-	168,448.00	6,116,410.07	6,284,858.07	631,005.00		
Program A.IIIb		267,820,029.19	397,846,021.34	94,788,160.31	18,113,155.65	778,567,366.49	208,156,196.30	259,244,729.65	153,979,787.30	179,958,666.03	801,339,379.28	(22,772,012.79)		
Program A.IIIc		411,900.00	16,590,749.85	847,853.30	-	17,850,503.15	-	-	438,468.98	-	438,468.98	17,412,034.17		
Capital Outlays		-	306,443,000.00	-	118,402,500.00	424,845,500.00	-	180,781,272.76	-	66,335,000.00	247,316,272.76	177,729,227.24		
Program A.Ia		-	-	-	5,000,000.00	5,000,000.00	-	-	-	5,000,000.00	5,000,000.00	-		
Program A.IIa		-	-	-	-	-	-	-	-	-	-	-		
Program A.IIIa		-	-	-	-	-	-	-	-	-	-	-		
Program A.IIIb		-	306,443,000.00	-	111,402,500.00	417,845,500.00	-	180,781,272.76	-	61,335,000.00	242,116,272.76	175,729,227.24		
Program A.IIIc		-	-	-	2,000,000.00	2,000,000.00	-	-	-	-	-	2,000,000.00		
<b>B. SPECIAL PURPOSE FUNDS</b>		92,327,370.62	4,119,000.00	-	-	96,446,370.62	4,115,036.04	37,086,065.04	-	-	41,201,101.08	55,245,269.54		
Contingent Fund		4,119,000.00	4,119,000.00	-	-	8,238,000.00	4,115,036.04	4,115,036.04	-	-	8,230,072.08	7,927.92		
International Commitments Fund		88,208,370.62	-	-	-	88,208,370.62	-	32,971,029.00	-	-	32,971,029.00	55,237,341.62		
<b>Total CONTINUING APPROPRIATION</b>		387,039,706.43	731,905,722.66	112,245,719.62	264,993,643.97	1,496,184,792.68	218,605,046.10	495,878,960.47	162,604,960.12	258,211,314.91	1,135,300,281.59	360,884,511.09		
<b>Total CURRENT YEAR APPROPRIATION</b>		2,712,805,056.84	2,570,949,056.65	2,785,422,382.02	3,694,312,520.78	11,763,489,016.29	1,950,834,832.33	2,415,427,757.59	2,252,508,397.52	2,938,850,442.12	9,557,621,429.56	2,205,867,586.73		
<b>Total CONTINUING APPROPRIATION</b>		387,039,706.43	731,905,722.66	112,245,719.62	264,993,643.97	1,496,184,792.68	218,605,046.10	495,878,960.47	162,604,960.12	258,211,314.91	1,135,300,281.59	360,884,511.09		
<b>GRAND TOTAL</b>		3,099,844,763.27	3,302,854,779.31	2,897,668,101.64	3,959,306,164.75	13,259,673,808.97	2,169,439,878.43	2,911,306,718.06	2,415,113,357.64	3,197,061,757.03	10,692,921,711.15	2,566,752,097.82		

Certified Correct:


  
HELEN T. GUEVARRA  
Acting Budget Officer

Certified Correct:

  
ALVAR E. ROSALES  
Acting Chief Accountant

Approved By:

for The Secretary of Foreign Affairs:

  
RAFAEL E. SEGUIS  
Undersecretary for Administration