

QUARTERLY PHYSICAL REPORT OF OPERATION  
As of 30 June 2014

Department : Department of Foreign Affairs  
 Agency : \_\_\_\_\_  
 Operating Unit : \_\_\_\_\_  
 Organization Code (UACS) : \_\_\_\_\_

	Current Year Appropriations
	Supplemental Appropriations
	Continuing Appropriations
	Off-Budget Account

Particulars	UACS CODE	Physical Targets					Physical Accomplishments					Variance as of 6/30/14	Remarks
		1st Quarter	2nd Quarter	3rd Quarter	4th Quarter	Total	1st Quarter	2nd Quarter	3rd Quarter	4th Quarter	Total		
1	2	3	4	5	6	7=(3+4+5+6)	8	9	10	11	12=(8+9+10+11)	13	14
<b>I. Operations</b>													
<b>MFO 1 - Foreign Policy Services</b>													
Performance Indicators:													
*Quantity - Number of policies developed and issued or updated and disseminated		800	800	800	800	3200	1065	1375	1689			929	
*Quality - Percentage of stakeholders who rate foreign policies as good or better		90%	90%	90%	90%	90%	90%	90%	90%			0	
*Timeliness - Percentage of policies that are reviewed, updated and disseminated in the last three years		90%	90%	90%	90%	90%	100%	100%	100%			10%	
<b>MFO 2 - Diplomatic and Consular Services</b>													
Performance Indicator Set 1:													
*Quantity - Number of consular and legal documents issued (passports and visas)		791,005	803,478	816,121	828,764	3,239,368	881,105	840,163	816,244			701,856	Figures are based on passport issuances and partial visa report submissions from FSPs
*Quality - Percentage of clients that rate the services as good or better		90%	90%	90%	90%	90%	90%	92.50%	92.50%			1.67%	
*Timeliness - Percentage of consular and legal documents issued w/in the prescribed time period		100%	100%	100%	100%	100%	92.50%	87.50%	87.50%			-11%	
Performance Indicator Set 2:													
*Quantity - Number of overseas Filipinos assisted		5,000	5,000	5,000	5,000	20,000	4,534	4,302	4,470			-6,694	
*Quality - Percentage of Filipinos assisted who rate the DFA assistance as good or better		90%	90%	90%	90%	90%	95%	95%	95%			5%	
*Timeliness - Percentage of requests for assistance responded to w/in the prescribed time period		100%	100%	100%	100%	100%	95%	100%	100%			-1.67%	




**QUARTERLY PHYSICAL REPORT OF OPERATION**  
As of 30 June 2014

Department : Department of Foreign Affairs  
 Agency : \_\_\_\_\_  
 Operating Unit : \_\_\_\_\_  
 Organization Code (UACS) : \_\_\_\_\_


	Current Year Appropriations
	Supplemental Appropriations
	Continuing Appropriations
	Off-Budget Account

Particulars	UACS CODE	Physical Targets					Physical Accomplishments					Variance as of 6/30/14	Remarks
		1st Quarter	2nd Quarter	3rd Quarter	4th Quarter	Total	1st Quarter	2nd Quarter	3rd Quarter	4th Quarter	Total		
1	2	3	4	5	6	7=(3+4+5+6)	8	9	10	11	12=(8+9+10+11)	13	14
Part B													
Major Programs/Projects													
KRA No. 1 - Anti-Corruption, Transparent, Accountable and Participatory Governance													
Program Budgeting: Education Program													
MPP													
Target 1													
Target 2													
...													
Other Major Programs and Projects													
PAP													
Target 1													
Target 2													
...													
...continue down to the last PAP													
...continue down to the last Program Budgeting													
...continue down to the last KRA													

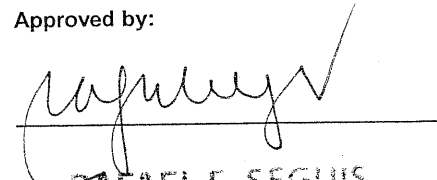
Prepared By:

  
 Assistant Secretary JOSELITO A. JIMENO  
 Planning Services Head / Planning Officer *CSM*

In coordination with:

  
 Assistant Secretary DOMINGO P. NOLASCO  
 Financial Services Head/ Budget Officer *28*

Approved by:

  
 RAFAEL E. SEGUIS  
 Agency Head/ Department Secretary